



US00D810486S

(12) **United States Design Patent** (10) **Patent No.:** **US D810,486 S**
Bouroullec et al. (45) **Date of Patent:** **** Feb. 20, 2018**

(54) **TABLE BASE**
(71) Applicants: **Ronan Bouroullec**, Paris (FR); **Erwan Bouroullec**, Paris (FR)
(72) Inventors: **Ronan Bouroullec**, Paris (FR); **Erwan Bouroullec**, Paris (FR)
(73) Assignee: **Magis S.p.A.**, Torre di Mosto (IT)
(**) Term: **14 Years**
(21) Appl. No.: **29/506,937**
(22) Filed: **Oct. 22, 2014**
(30) **Foreign Application Priority Data**

D152,949 S * 3/1949 Eames D6/692.4
2,710,733 A * 6/1955 Phillips A47B 3/12
248/431
D179,936 S * 3/1957 Doolittle 248/175
2,932,479 A * 4/1960 Leach A47B 3/12
108/121
3,160,121 A * 12/1964 Bedol A47B 3/12
108/118
D205,361 S * 7/1966 Mark D6/708.16
D207,647 S * 5/1967 Wormley D6/708
D295,005 S * 4/1988 Murry D6/708
D349,619 S * 8/1994 Li D6/708.16
D354,411 S * 1/1995 Berkowitz D6/708.16
D355,776 S * 2/1995 Good D6/349
D357,148 S * 4/1995 Altis, Sr. D6/708.16
5,435,510 A * 7/1995 Wey A47B 13/06
248/163.1
D361,230 S * 8/1995 Vignelli D6/685
(Continued)

May 7, 2014 (EM) 002459107-0011
(51) **LOC (11) Cl.** **06-06**
(52) **U.S. Cl.**
USPC **D6/709.2**
(58) **Field of Classification Search**
USPC D6/352, 368, 685, 689, 691, 691.3,
D6/691.4, 692.3, 692.4, 693.1, 695,
D6/695.2, 695.4, 696.1, 696.3, 697.1,
D6/708.15, 708.17, 708.2, 709.2; D11/4,
D11/131, 152; D26/110, 142; D32/37
See application file for complete search history.

(56) **References Cited**

U.S. PATENT DOCUMENTS

488,983 A * 1/1893 Byrkit A47B 19/04
248/447
1,173,051 A * 2/1916 Smith F16M 11/10
248/169
1,187,972 A * 6/1916 Cook A47B 13/021
144/286.1
D68,664 S * 11/1925 Snow D6/692.4
1,940,565 A * 12/1933 Schott A47B 3/12
108/154

OTHER PUBLICATIONS

Officina Collection table (available online) Retrieved from the internet Nov. 29, 2017, retrieved from URL: <https://vimeo.com/124288411>.*

Primary Examiner — Garth Rademaker
Assistant Examiner — Richard Kearney
(74) *Attorney, Agent, or Firm* — Themis Law

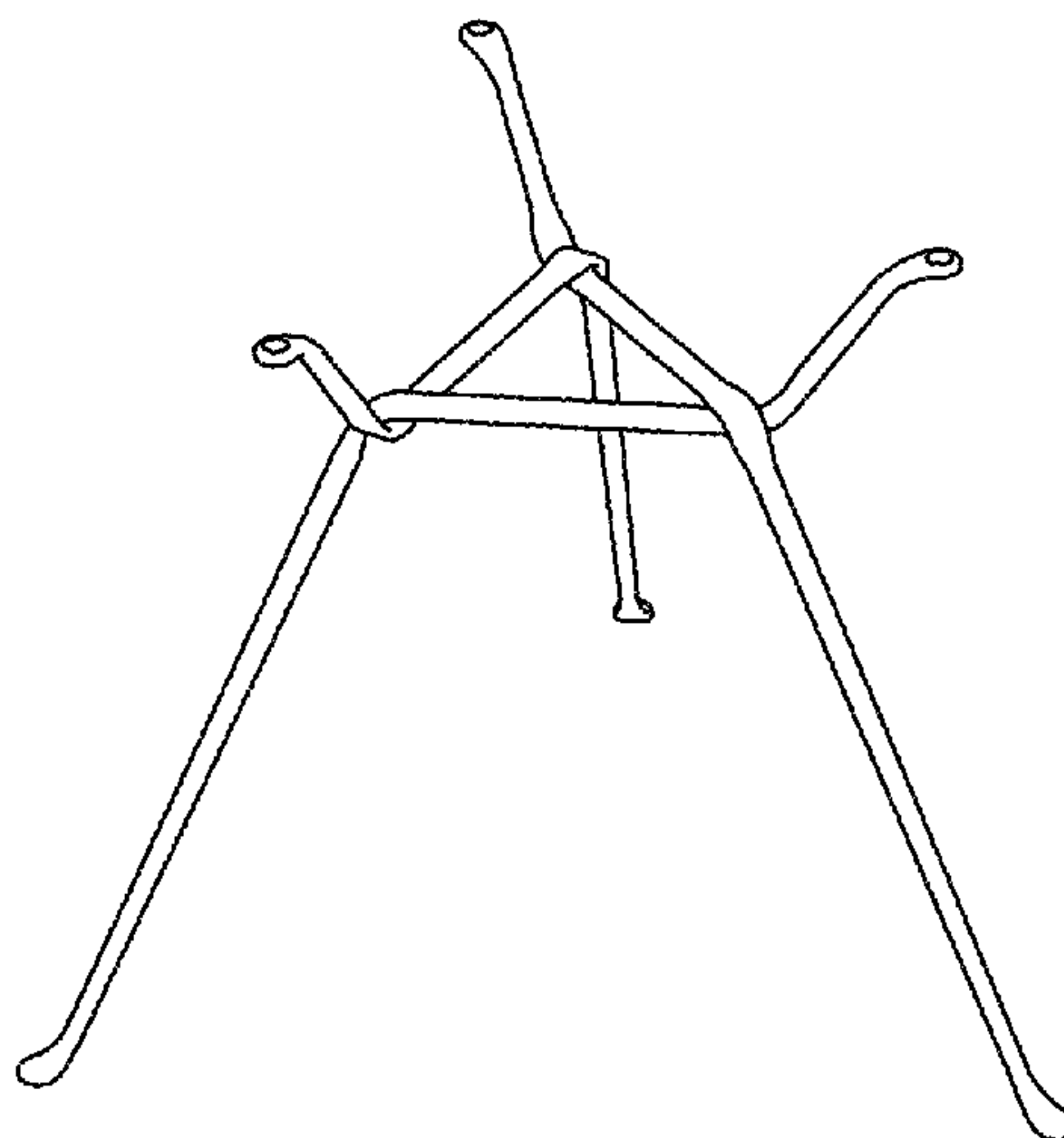
(57) **CLAIM**

The ornamental design for a table base, as shown.

DESCRIPTION

FIG. 1 is a front perspective view of a table base showing our new design;
FIG. 2 is a front elevational view thereof;
FIG. 3 is a right side elevational view thereof; and,
FIG. 4 is a top plan view thereof.

1 Claim, 4 Drawing Sheets



(56)

References Cited

U.S. PATENT DOCUMENTS

D364,981 S * 12/1995 Horvath D6/695.8
 D366,790 S * 2/1996 Grosfillex D6/708
 D380,318 S * 7/1997 Horvath D6/688.1
 D393,549 S * 4/1998 Marinos D6/403
 D402,141 S * 12/1998 Luong D6/692
 D406,968 S * 3/1999 Tseng D6/696.4
 D439,446 S * 3/2001 Harrison D6/691
 D479,776 S * 9/2003 Rosenberg D6/403
 D512,859 S * 12/2005 Garvey D6/708.16
 D533,374 S * 12/2006 Trott D6/708.16
 D534,382 S * 1/2007 Trott D6/708.16
 D537,272 S * 2/2007 Zungri D6/406.5
 D557,529 S * 12/2007 Cheng D6/708
 D578,325 S * 10/2008 Warriner D6/708
 D581,706 S * 12/2008 Calatrava Valls D6/708
 D588,847 S * 3/2009 Lovegrove D6/708.16
 D595,071 S * 6/2009 Malone D6/708
 D600,048 S * 9/2009 Weissenrieder D6/692.4
 D628,412 S * 12/2010 Lambert D6/708.17

8,888,057 B2 * 11/2014 Morrow F16M 11/245
 248/150
 D723,195 S * 2/2015 Potter D26/8
 D723,310 S * 3/2015 Goodman D6/676.5
 D723,846 S * 3/2015 Healy D6/692.4
 D750,922 S * 3/2016 Weidler D6/708.16
 9,314,097 B2 * 4/2016 Choi A47B 3/04
 D760,521 S * 7/2016 Galiotto D6/708.17
 D768,419 S * 10/2016 Galiotto D6/691.6
 D772,622 S * 11/2016 Young D6/691
 D775,487 S * 1/2017 Bettin D6/691.7
 D778,644 S * 2/2017 Jin D6/688.11
 D779,246 S * 2/2017 Young D6/708.16
 D802,346 S * 11/2017 Bouroullec D6/709.2
 2008/0092785 A1 * 4/2008 Weissenrieder A47B 3/08
 108/115
 2014/0338573 A1 * 11/2014 Rassat A47C 5/04
 108/150
 2015/0320195 A1 * 11/2015 Baoqing A47B 3/02
 29/426.2
 2016/0051041 A1 * 2/2016 Choi A47B 3/12
 108/118

* cited by examiner

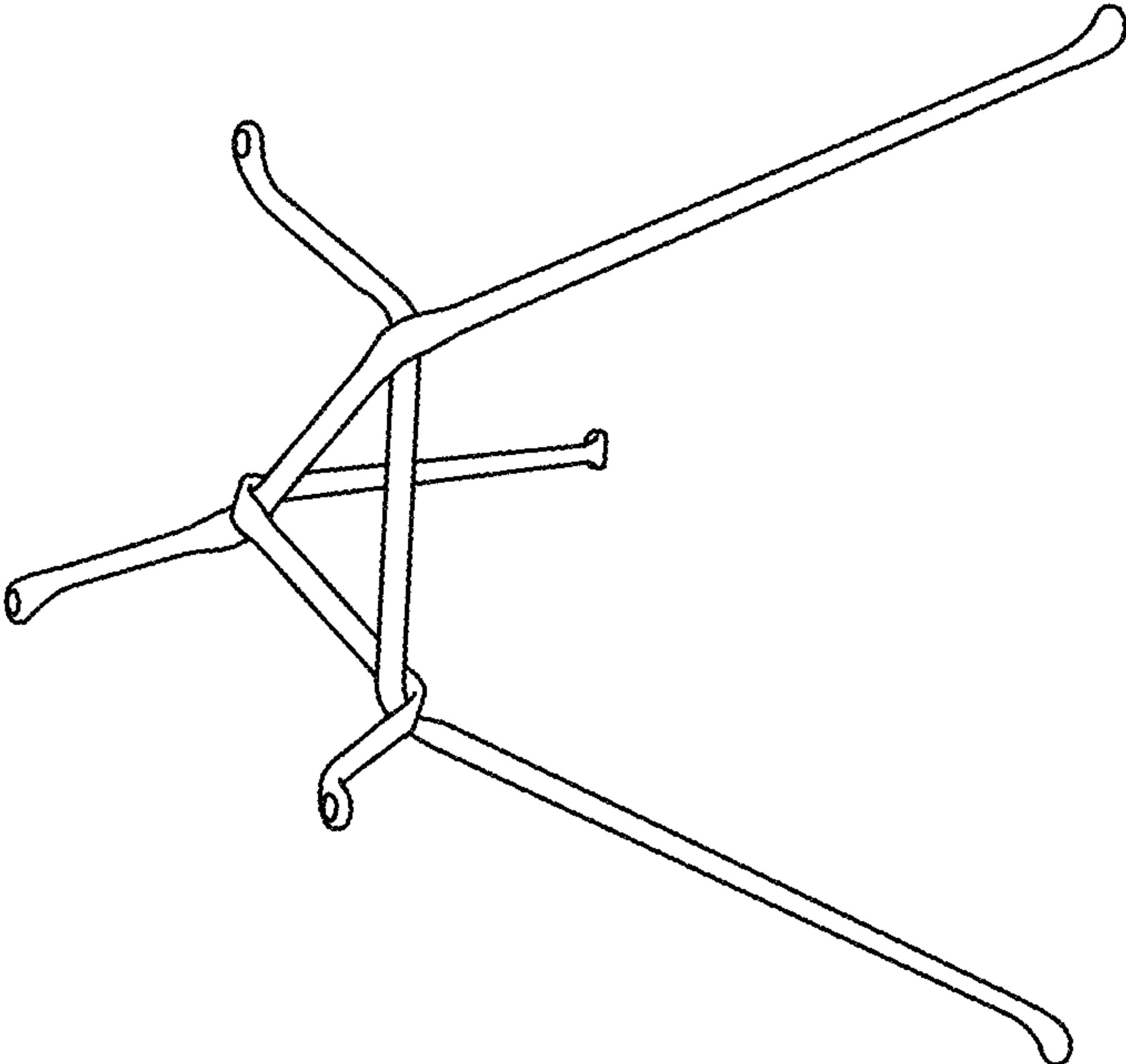


FIG. 1

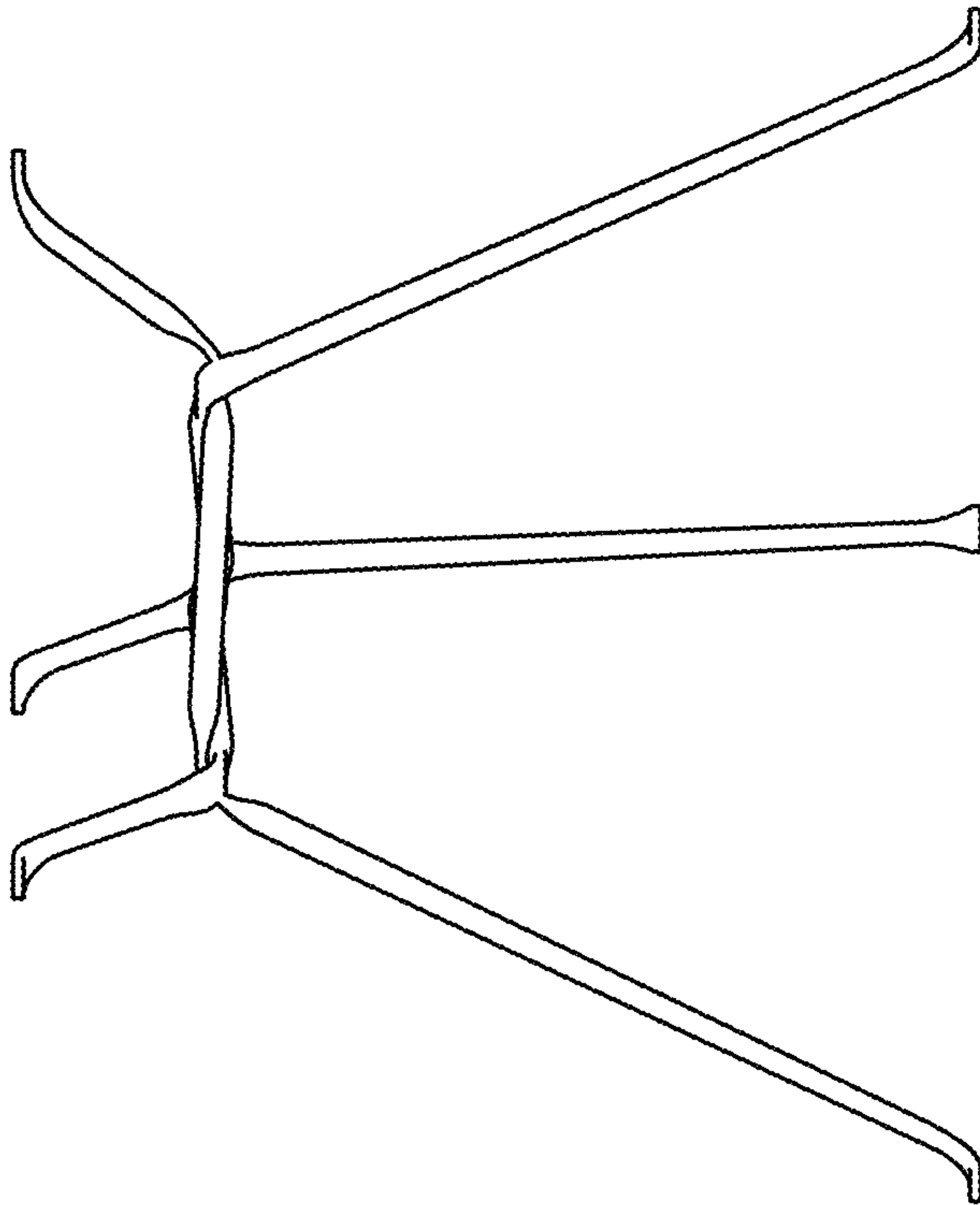


FIG. 2

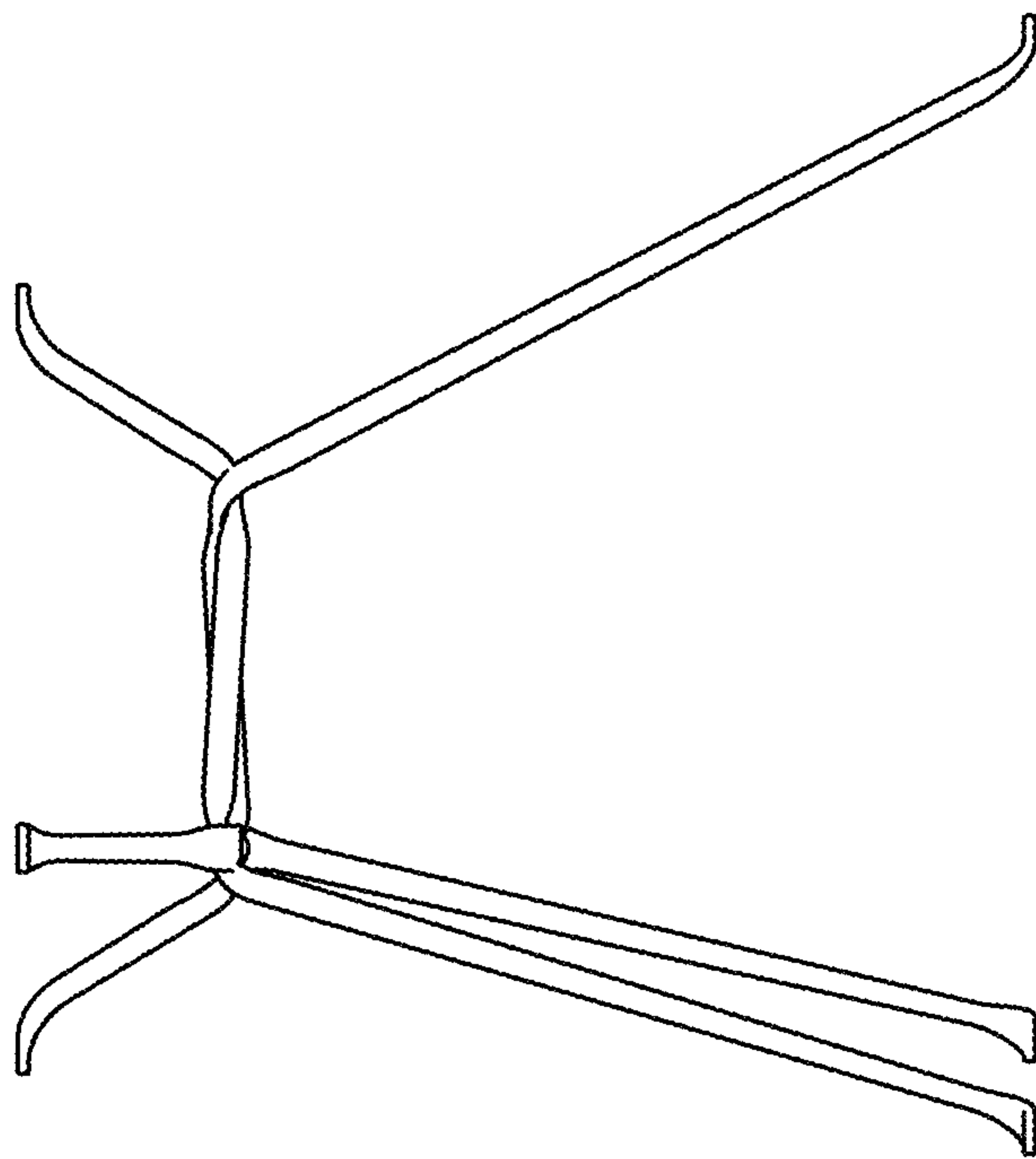


FIG. 3

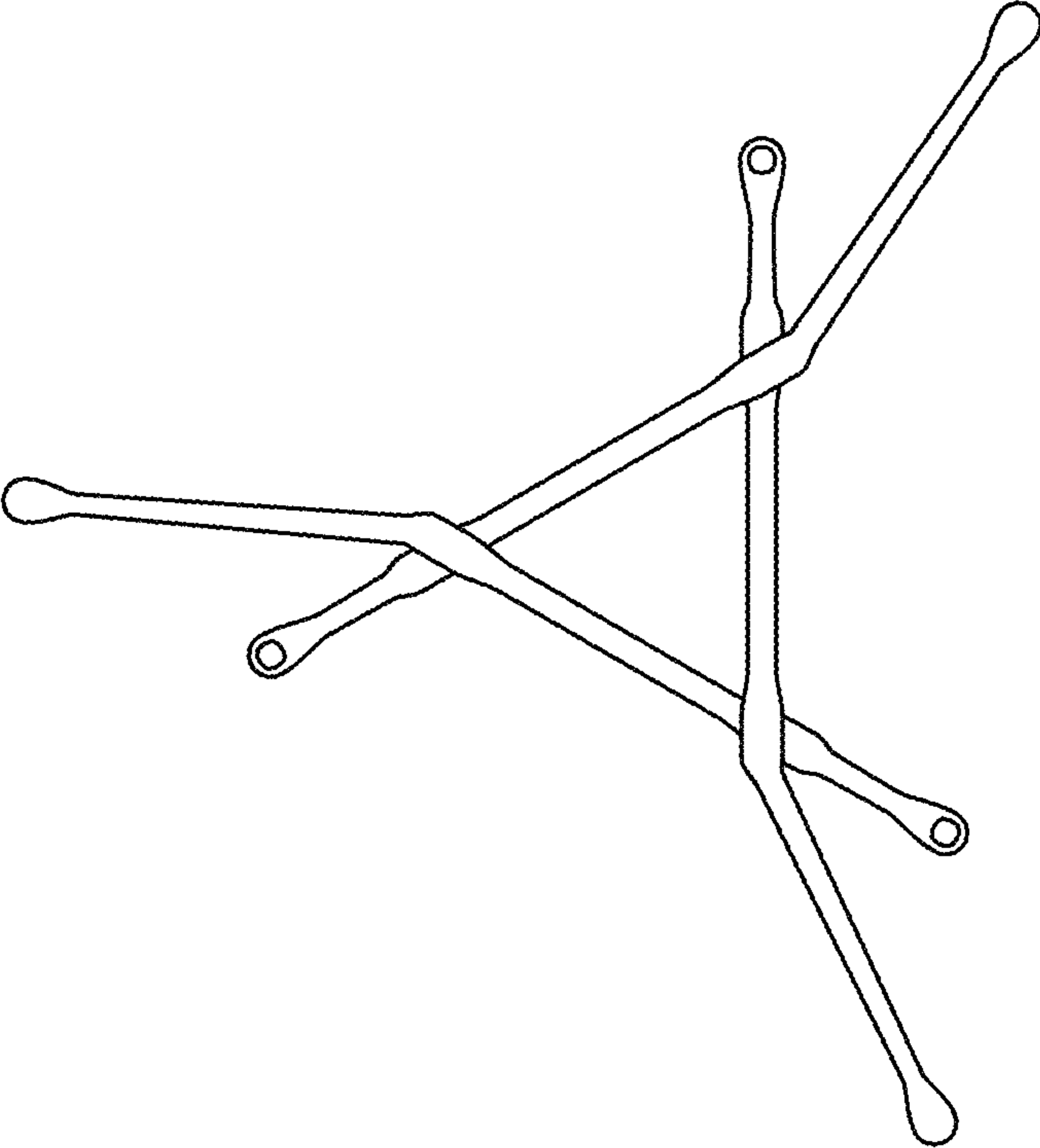


FIG. 4