



US00D810480S

(12) **United States Design Patent**
Polvadore

(10) **Patent No.:** **US D810,480 S**

(45) **Date of Patent:** **** Feb. 20, 2018**

(54) **MODULAR OIL RACK STAND**

(71) Applicant: **Teresa Polvadore**, Arlington, TX (US)

(72) Inventor: **Teresa Polvadore**, Arlington, TX (US)

(**) Term: **15 Years**

(21) Appl. No.: **29/598,067**

(22) Filed: **Mar. 22, 2017**

(51) **LOC (11) Cl.** **06-06**

(52) **U.S. Cl.**
USPC **D6/682.2**

(58) **Field of Classification Search**
USPC D6/672, 678, 678.2, 682, 682.1, 682.2,
D6/682.3, 683.4; D3/304-305, 313-316
CPC A47B 73/00; A47B 81/00; A47F 5/0018;
A47F 5/16; A47F 7/28; A47F 7/283
See application file for complete search history.

(56) **References Cited**

U.S. PATENT DOCUMENTS

2,368,909	A	2/1945	Wright	
2,789,700	A	4/1957	King et al.	
4,025,137	A *	5/1977	Wyler	A47B 45/00 108/93
4,350,253	A	9/1982	Rusteburg	
D283,164	S *	3/1986	Pandya	D19/75
4,608,776	A *	9/1986	Kooy	A01G 5/06 312/116
D296,630	S *	7/1988	Renold	D6/675.3
D304,554	S *	11/1989	Dinerman	D11/147
D336,802	S *	6/1993	Eidsmoe	D19/75
5,570,540	A *	11/1996	Womack	A47G 7/041 211/186
D507,431	S *	7/2005	Goth	D6/675.3
D540,566	S *	4/2007	Scholen	D6/672
D541,082	S *	4/2007	Nomoto	D6/675.3
D555,936	S *	11/2007	King	D6/675.3
7,665,618	B2 *	2/2010	Jay	A47F 1/12 211/59.2

D618,280	S *	6/2010	Siegel	D19/85
D626,764	S *	11/2010	Harris	D6/675.3
D642,582	S *	8/2011	Largy	D14/447
D660,856	S *	5/2012	Josefek	D14/461
D669,528	S *	10/2012	Strain	D19/105
8,292,097	B2 *	10/2012	Goldberg	A47F 7/024 206/560
D673,392	S *	1/2013	Noppe	D6/675.3

(Continued)

Primary Examiner — Kelley Donnelly

(74) *Attorney, Agent, or Firm* — Law Office of Jeff Williams; J. Oliver Williams

(57) **CLAIM**

The ornamental design for a modular oil rack stand, as shown and described.

DESCRIPTION

FIG. 1 is an oblique view of a modular oil rack stand according to the present application.

FIG. 2 is a front view of the modular oil rack stand of FIG. 1.

FIG. 3 is a rear view of the modular oil rack stand of FIG. 1.

FIG. 4 is a right view of the modular oil rack stand of FIG. 1.

FIG. 5 is a left view of the modular oil rack stand of FIG. 1.

FIG. 6 is a top view of the modular oil rack stand of FIG. 1.

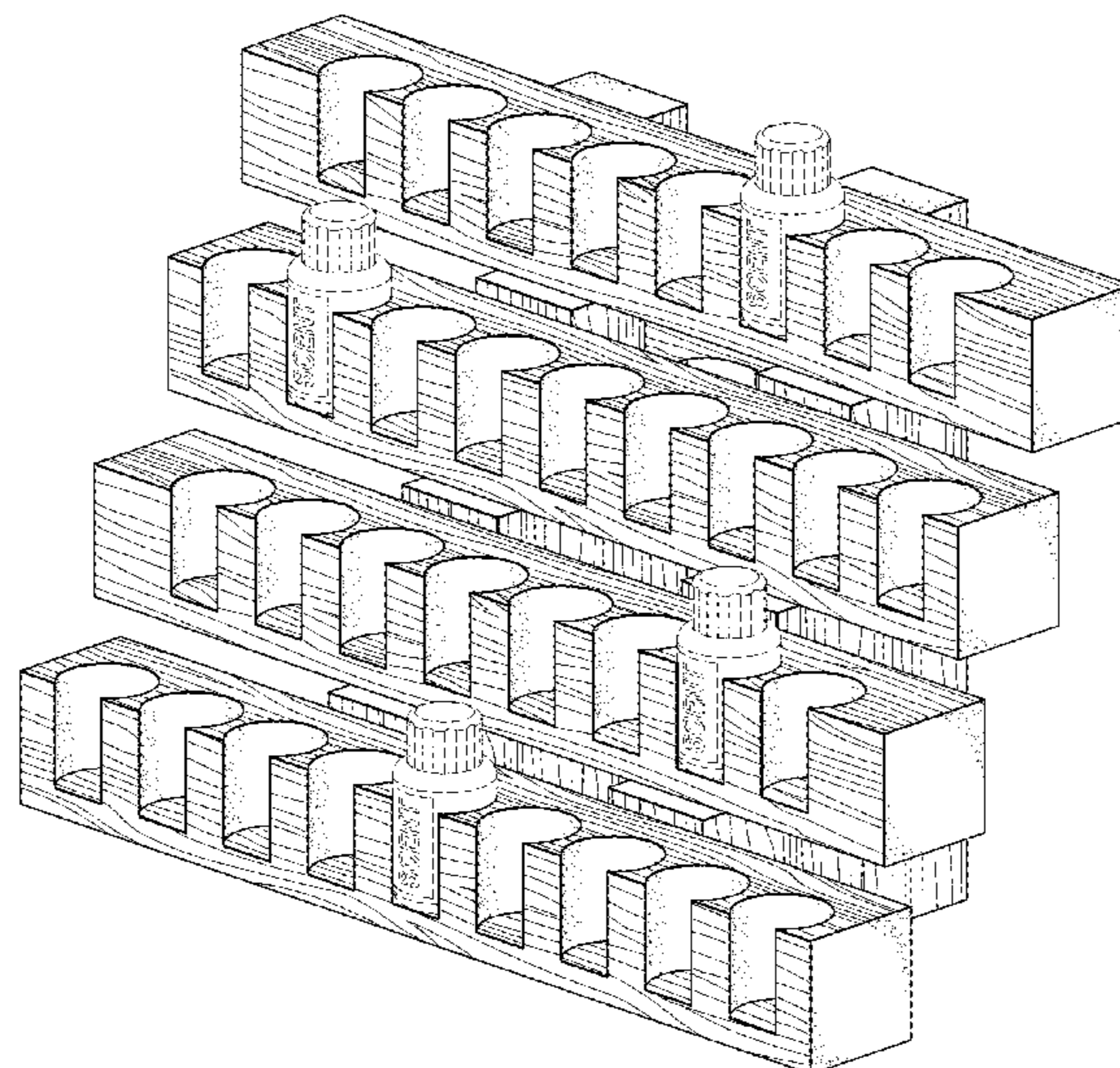
FIG. 7 is a bottom view of the modular oil rack stand of FIG. 1.

FIG. 8 is an exploded front perspective view of the modular oil rack stand of FIG. 1; and,

FIG. 9 is an exploded rear perspective view of the modular oil rack stand of FIG. 1.

The broken lines are included for the purpose of illustrating environmental structure and form no part of the claimed design.

1 Claim, 8 Drawing Sheets



(56)

References Cited

U.S. PATENT DOCUMENTS

D676,685	S	*	2/2013	Dobelbower	D6/680.1
D680,353	S	*	4/2013	Hawkins	D6/682.4
D720,951	S	*	1/2015	Hawkins	D6/682.2
D801,089	S	*	10/2017	Greenwood	D6/675.3
2006/0043038	A1	*	3/2006	Wetzel	A47F 7/0078
						211/88.03
2017/0323162	A1	*	11/2017	Jones	A47F 5/0043

* cited by examiner

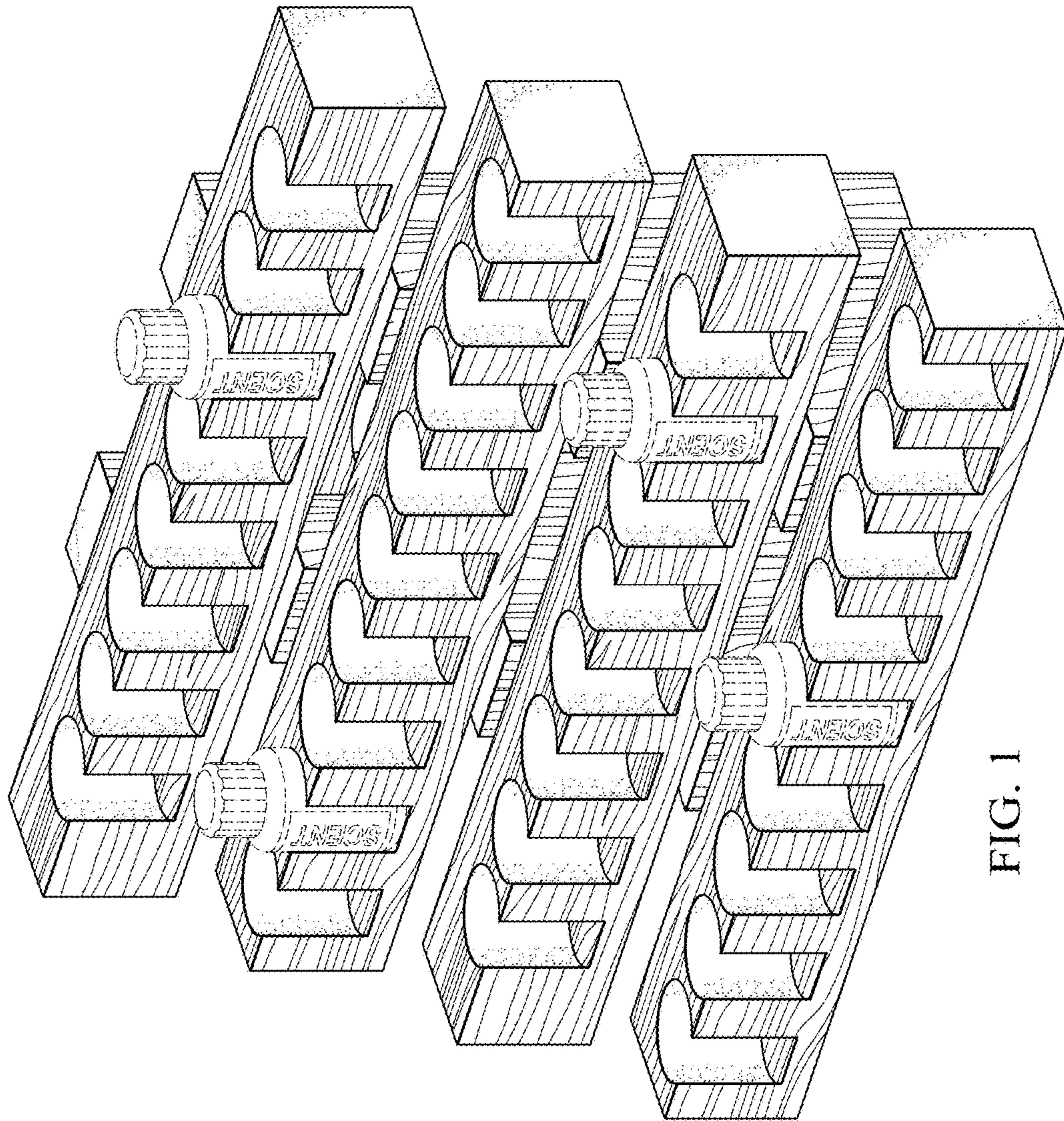


FIG. 1




FIG. 2




FIG. 3

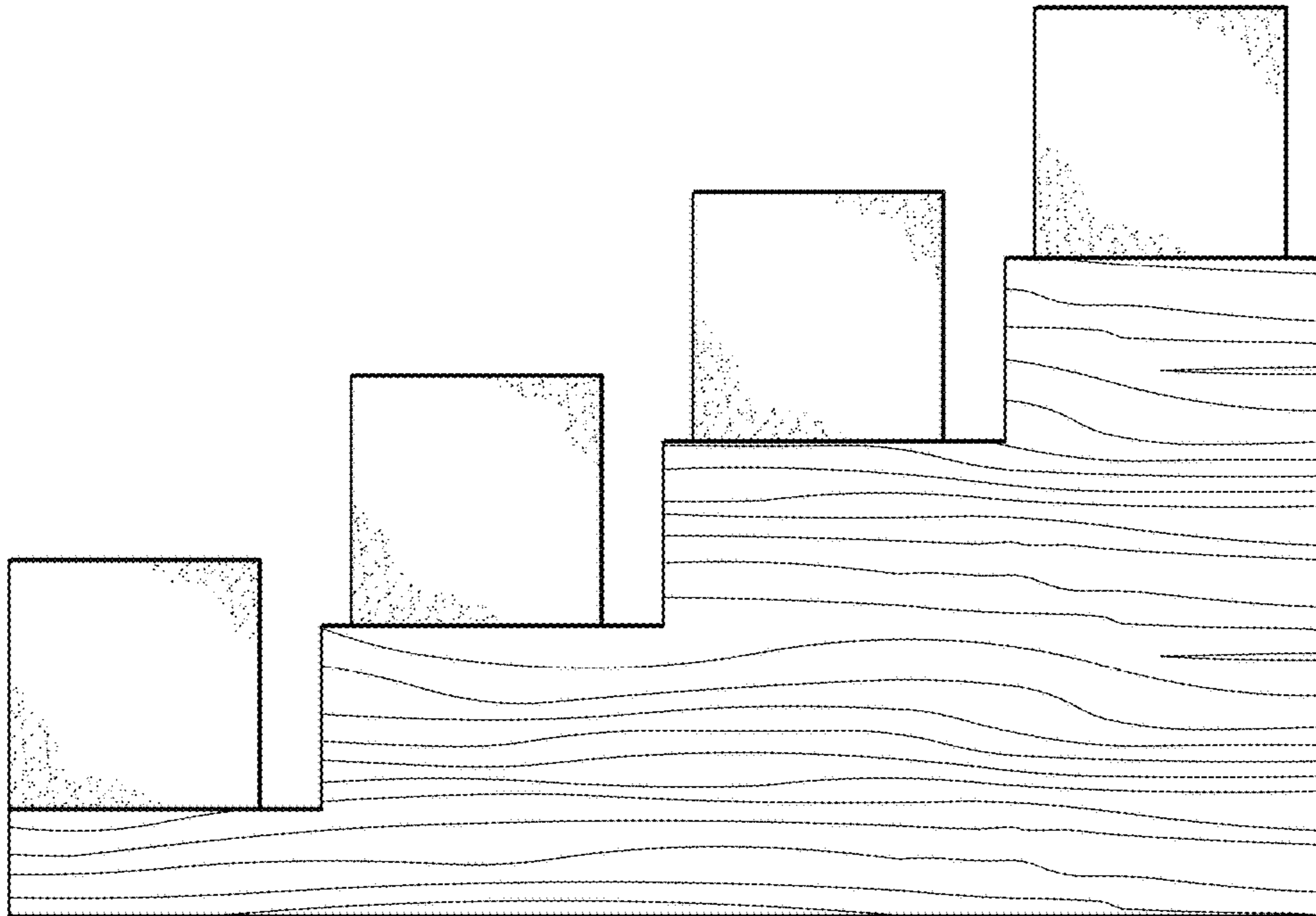


FIG. 5

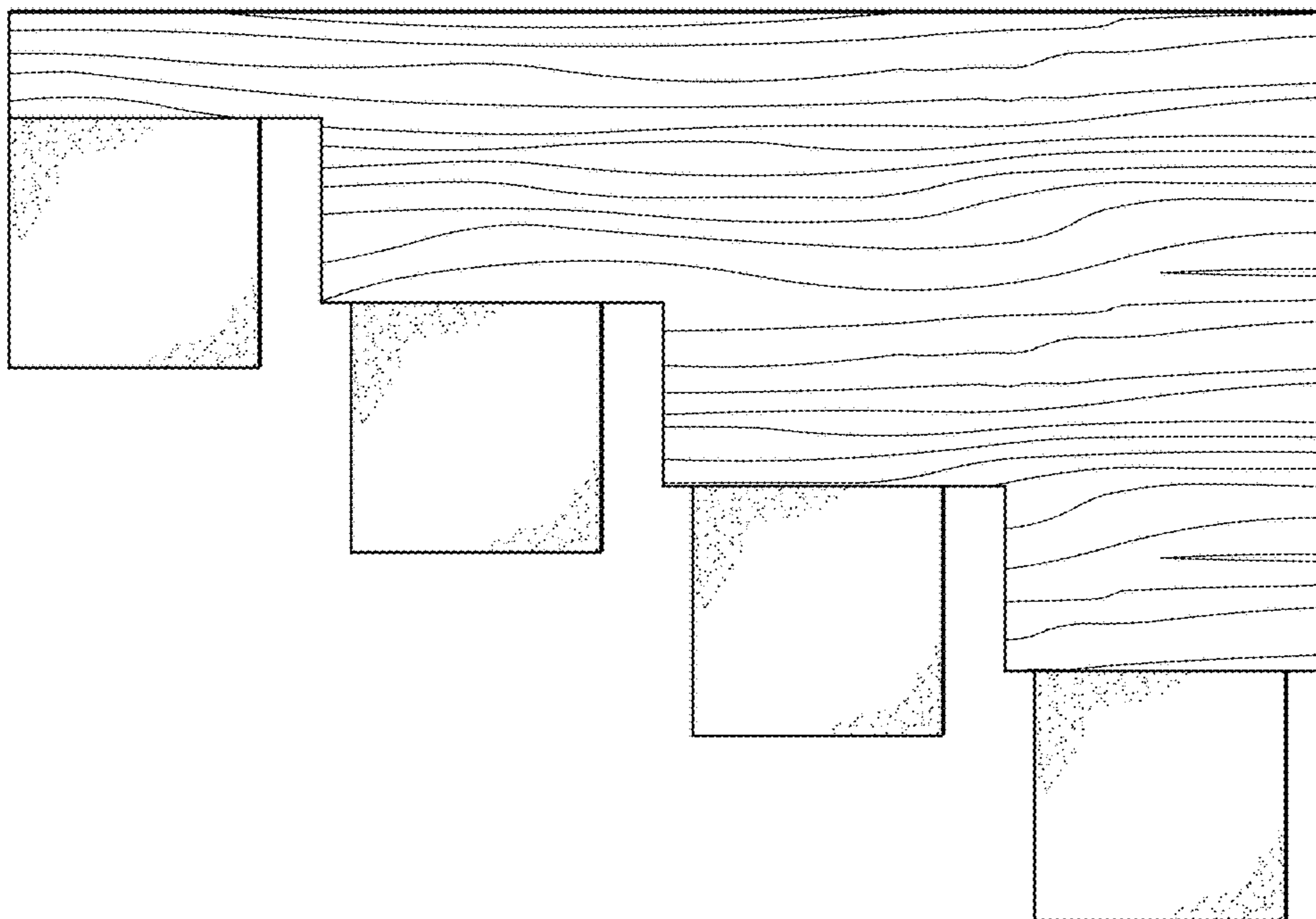


FIG. 4




FIG. 6

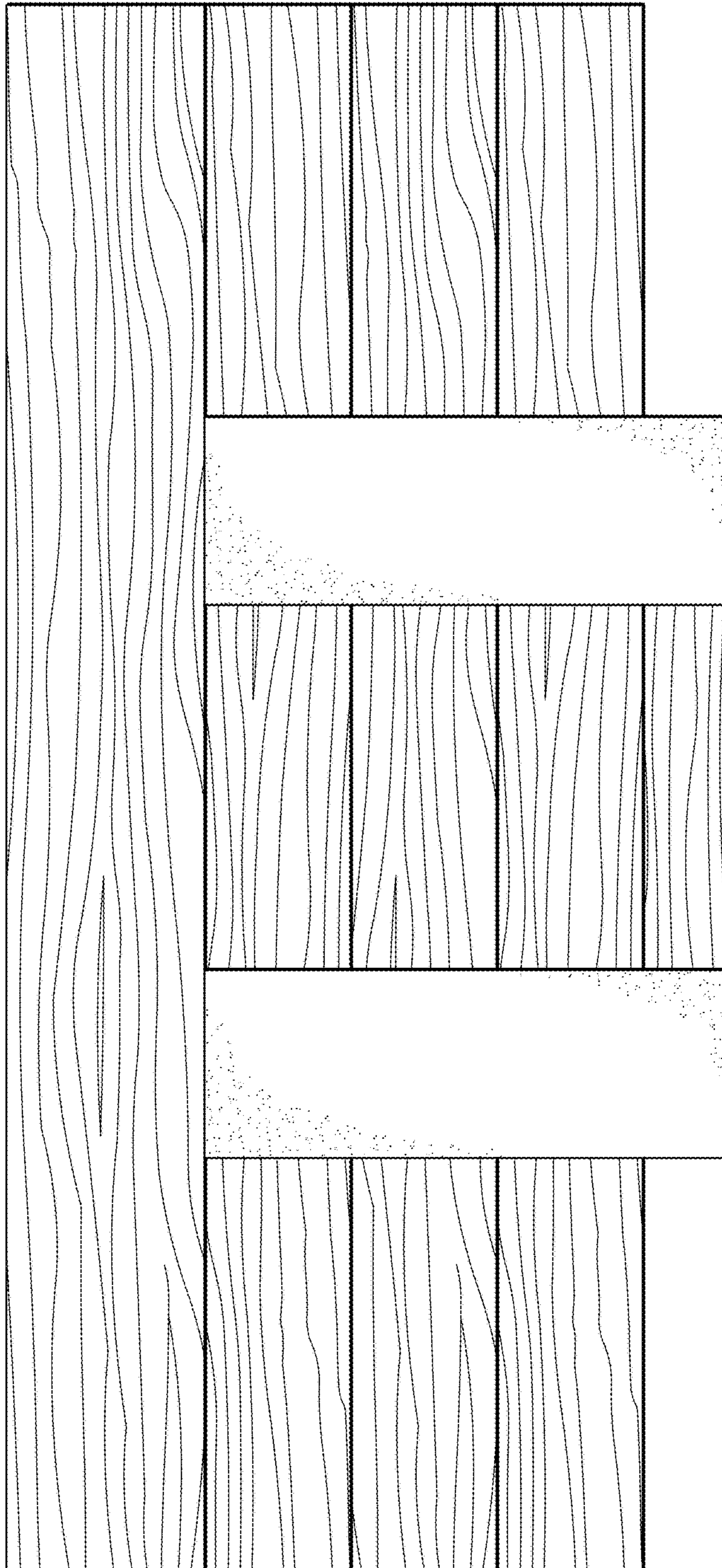


FIG. 7

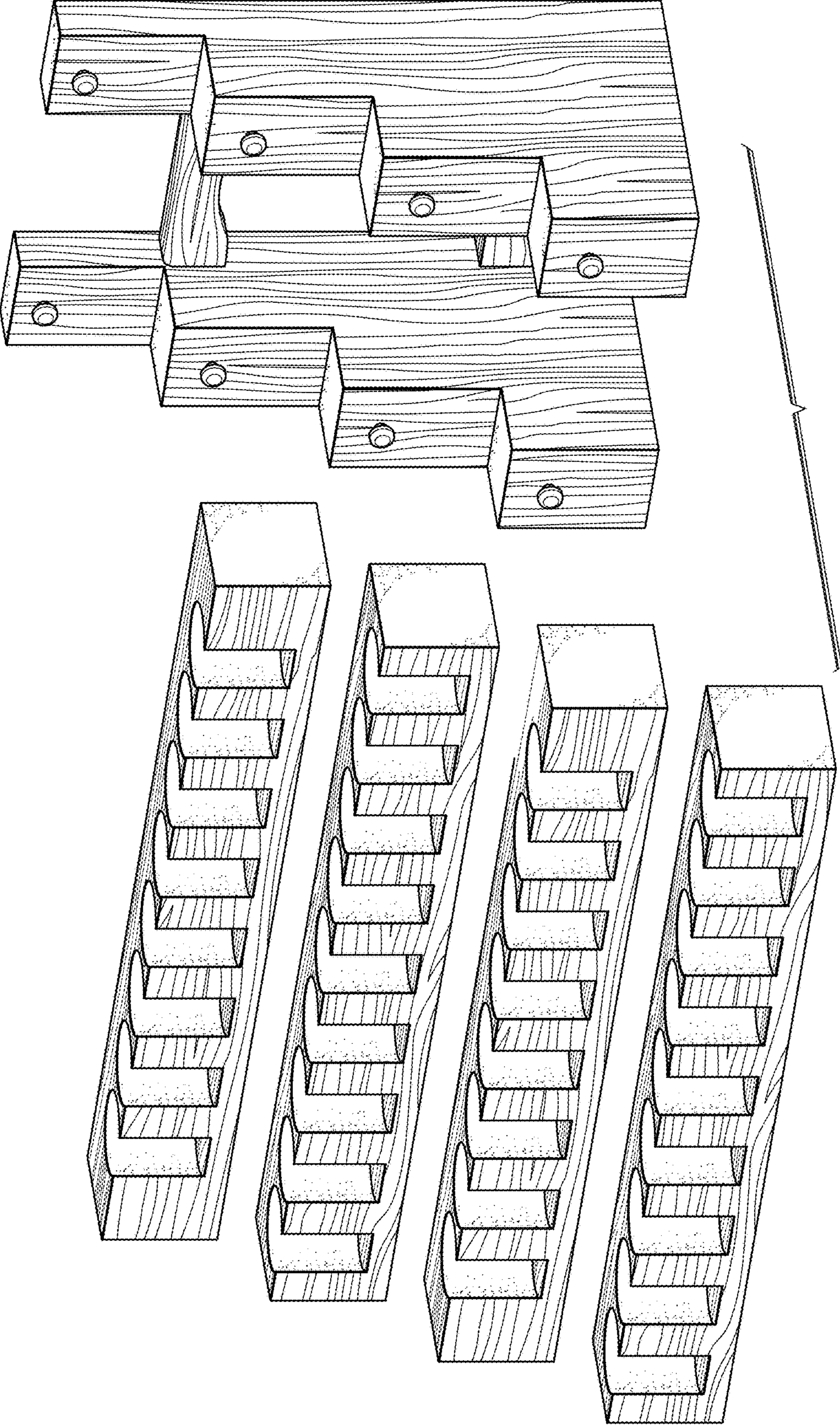


FIG. 8

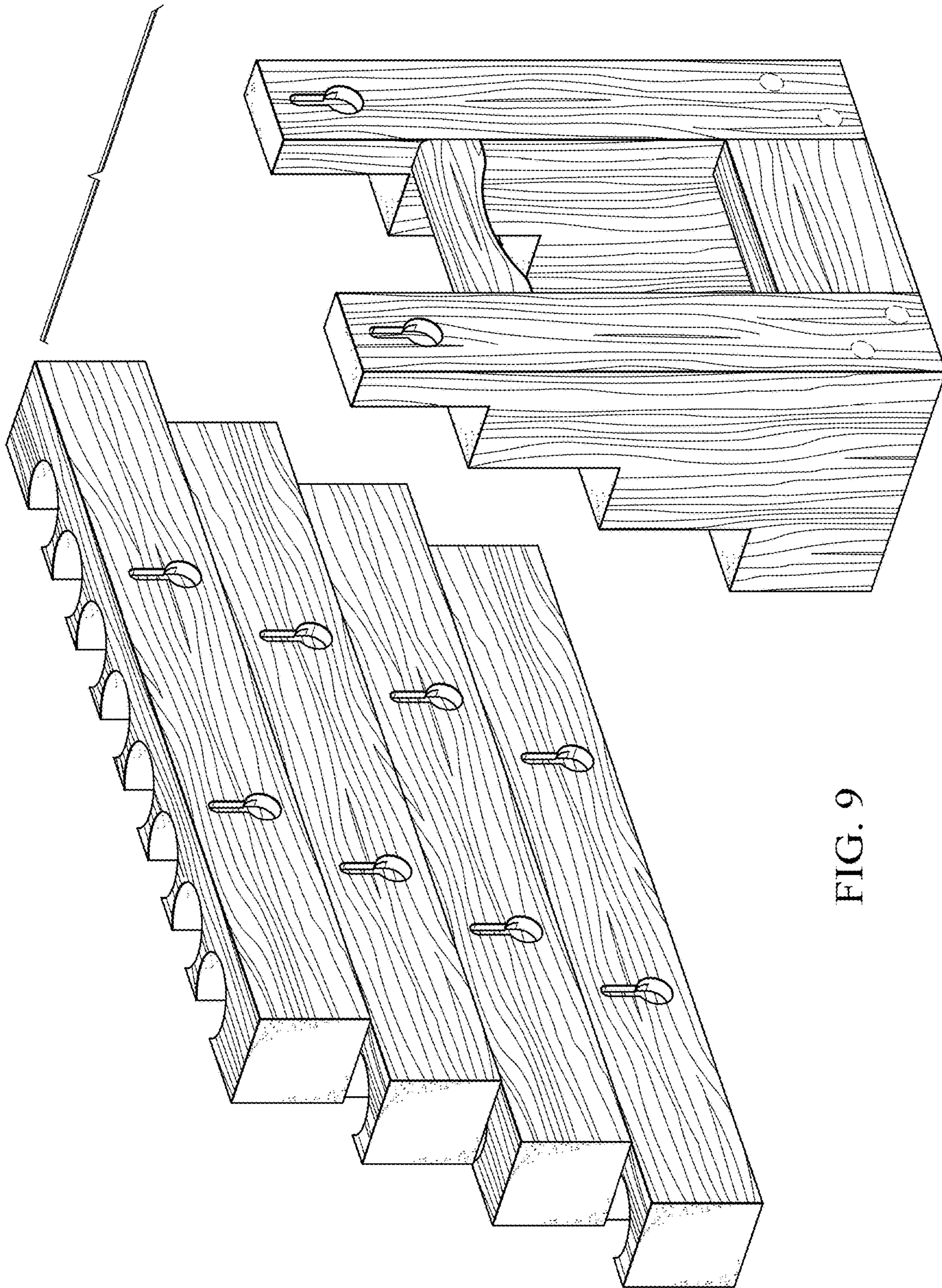


FIG. 9