

US00D810471S

(12) **United States Design Patent**  
**Wightman**

(10) **Patent No.:** **US D810,471 S**

(45) **Date of Patent:** **\*\* \*Feb. 20, 2018**

(54) **MATTRESS**

(71) Applicant: **SERTA, INC.**, Hoffman Estates, IL  
(US)

(72) Inventor: **Leona Wightman**, Huntley, IL (US)

(73) Assignee: **SERTA, INC.**, Hoffman Estates, IL  
(US)

(\*) Notice: This patent is subject to a terminal disclaimer.

(\*\*) Term: **15 Years**

(21) Appl. No.: **29/537,097**

(22) Filed: **Aug. 21, 2015**

**Related U.S. Application Data**

(63) Continuation-in-part of application No. 29/472,838,  
filed on Nov. 15, 2013, now Pat. No. Des. 737,076.

(51) **LOC (11) Cl.** ..... **06-99**

(52) **U.S. Cl.**  
USPC ..... **D6/606**

(58) **Field of Classification Search**  
USPC ..... D6/305, 382, 383, 391, 393, 394, 395,  
D6/406.6, 595, 596, 601, 602, 603, 604,  
D6/605, 606, 607, 622  
CPC ..... A47C 27/04; A47C 27/045; A47C 27/06;  
A47C 27/053; A47C 27/056  
See application file for complete search history.

(56) **References Cited**

**U.S. PATENT DOCUMENTS**

1,823,669 A \* 9/1931 Suekoff ..... A47C 27/04  
5/717

1,935,275 A 11/1933 Oerlebeck  
2,191,963 A 2/1940 London

(Continued)

**OTHER PUBLICATIONS**

Kast, "Therapedic International Expands Buoyancy Collection With Top-End Model", magazine, Fall 2013, p. 29.

*Primary Examiner* — Eric Goodman

*Assistant Examiner* — Bao-Yen Nguyen

(74) *Attorney, Agent, or Firm* — Cantor Colburn LLP

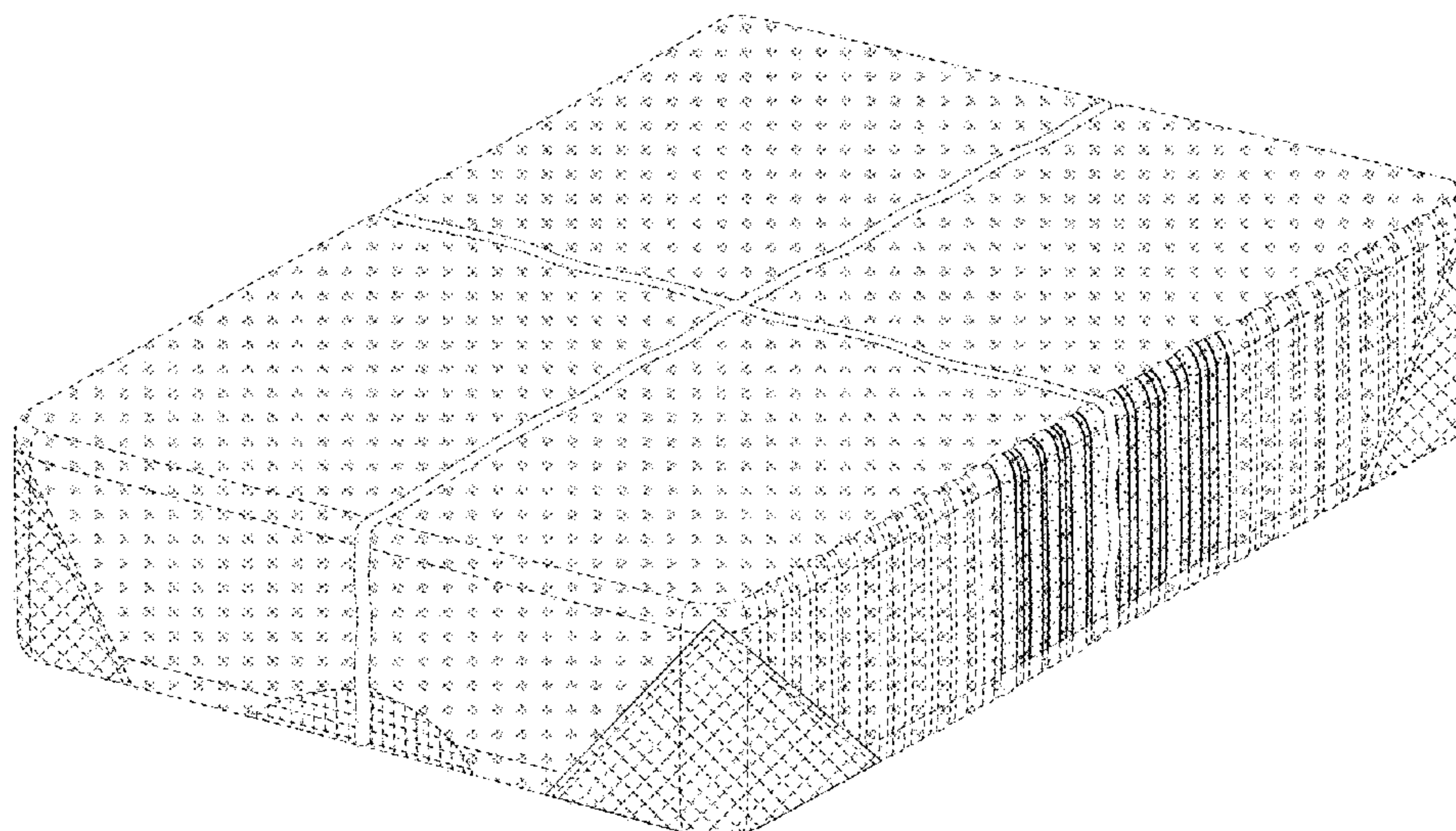
(57) **CLAIM**

The ornamental design for a mattress, as shown and described.

**DESCRIPTION**

FIG. 1 is an isometric view of a top, front, and right side of an ornamental design for a mattress;  
FIG. 2 is a front elevational view of the mattress of FIG. 1;  
FIG. 3 is a rear elevational view of the mattress of FIG. 1;  
FIG. 4 is a right side elevational view of the mattress of FIG. 1;  
FIG. 5 is a left side elevational view of the mattress of FIG. 1;  
FIG. 6 is top plan view of the mattress of FIG. 1; and,  
FIG. 7 is a bottom plan view of the mattress of FIG. 1.  
It is understood that the dashed clover-like surface pattern and the vertical dash-dash-dash-dash broken lines on the sides of the mattress represent a pattern on the surface of the mattress that forms no part of the claimed design. Further, the remaining dash-dash-dash-dash broken lines represent environmental structure that forms no part of the claimed design. The dash-dot-dash-dot broken lines depict a mattress with a symbolic break in its length and width and forms no part of the claimed design. The appearance of any portion of the article between the symbolic break lines forms no part of the claimed design. Further, the dotted pattern bounded by the solid and dashed lines on the sides of the mattress in FIGS. 1 and 4-6, and the crosshatching on the sides, top, and bottom of the mattress in FIGS. 1-7 depict portions of the mattress and form no part of the claimed design.

**1 Claim, 5 Drawing Sheets**



(56)

**References Cited**

## U.S. PATENT DOCUMENTS

5,029,353 A \* 7/1991 Kimball ..... A47G 9/0246  
5/497  
6,594,836 B1 \* 7/2003 Everson ..... A47G 9/0246  
5/485  
D633,322 S \* 3/2011 Morrison ..... D6/605  
D640,082 S \* 6/2011 Morrison ..... D6/605  
D649,385 S 11/2011 Freese et al.  
D649,386 S 11/2011 Freese et al.  
D651,443 S \* 1/2012 Wightman ..... D6/605  
D669,726 S \* 10/2012 Wightman ..... D6/605  
D670,126 S \* 11/2012 Price ..... D6/605  
D674,229 S \* 1/2013 Roberts ..... D6/605  
D677,965 S \* 3/2013 Tjoflat ..... D6/605  
D679,931 S \* 4/2013 Itzkovitz ..... D6/605  
D680,358 S \* 4/2013 Tjoflat ..... D6/605  
D688,491 S \* 8/2013 Wightman ..... D6/606  
D690,134 S 9/2013 Nielsen et al.  
D690,962 S 10/2013 Danileson  
D693,143 S 11/2013 Nielsen et al.  
D693,604 S 11/2013 Asklof  
D696,048 S \* 12/2013 Morrison ..... D6/605  
D696,530 S \* 12/2013 Bradford ..... D6/605  
D707,469 S \* 6/2014 Wightman ..... D6/606  
8,800,082 B2 8/2014 Kluff et al.  
2007/0283497 A1 \* 12/2007 McCain ..... A47C 27/005  
5/691

\* cited by examiner



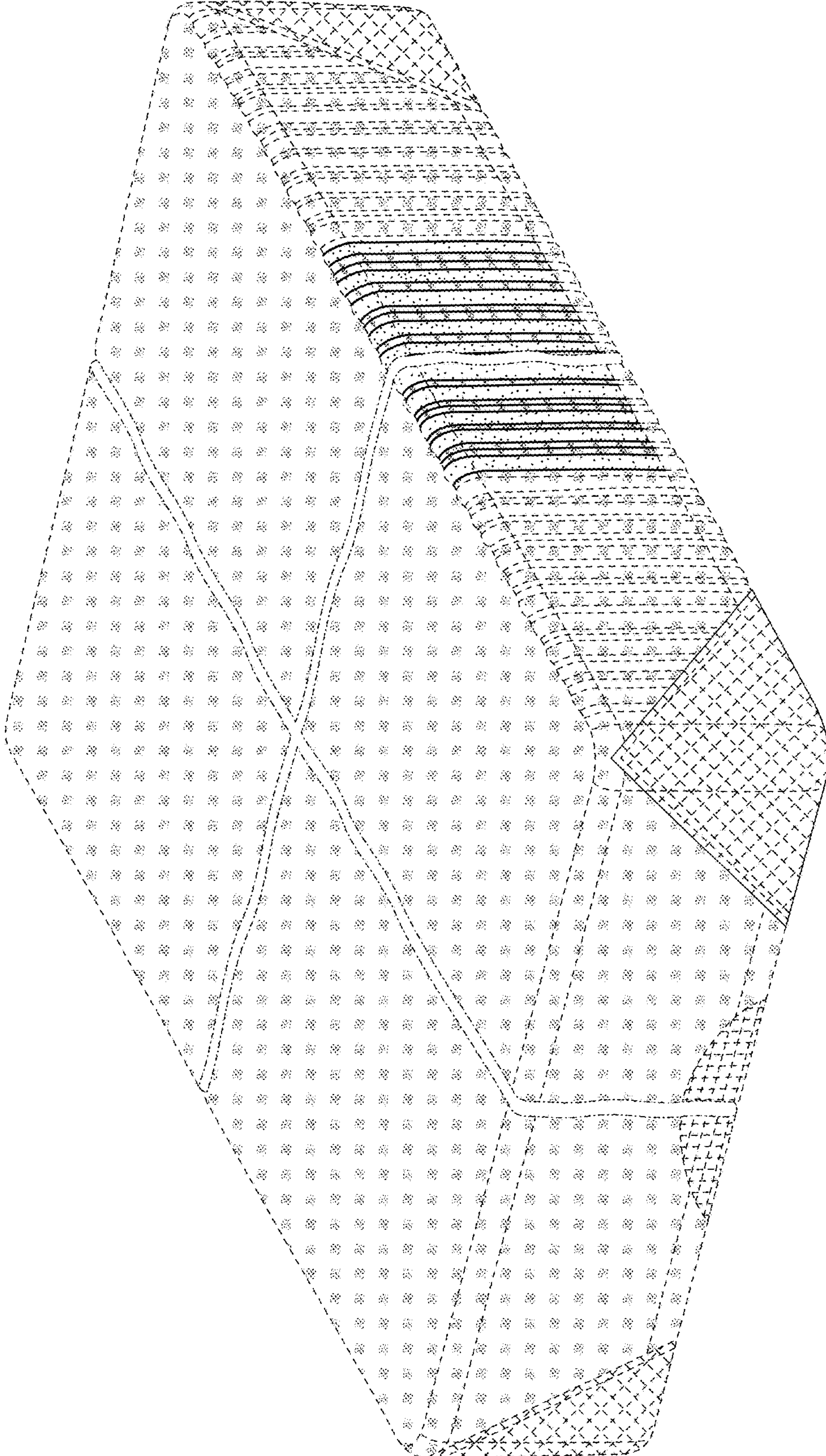


FIG. 1

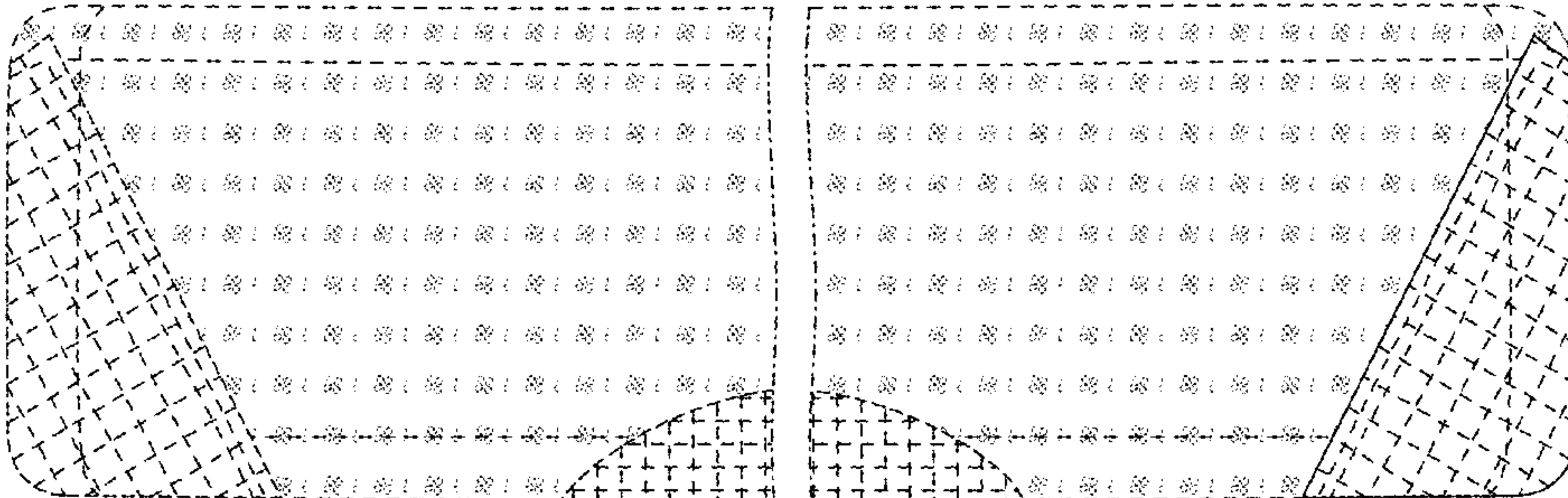


FIG. 2

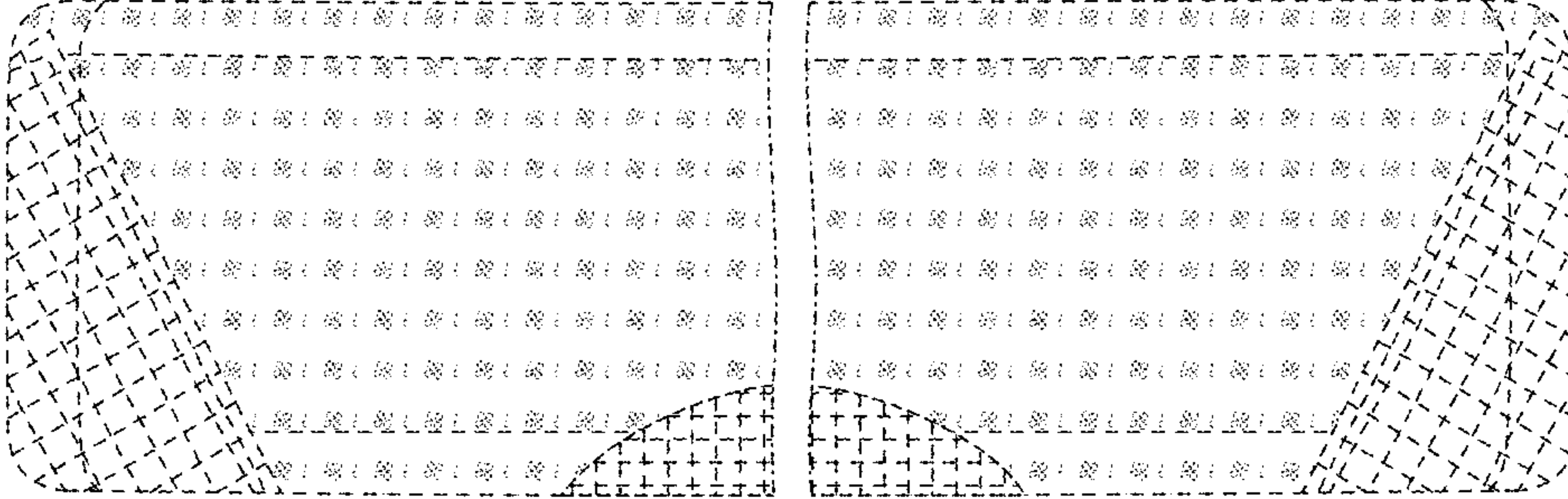


FIG. 3






FIG. 4

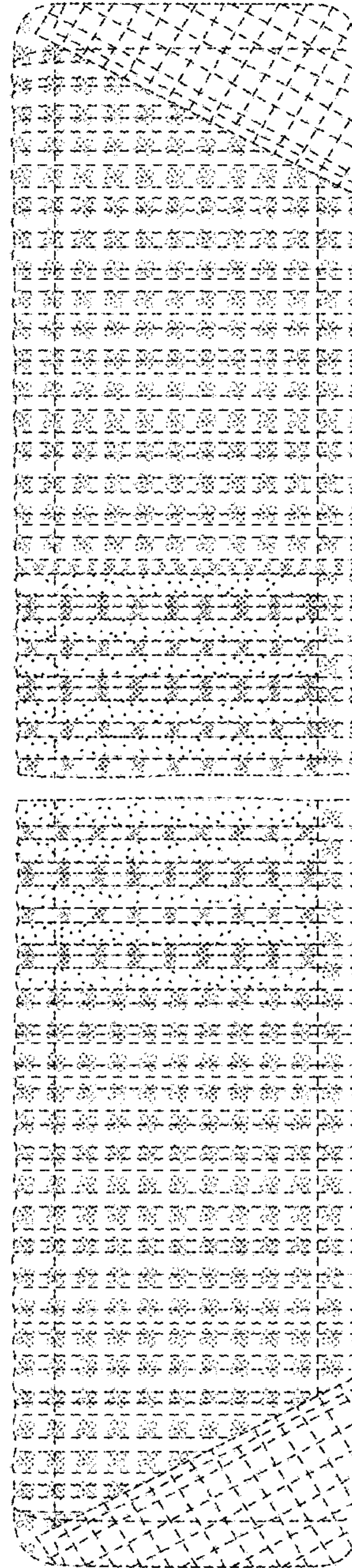


FIG. 5




FIG. 6






FIG. 7