



US00D810468S

(12) **United States Design Patent**  
**Lu**

(10) **Patent No.: US D810,468 S**

(45) **Date of Patent: \*\* Feb. 20, 2018**

(54) **ANTI-FATIGUE MAT**

(71) Applicant: **Xiamen Sheep Anti-Fatigue Mat Co., Ltd.**, Xiamen (CN)

(72) Inventor: **Xiangyang Lu**, Xiamen (CN)

(73) Assignee: **XIAMEN SHEEP ANTI-FATIGUE MAT CO., LTD.**, Xiamen (CN)

(\*\*) Term: **15 Years**

(21) Appl. No.: **29/591,636**

(22) Filed: **Jan. 23, 2017**

(51) **LOC (11) Cl.** ..... **06-11**

(52) **U.S. Cl.**  
USPC ..... **D6/592; D6/582**

(58) **Field of Classification Search**  
USPC ..... D6/582-588, 592, 601; D7/637;  
D21/662, 671, 687, 726, 792; D23/261;  
D24/212; D32/56, 57  
CPC ..... A47G 27/02; A47G 27/0212; A47G  
27/0218; A47G 27/0225; A47G 27/0231;  
A47G 27/0237; A47G 9/062; A47K  
7/026; A47L 23/263; A47L 23/266; A61H  
2205/12; A63B 21/4037; A63B 21/4039;  
A63B 6/00; A63D 15/105; G09B 19/0015  
See application file for complete search history.

(56) **References Cited**

**U.S. PATENT DOCUMENTS**

2,820,454 A \* 1/1958 Wright ..... A61H 7/001  
482/79  
4,421,110 A \* 12/1983 DeLisle ..... A61H 7/001  
601/134  
4,715,743 A \* 12/1987 Schmanski ..... A61H 3/066  
116/205  
D367,199 S \* 2/1996 Graebe ..... D6/596  
D371,267 S \* 7/1996 Ivy ..... 5/653

D543,765 S \* 6/2007 Allen ..... D6/582  
D560,945 S \* 2/2008 Holmes ..... D6/582  
D723,303 S \* 3/2015 Malik ..... D6/601  
2009/0139017 A1 \* 6/2009 Anderson ..... A47G 27/0225  
4/251.1  
2012/0028764 A1 \* 2/2012 Miller ..... A63B 21/00189  
482/44  
2013/0269112 A1 \* 10/2013 Legare ..... A47G 9/062  
5/648  
2015/0342424 A1 \* 12/2015 Dong ..... A47K 17/00  
15/160  
2016/0174745 A1 \* 6/2016 Feeley ..... A47G 27/0231  
428/80

**OTHER PUBLICATIONS**

Ergohead Standing Desk Mat . Jan. 19, 2017 <<https://www.amazon.com/dp/B01MUCCYW2/>>. Accessed on Nov. 9, 2017.\*

(Continued)

*Primary Examiner* — Celia Murphy  
*Assistant Examiner* — Clare Ann Gannon  
(74) *Attorney, Agent, or Firm* — Gokalp Bayramoglu


(57) **CLAIM**

The ornamental design for an anti-fatigue mat, as shown and described.

**DESCRIPTION**

FIG. 1 is a perspective view of the anti-fatigue mat showing my new design;  
FIG. 2 is a top plan view thereof.  
FIG. 3 is a bottom plan view thereof.  
FIG. 4 is a front elevational view thereof.  
FIG. 5 is a rear elevational view thereof; and,  
FIG. 6 is a left side view thereof, the right side being a mirror image.  
The broken lines shown in FIG. 3 depict portions of the anti-fatigue mat that form no part of the claimed design.

**1 Claim, 6 Drawing Sheets**



(56)

**References Cited**

OTHER PUBLICATIONS

TerraMat Standing Desk Mat Standing Fidget Mat by CubeFit. Nov. 14, 2016. <<https://www.amazon.com/TerraMat-Standing-Desk-Mat-Workstations/dp/B01N0DGA00/>>. Accessed on Nov. 9, 2017.\*

\* cited by examiner

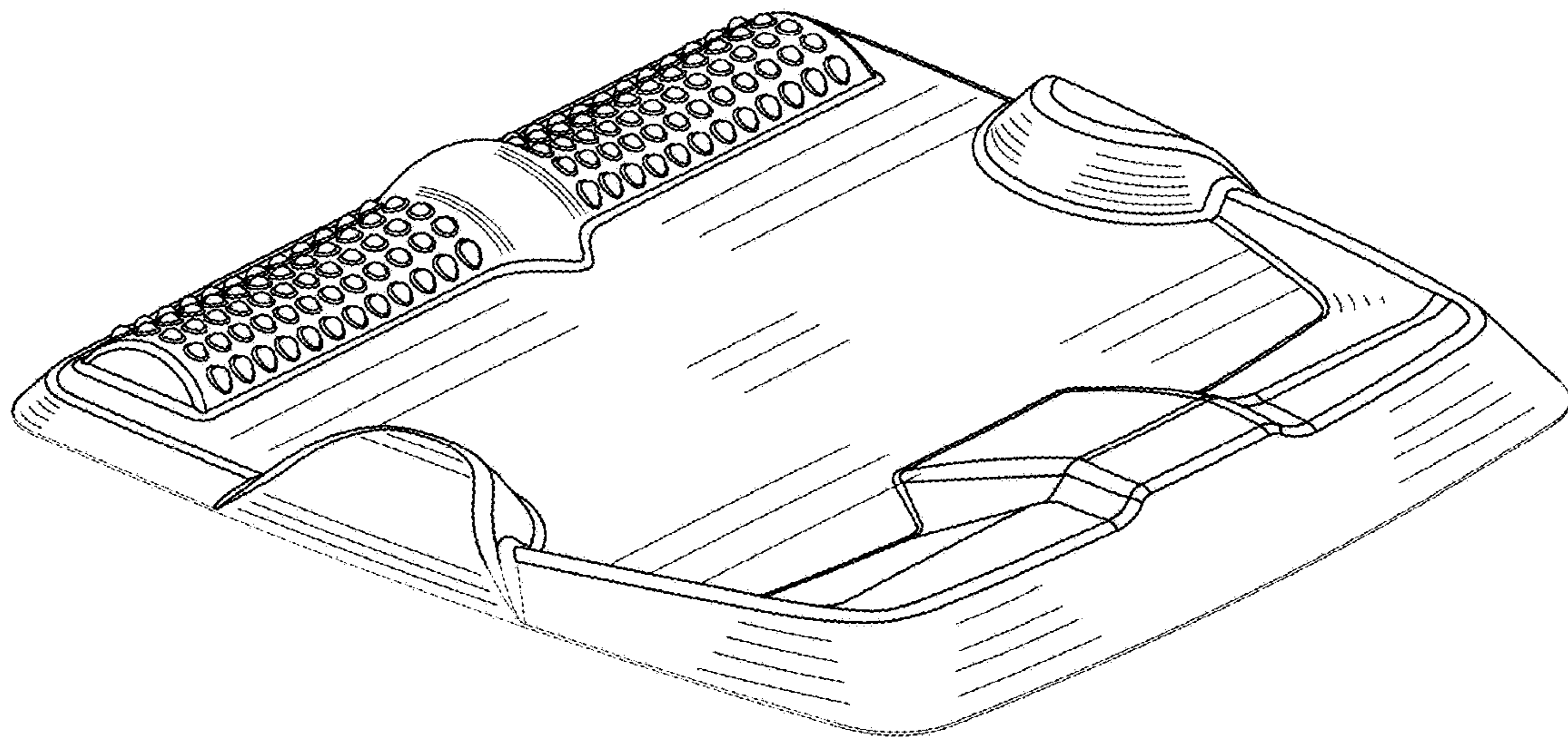


Fig. 1

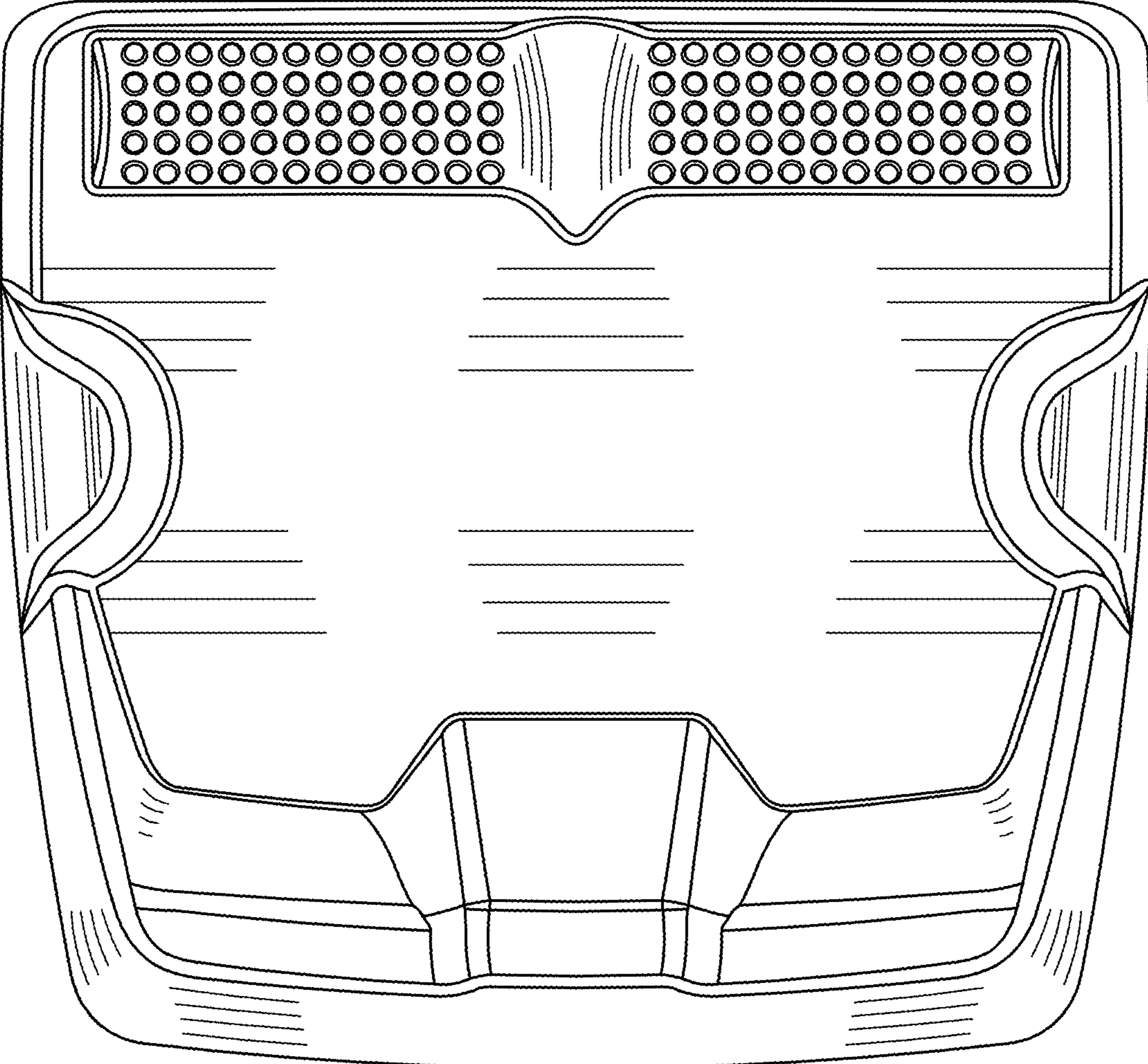


Fig. 2

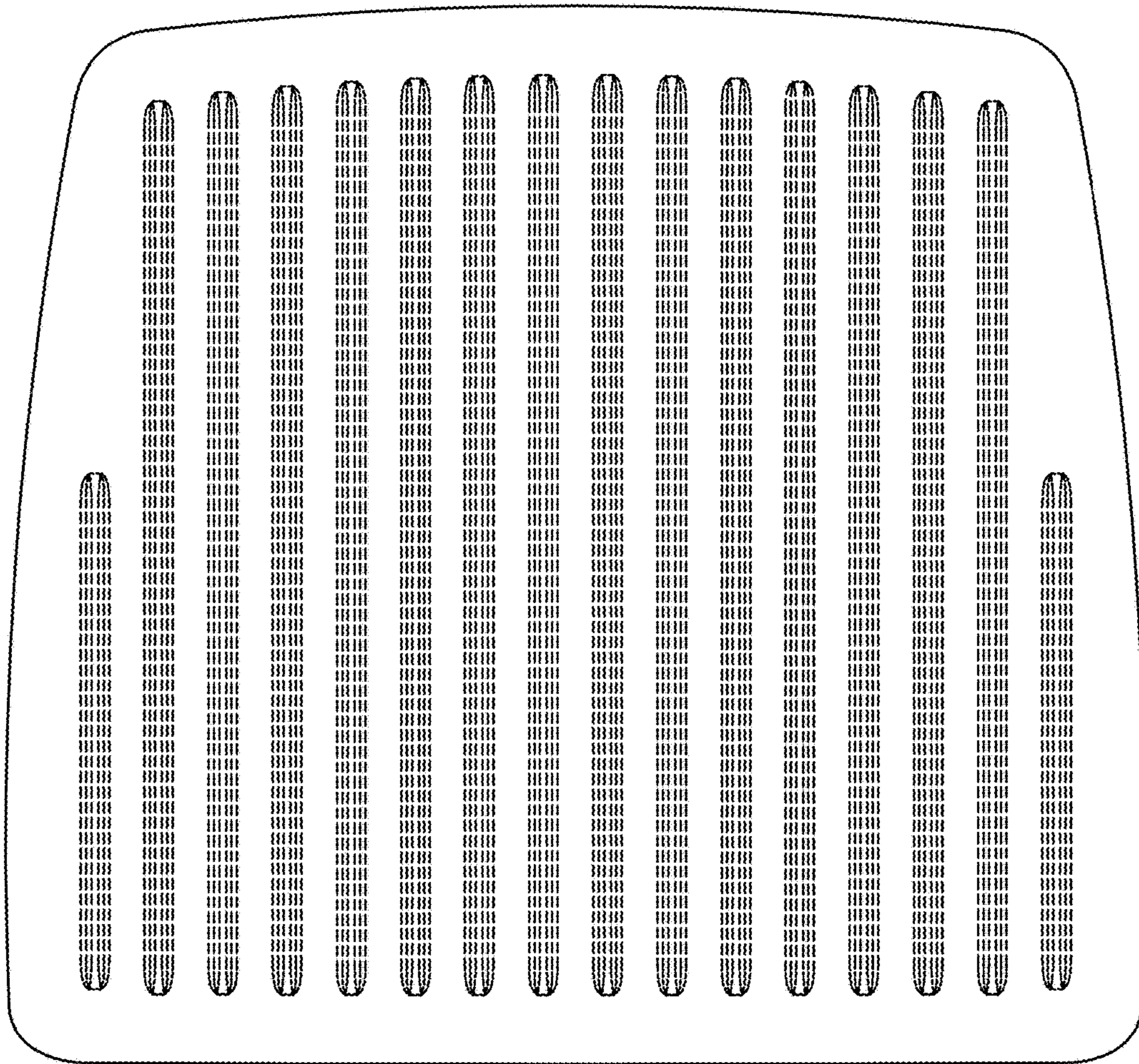


Fig. 3

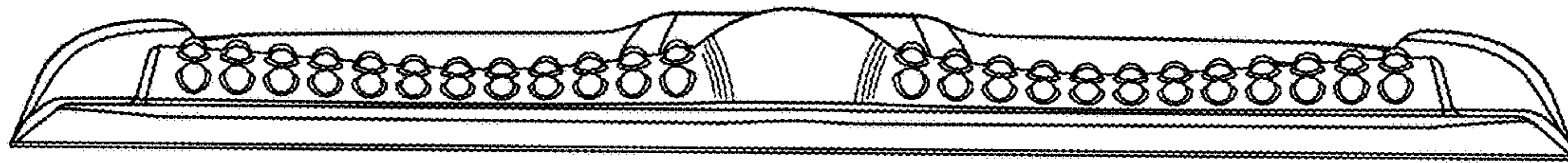


Fig. 4



Fig. 5



Fig. 6