



US00D810467S

(12) **United States Design Patent** (10) **Patent No.:** **US D810,467 S**  
**Lu** (45) **Date of Patent:** **\*\* Feb. 20, 2018**

(54) **ANTI-FATIGUE MAT**  
(71) Applicant: **Xiamen Sheep Anti-Fatigue Mat Co., Ltd.**, Xiamen (CN)  
(72) Inventor: **Xiangyang Lu**, Xiamen (CN)  
(73) Assignee: **XIAMEN SHEEP ANTI-FATIGUE MAT CO., LTD.**, Xiamen (CN)

D708,454 S \* 7/2014 Chen ..... D6/601  
D787,859 S \* 5/2017 Goddard ..... D6/601  
2003/0232554 A1\* 12/2003 Blum ..... A47L 23/22  
442/76  
2012/0028764 A1\* 2/2012 Miller ..... A63B 21/00189  
482/44  
2016/0174745 A1\* 6/2016 Feeley ..... A47G 27/0231  
428/80  
2016/0255977 A1\* 9/2016 Burkhalter ..... A47G 27/0231

(\*\*) Term: **15 Years**  
(21) Appl. No.: **29/591,635**  
(22) Filed: **Jan. 23, 2017**  
(51) **LOC (11) Cl.** ..... **06-11**  
(52) **U.S. Cl.**  
USPC ..... **D6/592**  
(58) **Field of Classification Search**  
USPC ..... D6/582-588, 592, 601; D7/637;  
D21/662, 671, 687, 726, 792; D23/261;  
D24/212; D32/56, 57  
CPC ..... A47G 27/02; A47G 27/0212; A47G  
27/0218; A47G 27/0225; A47G 27/0231;  
A47G 27/0237; A47G 9/062; A47K  
7/026; A47L 23/263; A47L 23/266; A61H  
2205/12; A63B 21/4037; A63B 21/4039;  
A63B 6/00; A63D 15/105; G09B 19/0015  
See application file for complete search history.

**OTHER PUBLICATIONS**

Licloud Standing Desk Mat—Ergonomic Anti-Fatigue Comfort Floor Mat. Jul. 31, 2017. <<https://www.amazon.com/Licloud-Standing-Ergonomic-Anti-Fatigue-Workstation>>. accessed on Nov. 9, 2017.\*  
EazeeMats Standing Desk Mat . Feb. 20, 2017. <<https://www.amazon.com/dp/B06WVPGMZZ>>. accessed on Nov. 9, 2017.\*

\* cited by examiner

*Primary Examiner* — Celia Murphy  
*Assistant Examiner* — Clare Ann Gannon  
(74) *Attorney, Agent, or Firm* — Gokalp Bayramoglu

(57) **CLAIM**

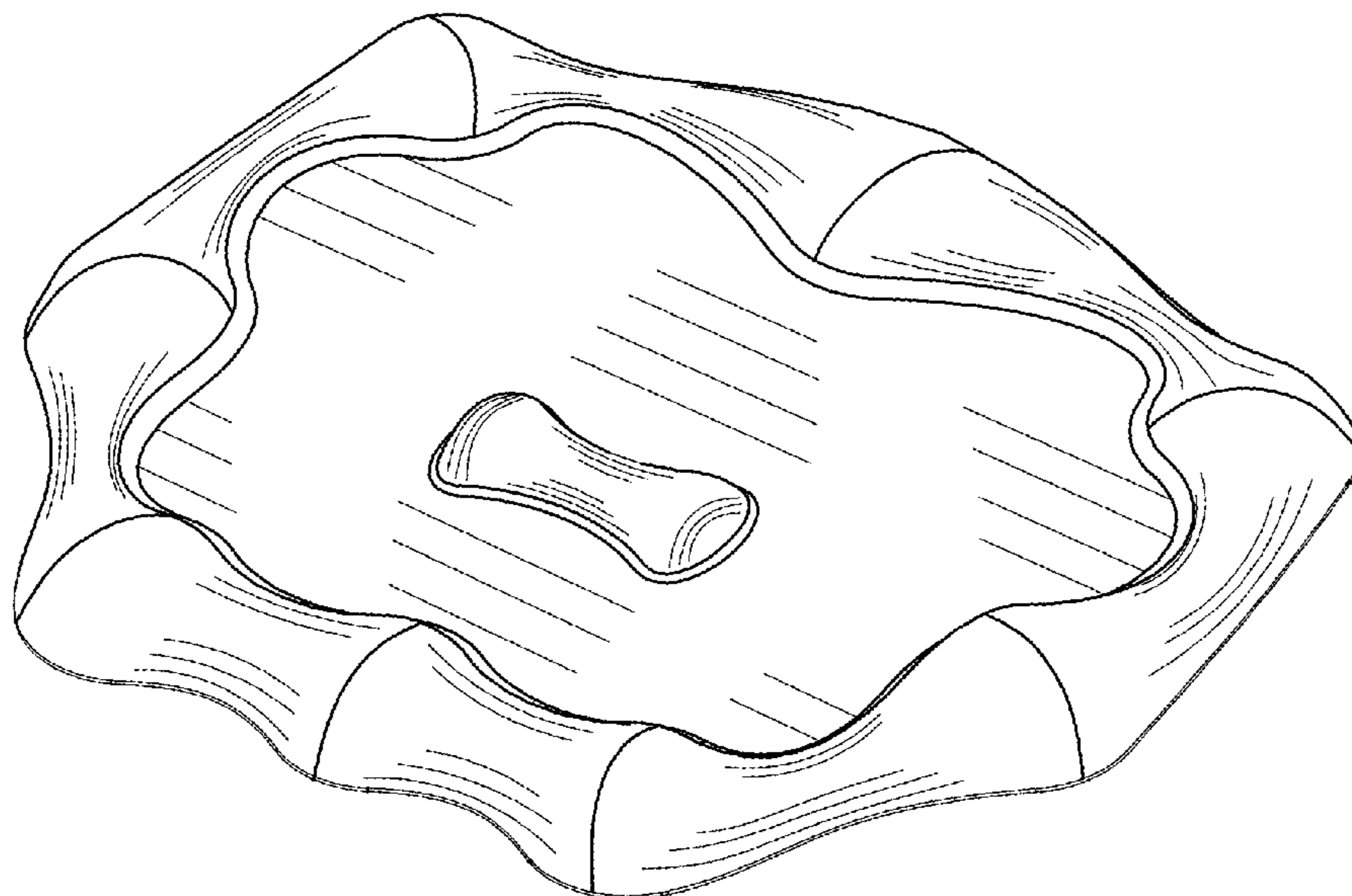
The ornamental design for an anti-fatigue mat, as shown and described.

**DESCRIPTION**

FIG. 1 is a perspective view of an anti-fatigue mat showing my new design;  
FIG. 2 is a top plan view thereof.  
FIG. 3 is a bottom plan view thereof.  
FIG. 4 is a front elevational view thereof.  
FIG. 5 is a rear elevational view thereof; and,  
FIG. 6 is a left side view thereof.  
The broken lines shown in FIG. 3 depict portions of the anti-fatigue mat that form no part of the claimed design.

**1 Claim, 6 Drawing Sheets**

(56) **References Cited**  
U.S. PATENT DOCUMENTS  
5,520,618 A \* 5/1996 Massiet ..... A46B 11/063  
132/74.5  
D376,944 S \* 12/1996 Dunn ..... D6/582  
D413,985 S \* 9/1999 Martin ..... D24/211  
D609,412 S \* 2/2010 Seager ..... D30/161



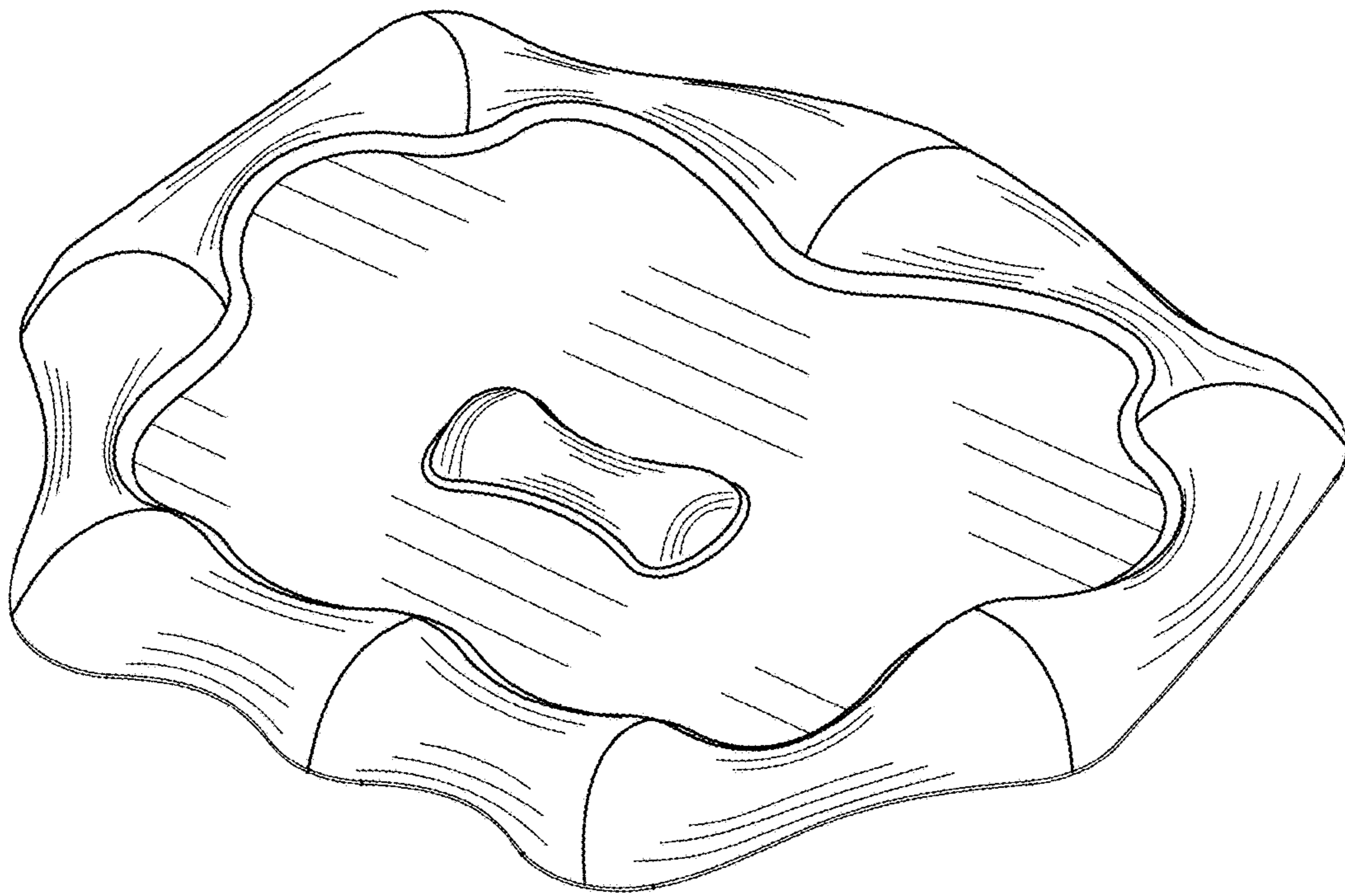


Fig. 1

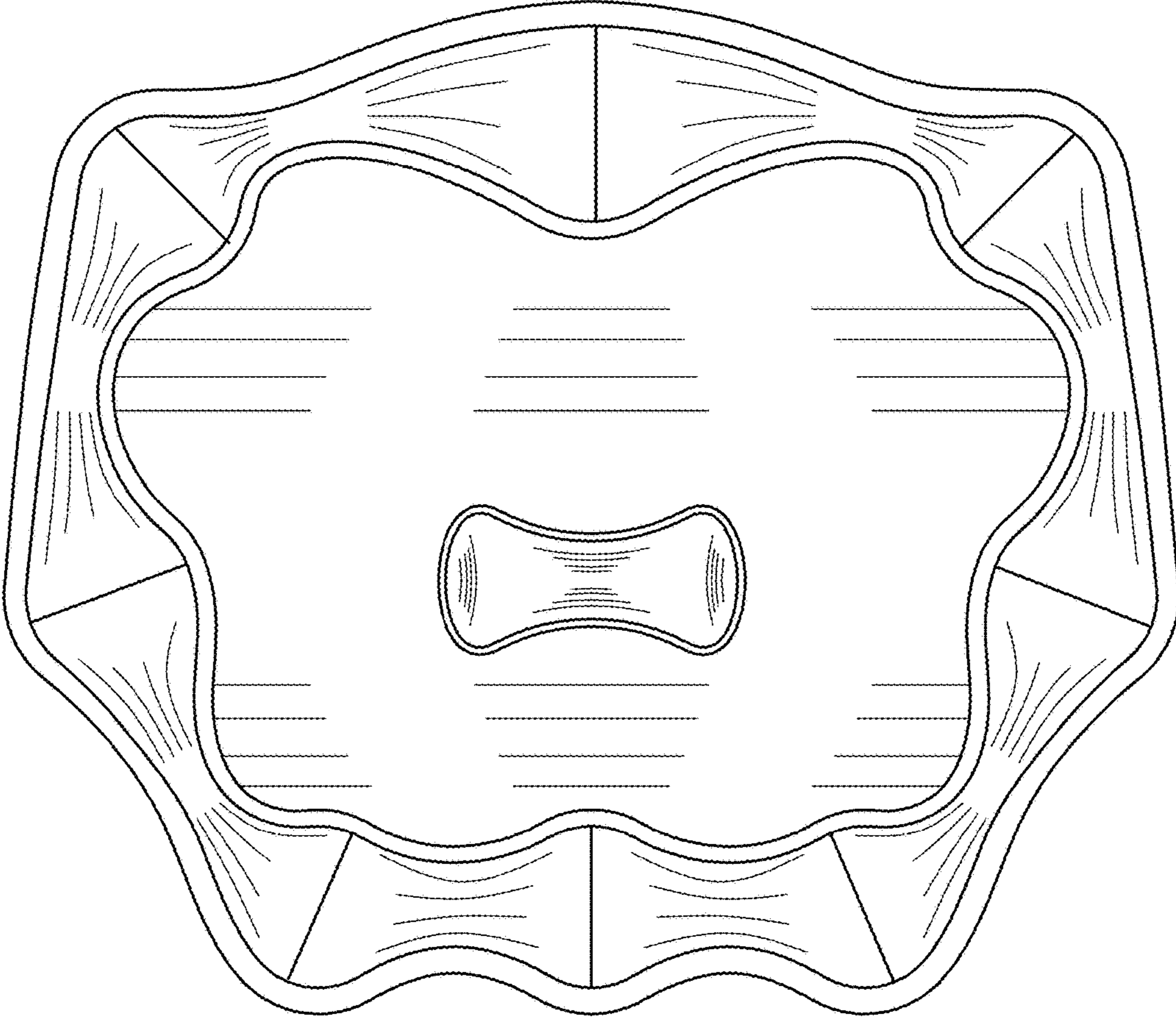


Fig. 2



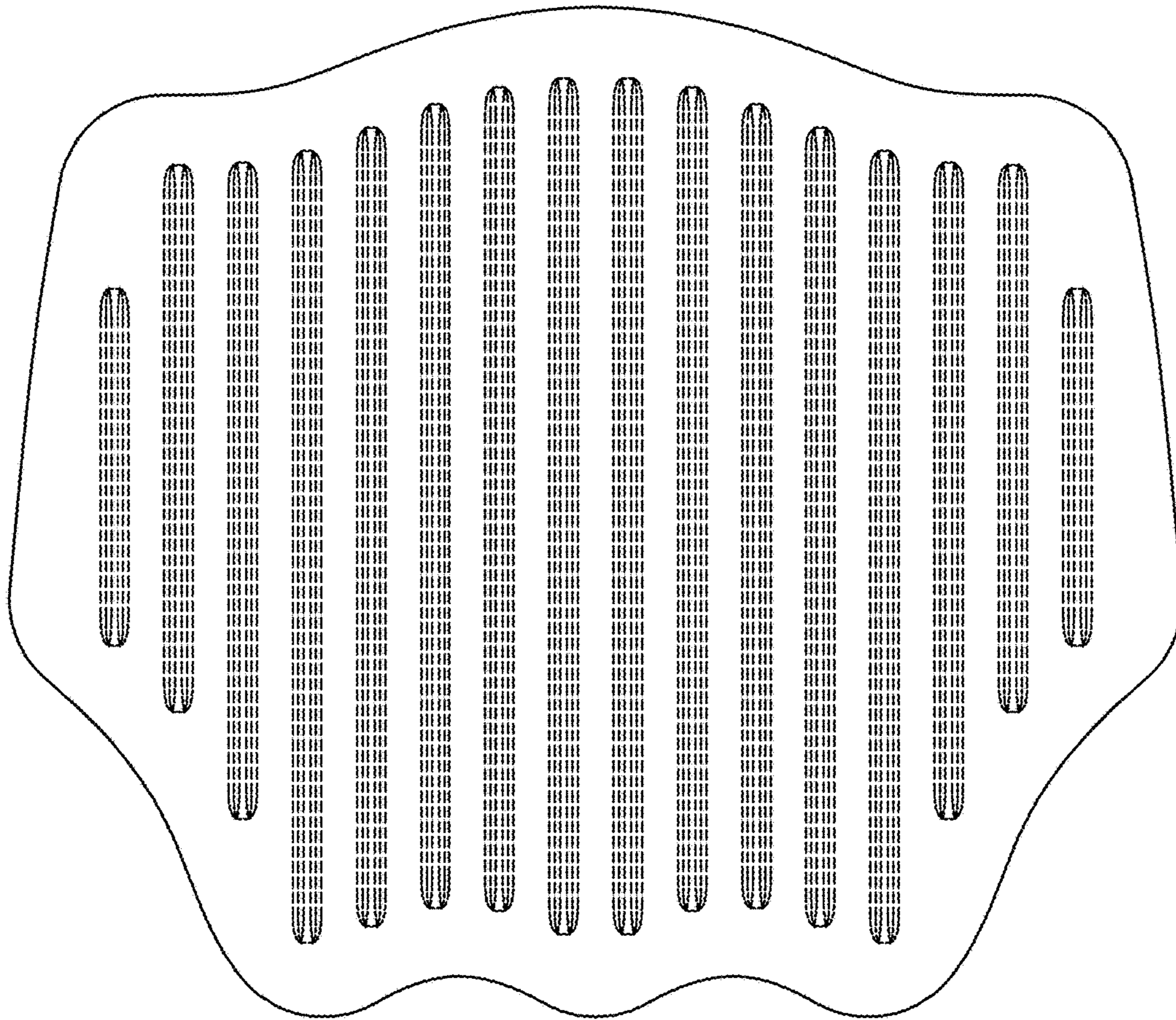


Fig. 3

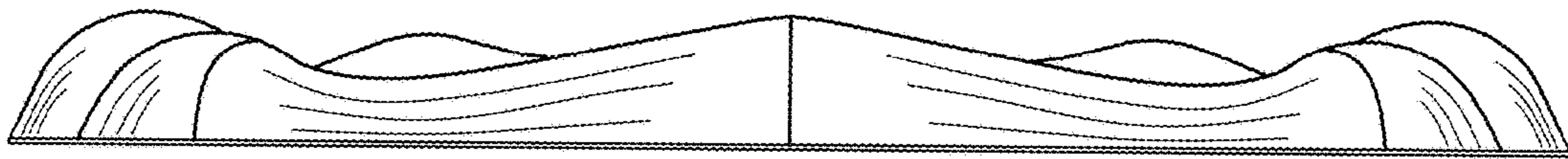


Fig. 4

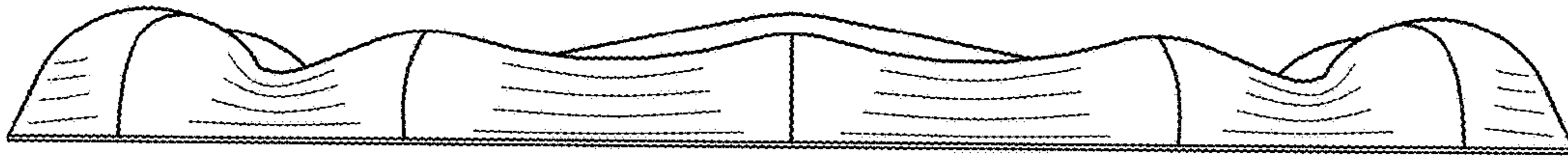


Fig. 5

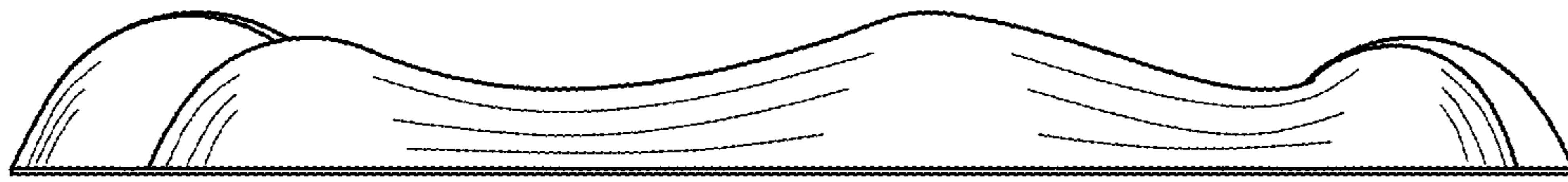


Fig. 6