



US00D810465S

(12) **United States Design Patent** (10) **Patent No.:** **US D810,465 S**
Wah (45) **Date of Patent:** **** Feb. 20, 2018**

(54) **REVERSIBLE FLOOR MAT** 4,336,293 A 6/1982 Eiden
4,377,614 A 3/1983 Alfter et al.
(71) Applicant: **Parallax Group International, LLC,** 5,052,158 A 10/1991 D'Luzansky
San Juan Capistrano, CA (US) 5,212,842 A 5/1993 Glydon
5,292,130 A * 3/1994 Hooper A63B 69/3661
15/216
(72) Inventor: **Nelson Wah,** Pasadena, CA (US) 5,358,766 A 10/1994 Field
5,368,301 A * 11/1994 Mitchell A63F 9/10
273/157 R
(73) Assignee: **PARALLAX GROUP**
INTERNATIONAL, LLC, San Juan (Continued)
Capistrano, CA (US)

(**) Term: **15 Years**

(21) Appl. No.: **29/551,941**

(22) Filed: **Jan. 19, 2016**

(51) **LOC (11) Cl.** **06-11**

(52) **U.S. Cl.**
USPC **D6/592**

(58) **Field of Classification Search**
USPC ... D5/28, 37, 39, 43, 55, 57, 58, 60, 63, 65;
D6/582-593, 597, 598, 608, 609, 613,
D6/614, 616, 617, 618; D8/374;
D21/662, 671, 686, 792; D25/105, 138,
D25/157; D30/118, 161; D32/57;
D7/388, 389; D12/203; D19/10
CPC A47G 27/0206; A47G 27/0212; A47G
27/0218; A47G 27/0225; A47G 27/0237;
A47G 27/0293; A47K 7/026; A47L
23/26; A47L 23/266; A63B 6/00; A63B
21/4037

See application file for complete search history.

(56) **References Cited**

U.S. PATENT DOCUMENTS

1,894,061 A * 1/1933 Sanders A63H 33/084
446/114
D163,085 S * 5/1951 Bishop 434/205
D222,101 S * 9/1971 Bagne D32/57
3,793,128 A 2/1974 Chancellor, Jr.
3,857,749 A * 12/1974 Yoshida A47G 27/0293
428/304.4

FOREIGN PATENT DOCUMENTS

CN 2653996 Y 11/2004
TW M244328 U 9/2004

OTHER PUBLICATIONS

Patent Product Reversible Mats, http://web.archive.org/web/20040909150634/http://www.evahwgc.com.tw:80/sm-232_illustration_en.htm, screen capture Apr. 24, 2017.

Primary Examiner — Celia Murphy
Assistant Examiner — Clare Ann Gannon
(74) *Attorney, Agent, or Firm* — Fish IP Law LLC

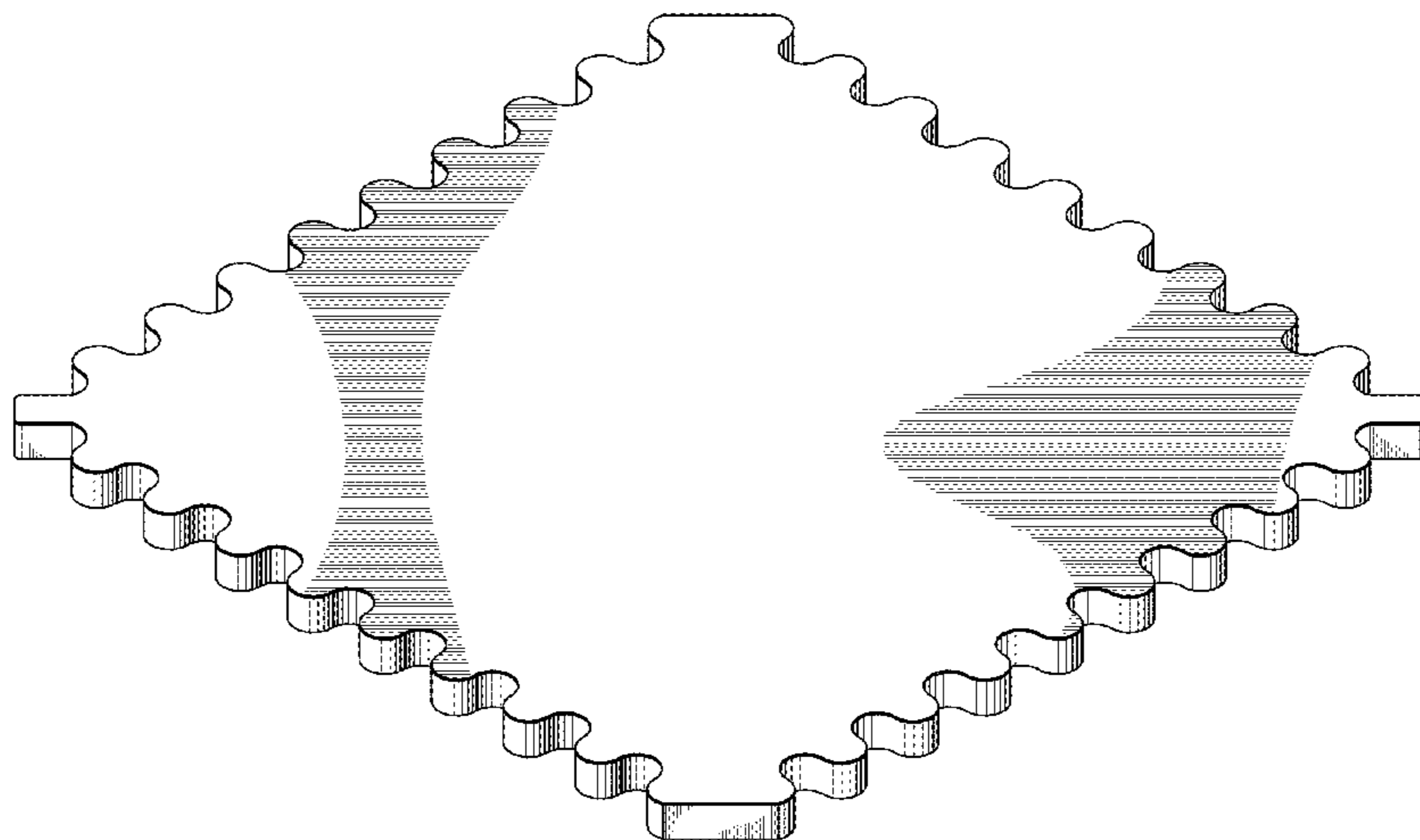
(57) **CLAIM**

The ornamental design for a reversible floor mat, as shown.

DESCRIPTION

FIG. 1 is a top, front, left-side perspective view of a reversible floor mat.
FIG. 2 is a top plan view thereof, the bottom view being a mirror image.
FIG. 3 is a front elevation view thereof, the rear elevation view being a mirror image.
FIG. 4 is a left-side elevation view thereof, the right-side elevation view being a mirror view; and,
FIG. 5 is a top plan view thereof, shown in a position of use, the bottom view being a mirror image.
The broken lines shown in FIG. 5 depict the environment in which the design resides; and form no part of the claim.

1 Claim, 3 Drawing Sheets



(56)

References Cited

U.S. PATENT DOCUMENTS

5,746,038	A *	5/1998	Houk	E04B 1/02 446/116
6,333,092	B1	12/2001	Gipple et al.	
6,588,167	B2	7/2003	Chang	
D532,238	S	11/2006	Thrush	
D543,764	S	6/2007	Thrush	
D604,083	S	11/2009	Thrush	
D613,793	S *	4/2010	Winter	D19/10
7,797,890	B2	9/2010	Thrush et al.	
D648,166	S *	11/2011	Lu	D6/582
D654,748	S *	2/2012	Lu	D6/582
8,276,626	B2 *	10/2012	Balbosa	B62B 5/06 150/154
D674,516	S *	1/2013	Kuo	D25/158
8,448,392	B2 *	5/2013	Kuo	E04F 15/02038 428/61
9,481,493	B2 *	11/2016	Vantrease	B65D 33/1625
2003/0191227	A1	10/2003	Grove et al.	
2004/0237194	A1	12/2004	McMahan	
2006/0127647	A1	6/2006	Thrush	
2007/0199257	A1	8/2007	Thrush et al.	
2011/0229692	A1 *	9/2011	Bozouklian	A47L 23/266 428/156
2012/0009377	A1	1/2012	Dodge, III et al.	
2013/0236866	A1 *	9/2013	MaLossi	G09B 19/00 434/247

* cited by examiner

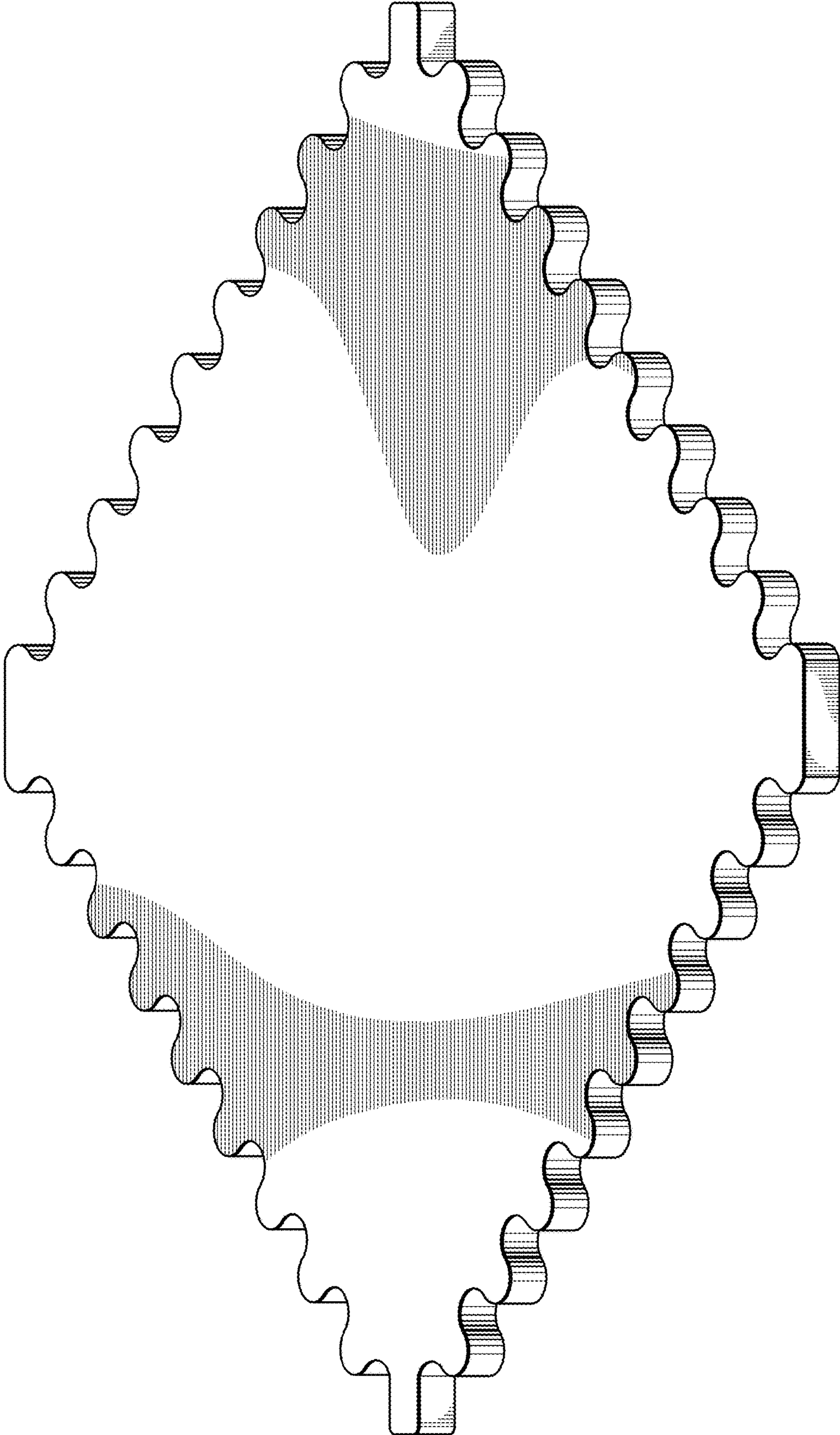


FIG. 1




FIG. 2



FIG. 3



FIG. 4

FIG. 5

