



US00D810456S

(12) **United States Design Patent**
Hiyoshi et al.

(10) **Patent No.:** **US D810,456 S**

(45) **Date of Patent:** **** Feb. 20, 2018**

- (54) **CURVACEOUS LOVE SEAT**
- (71) Applicant: **Steelcase Inc.**, Grand Rapids, MI (US)
- (72) Inventors: **Yuka Hiyoshi**, Grand Rapids, MI (US);
Bruce Smith, East Grand Rapids, MI (US); **William Bennie**, Rockford, MI (US); **Irfan Kachwalla**, Mid Levels West (HK); **James Ludwig**, Grand Rapids, MI (US); **Jessica Nebel**, Munich (DE); **Santiago Carral O’Gorman**, Grand Rapids, MI (US); **Madison Scheper**, Grand Rapids, MI (US)
- (73) Assignee: **STEELCASE INC.**, Grand Rapids, MI (US)

D150,247 S *	7/1948	Nichols	D6/357
3,498,654 A	3/1970	Diaz et al.	
D244,888 S *	7/1977	Shafer	D6/364
D252,484 S	7/1979	Petersilie	
D264,898 S *	6/1982	Baker	D6/364
D284,046 S	6/1986	Staats et al.	
D289,950 S	5/1987	Offredi	
D293,637 S	1/1988	Tallon	
D352,186 S	11/1994	Torck et al.	
D368,174 S	3/1996	Lewis	
D376,274 S	12/1996	Lewis	
D382,129 S	8/1997	Lewis	
D387,573 S	12/1997	Lewis	
D431,381 S	10/2000	Gomez	
D439,071 S	3/2001	D’Urso et al.	
D448,946 S	10/2001	Goetz	
D484,712 S	1/2004	Gomez	
D484,713 S	1/2004	Gomez	
D515,837 S	2/2006	Nicoletti	
D519,743 S	5/2006	Suzuki et al.	

(Continued)

(**) Term: **15 Years**

Primary Examiner — Mimoso De

(21) Appl. No.: **29/582,815**

(74) *Attorney, Agent, or Firm* — Brinks Gilson & Lione

(22) Filed: **Oct. 31, 2016**

(57) **CLAIM**

(51) **LOC (11) Cl.** **06-01**

We claim the ornamental design for a curvaceous love seat, as shown and described.

(52) **U.S. Cl.**

DESCRIPTION

USPC **D6/375; D6/377**

(58) **Field of Classification Search**

USPC D6/334–336, 357, 364, 371, 372, 373, D6/374, 375, 377, 381, 716, 716.1, 716.4
CPC A47C 3/16; A47C 4/03; A47C 7/16; A47C 7/18; A47C 7/24; A47C 11/00; A47C 15/00

See application file for complete search history.

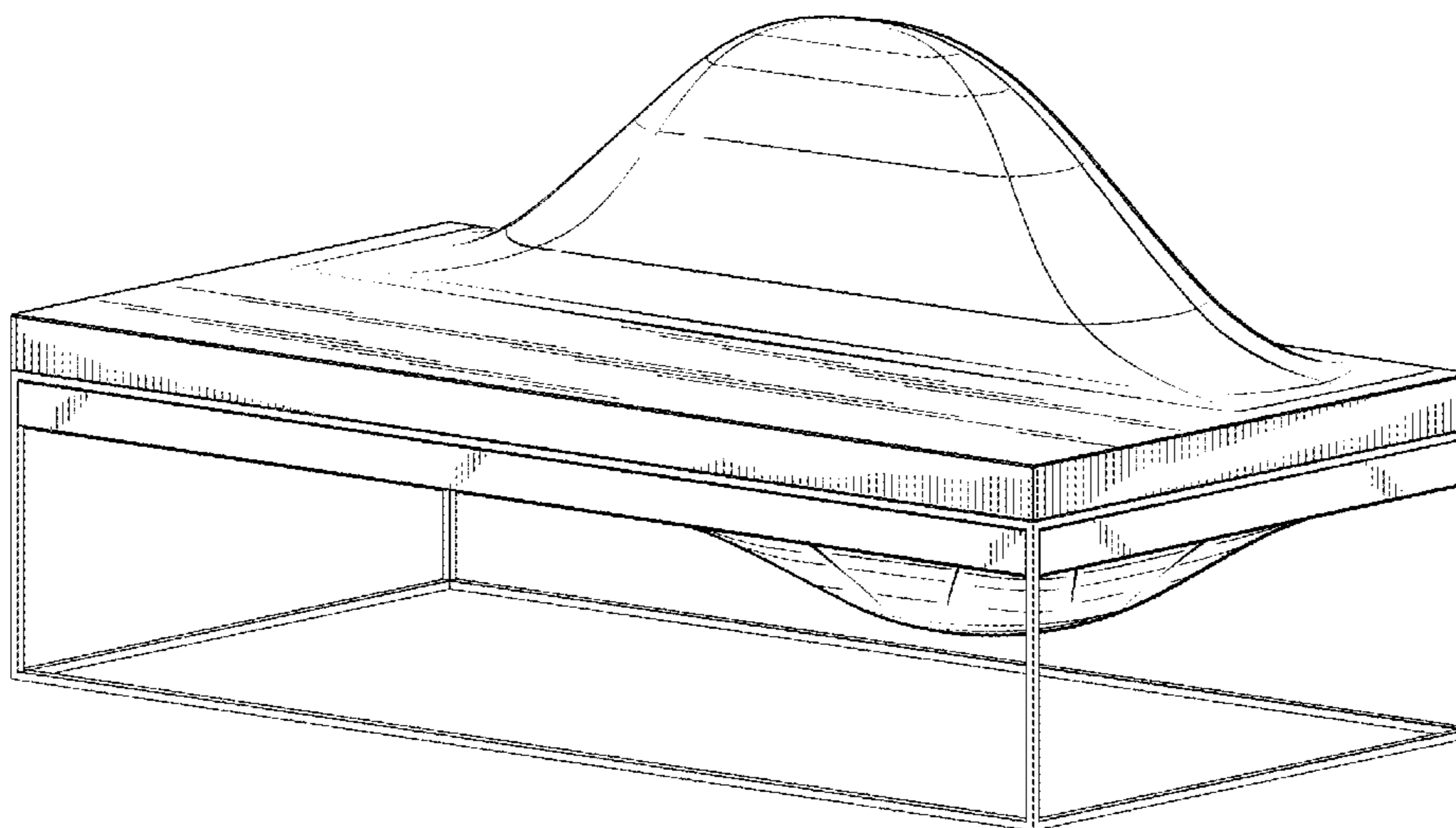
FIG. 1 is a top front perspective view of a curvaceous love seat;
FIG. 2 is a bottom rear perspective view thereof;
FIG. 3 is a front elevation view thereof;
FIG. 4 is a rear elevation view thereof;
FIG. 5 is a left side elevation view thereof;
FIG. 6 is a right side elevation view thereof;
FIG. 7 is a top plan view thereof; and,
FIG. 8 is a bottom plan view thereof.
Interior surfaces and other portions of the curvaceous love seat not shown in the illustrated drawings form no part of the claimed design.

(56) **References Cited**

U.S. PATENT DOCUMENTS

61,610 A	1/1867	Cutter	
936,451 A	10/1909	Havenhill	
D67,896 S *	7/1925	Larsen	D6/357
D99,959 S	6/1936	Nathan	

1 Claim, 7 Drawing Sheets



(56)

References Cited

U.S. PATENT DOCUMENTS

D532,209 S	*	11/2006	Rodis	D6/375
D534,735 S	*	1/2007	Maltz	D6/375
D567,527 S		4/2008	Galardo	
D572,929 S	*	7/2008	van Ierssel	D6/375
D576,820 S		9/2008	Priestman	
D577,924 S		10/2008	van Ierssel et al.	
D577,926 S		10/2008	Marin et al.	
D588,825 S	*	3/2009	van Ierssel	D6/375
D589,714 S		4/2009	Cazares et al.	
D602,705 S		10/2009	Holbrook	
D610,365 S	*	2/2010	Young-il	D6/375
D643,643 S		8/2011	Lievore	
D681,361 S		5/2013	Silver et al.	
D682,575 S		5/2013	Versace	
D695,035 S		12/2013	Ciani et al.	
D698,172 S		1/2014	Ciani et al.	
D712,173 S		9/2014	Ciani et al.	
D712,674 S		9/2014	Ciani et al.	
D738,639 S	*	9/2015	LaMarr	D6/364
D743,726 S		11/2015	Yeh	

* cited by examiner

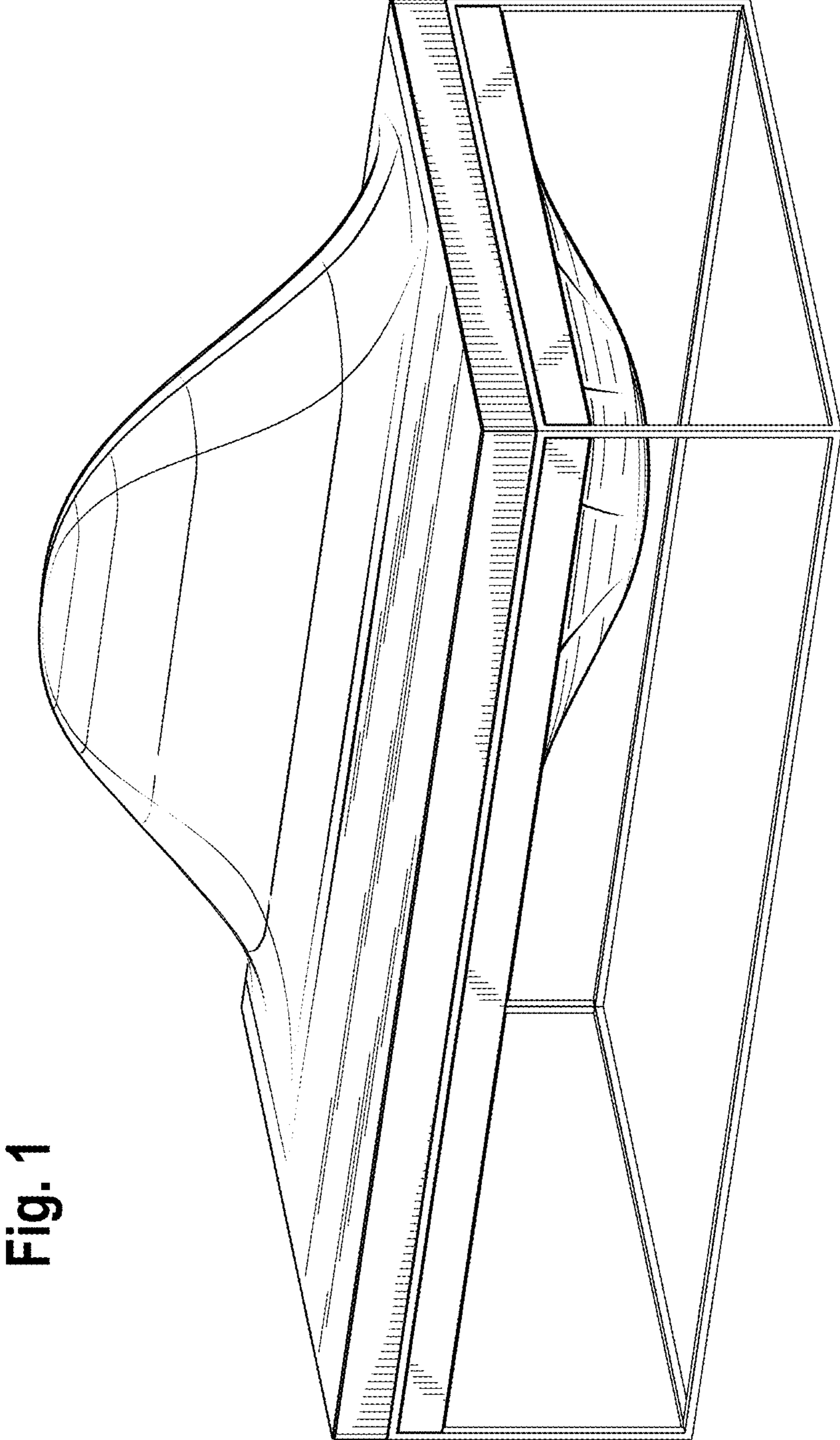


Fig. 1

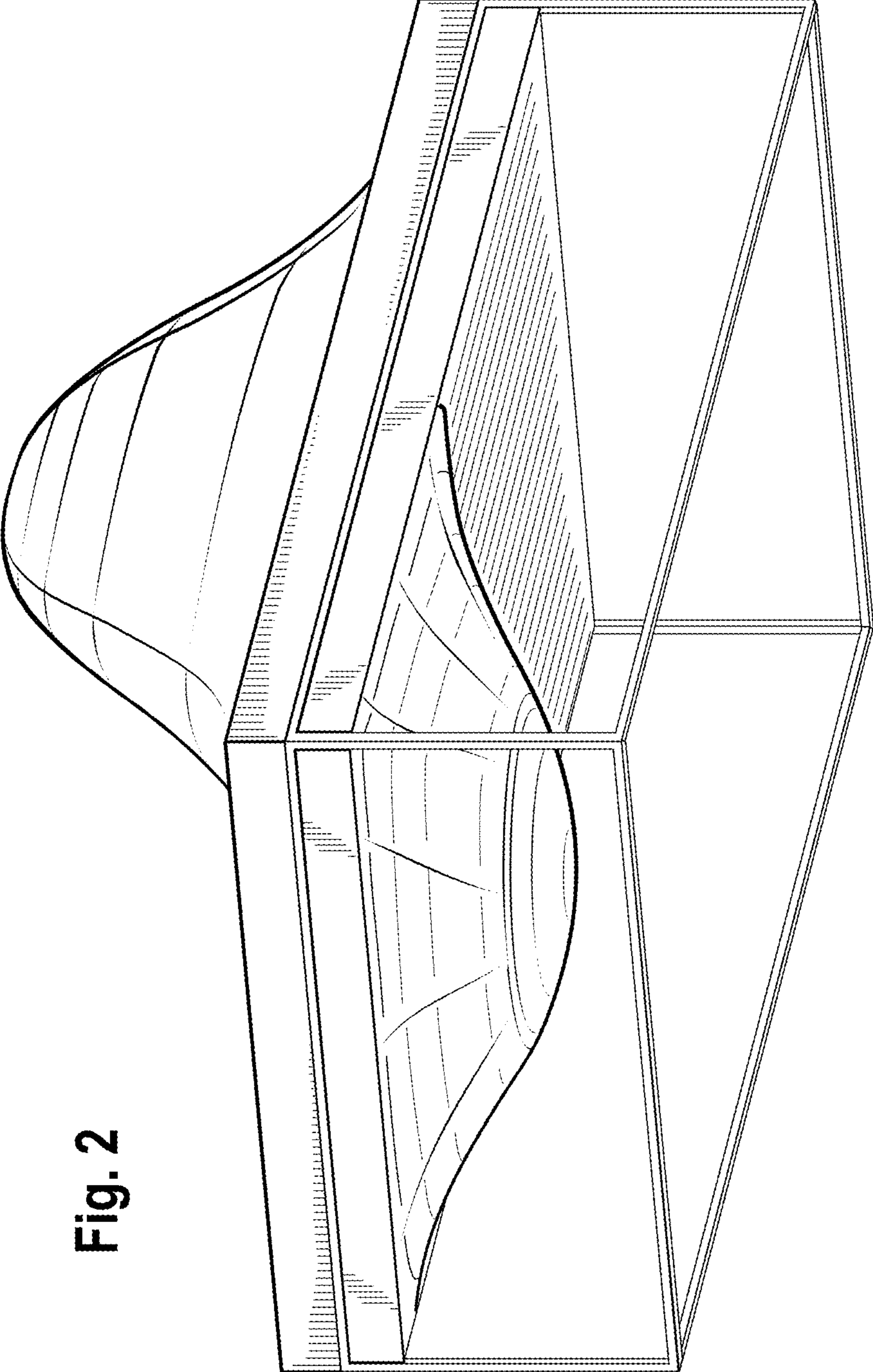


Fig. 2

Fig. 3

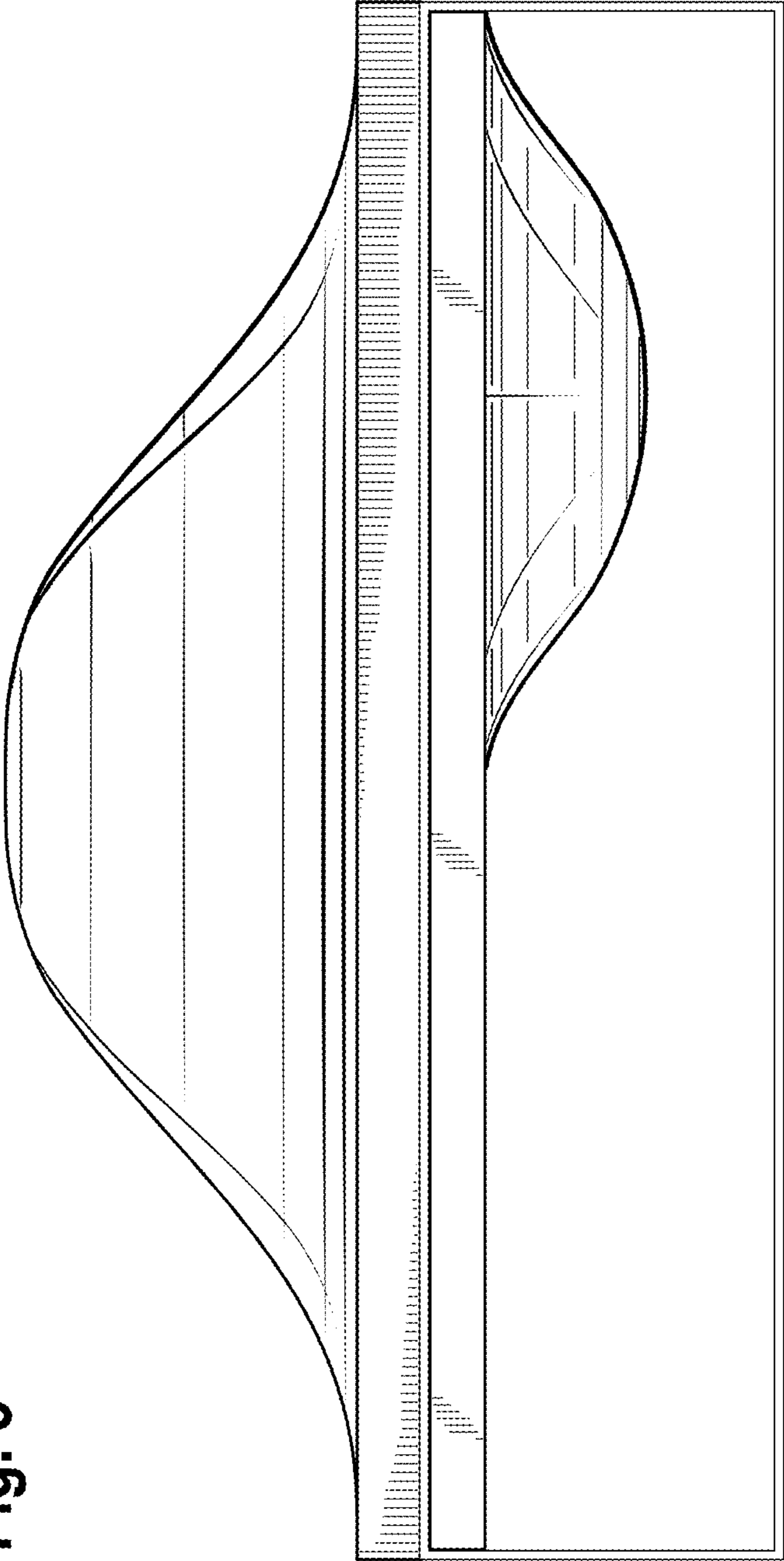


Fig. 4

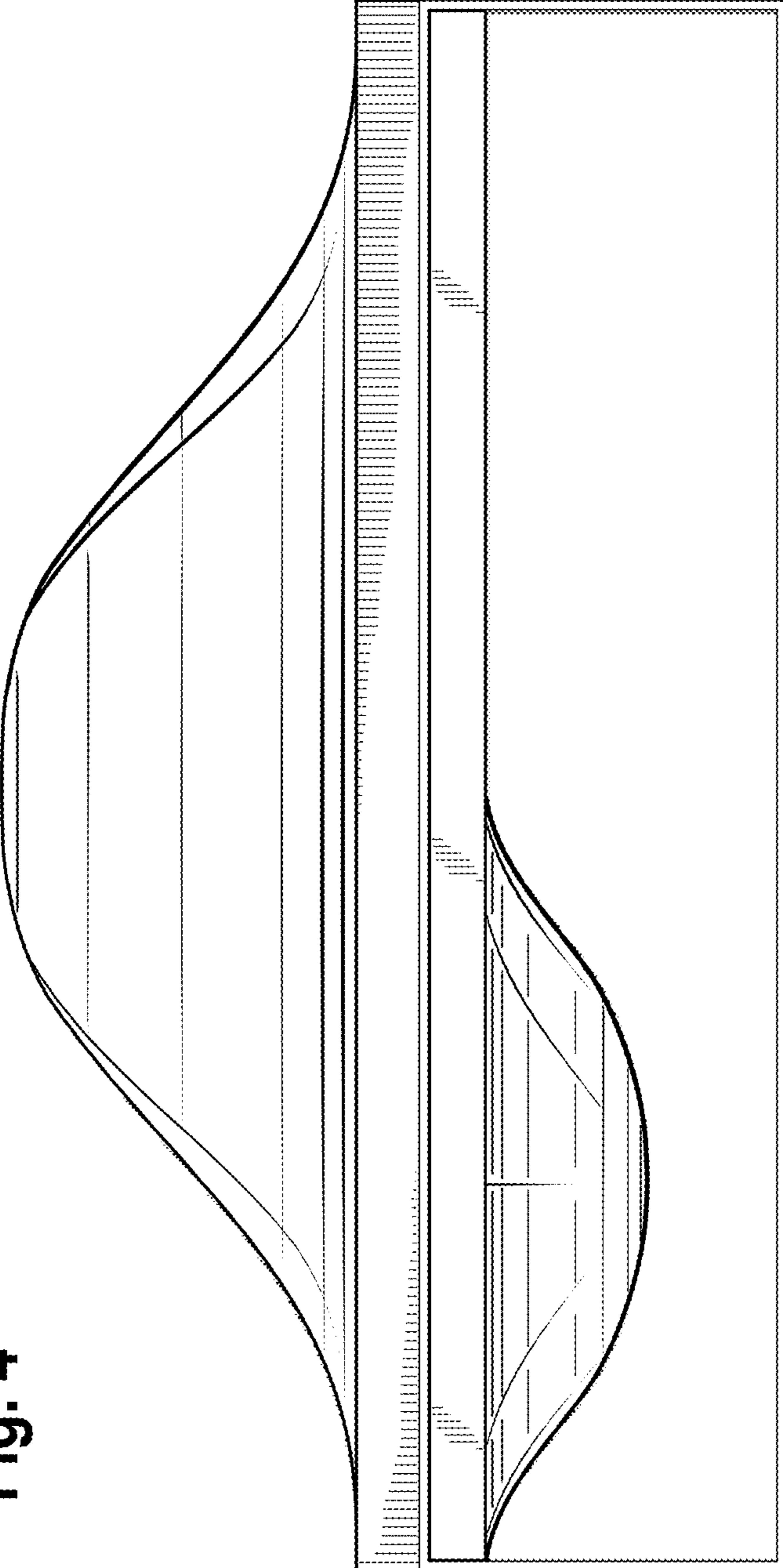


Fig. 6

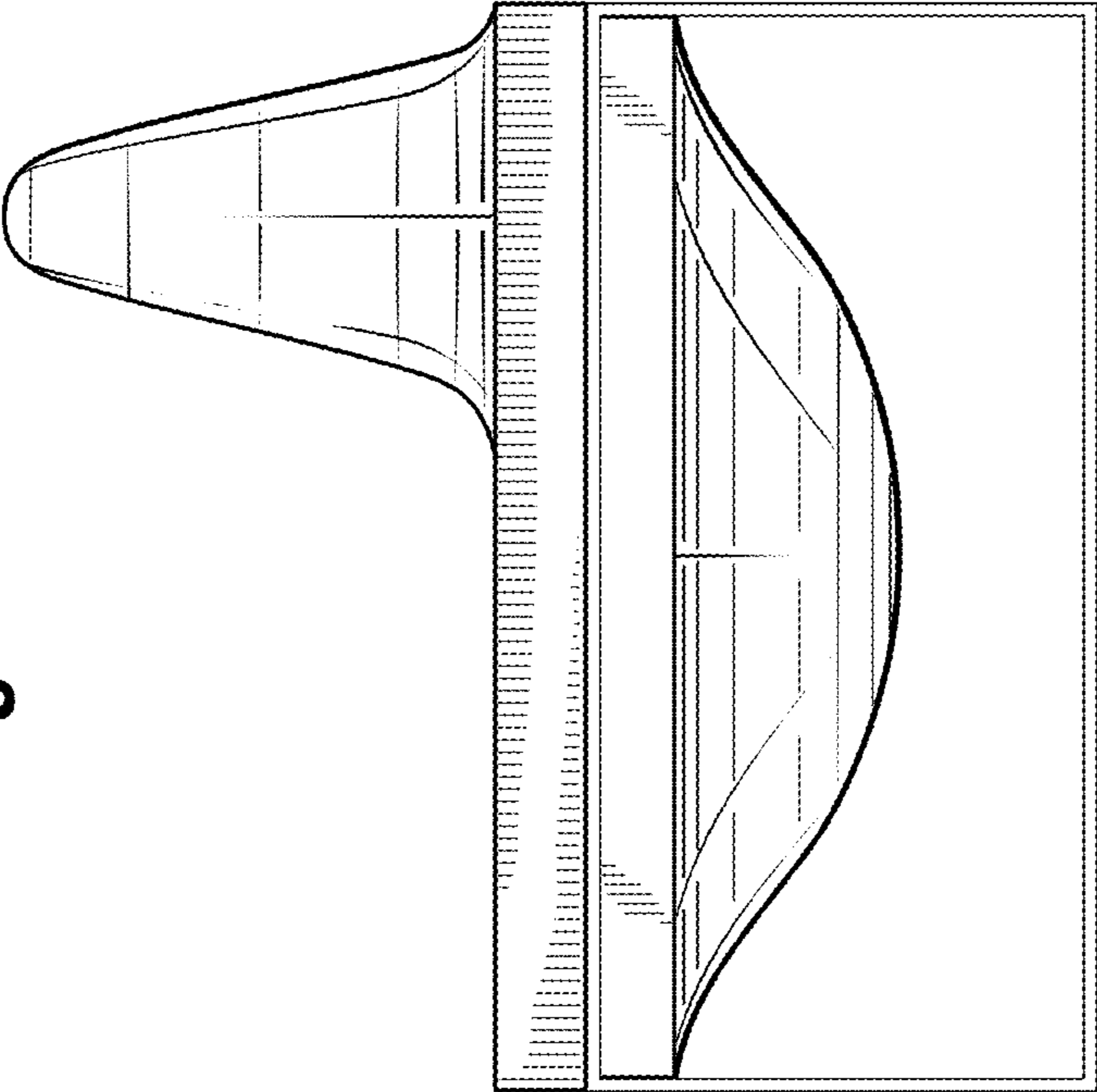


Fig. 5

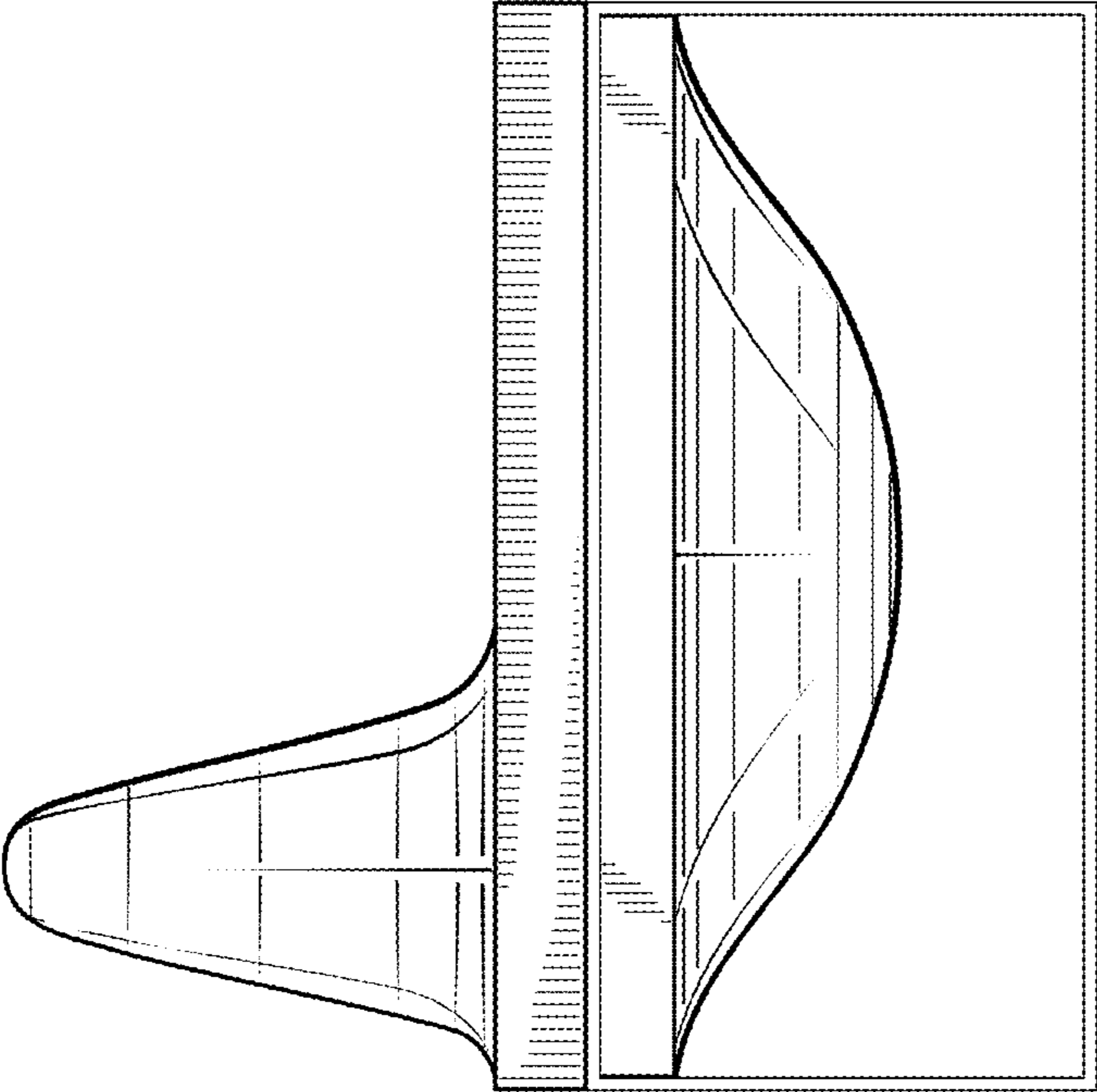


Fig. 7

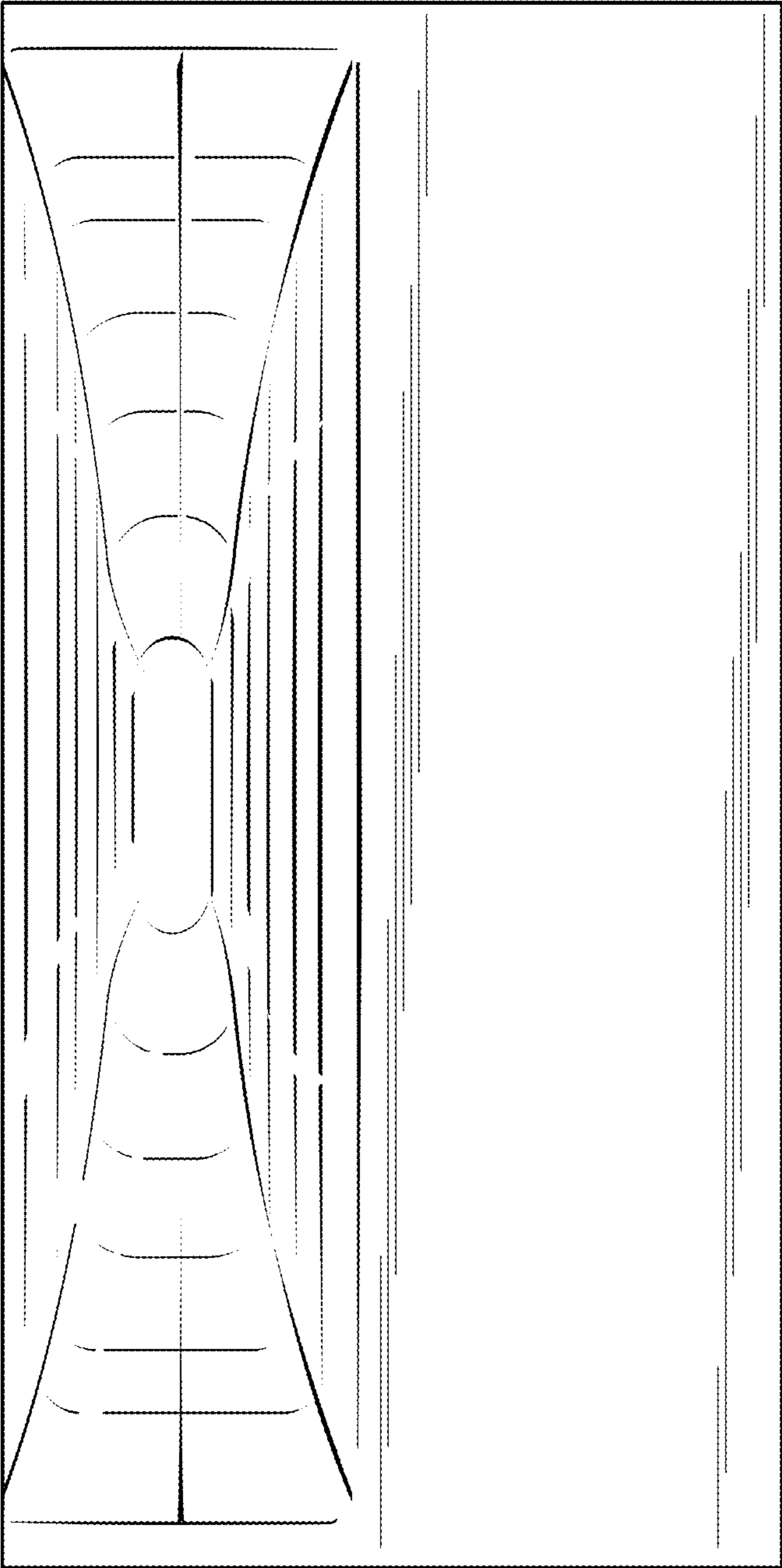


Fig. 8

