



US00D810452S

(12) **United States Design Patent** (10) **Patent No.:** **US D810,452 S**
Gu et al. (45) **Date of Patent:** **** Feb. 20, 2018**

(54) **STOOL**
(71) Applicant: **Furniture Ltd.**, Hong Kong (CN)
(72) Inventors: **Lik Hang Gu**, Kwai Chung (HK);
Tsun Wing Mak, Shatin (HK)
(73) Assignee: **Furniture Ltd.**, Hong Kong (CN)
(**) Term: **15 Years**

4,209,162 A 6/1980 Petiau
4,247,583 A 1/1981 Roy
D269,834 S * 7/1983 Lee D6/692
D280,703 S * 9/1985 Strobe D9/430
(Continued)

FOREIGN PATENT DOCUMENTS

CA 2586759 11/2008
CN 2140826 8/1993
(Continued)

(21) Appl. No.: **29/536,966**

OTHER PUBLICATIONS

(22) Filed: **Aug. 20, 2015**
(51) **LOC (11) Cl.** **06-01**
(52) **U.S. Cl.**
USPC **D6/352**; D6/692.3
(58) **Field of Classification Search**
USPC D6/334, 349-355, 363-364, 368-369,
D6/374, 403, 685, 692-692.6, 708-708.25
CPC A47C 9/00-9/105; A47C 7/00-7/02; A47C
16/00-16/04; A47B 7/00-7/02; A47B
3/00; A47B 3/02; A47B 3/04; A47B 3/12
See application file for complete search history.

“Plastic Extendable Bench,” retrieved from www.charleskaisin.com
on Oct. 26, 2015; 2002.
(Continued)

Primary Examiner — Vy N Koenig
(74) *Attorney, Agent, or Firm* — Wolf, Greenfield &
Sacks, P.C.

(57) **CLAIM**
The ornamental design for a stool, as shown and described.

DESCRIPTION

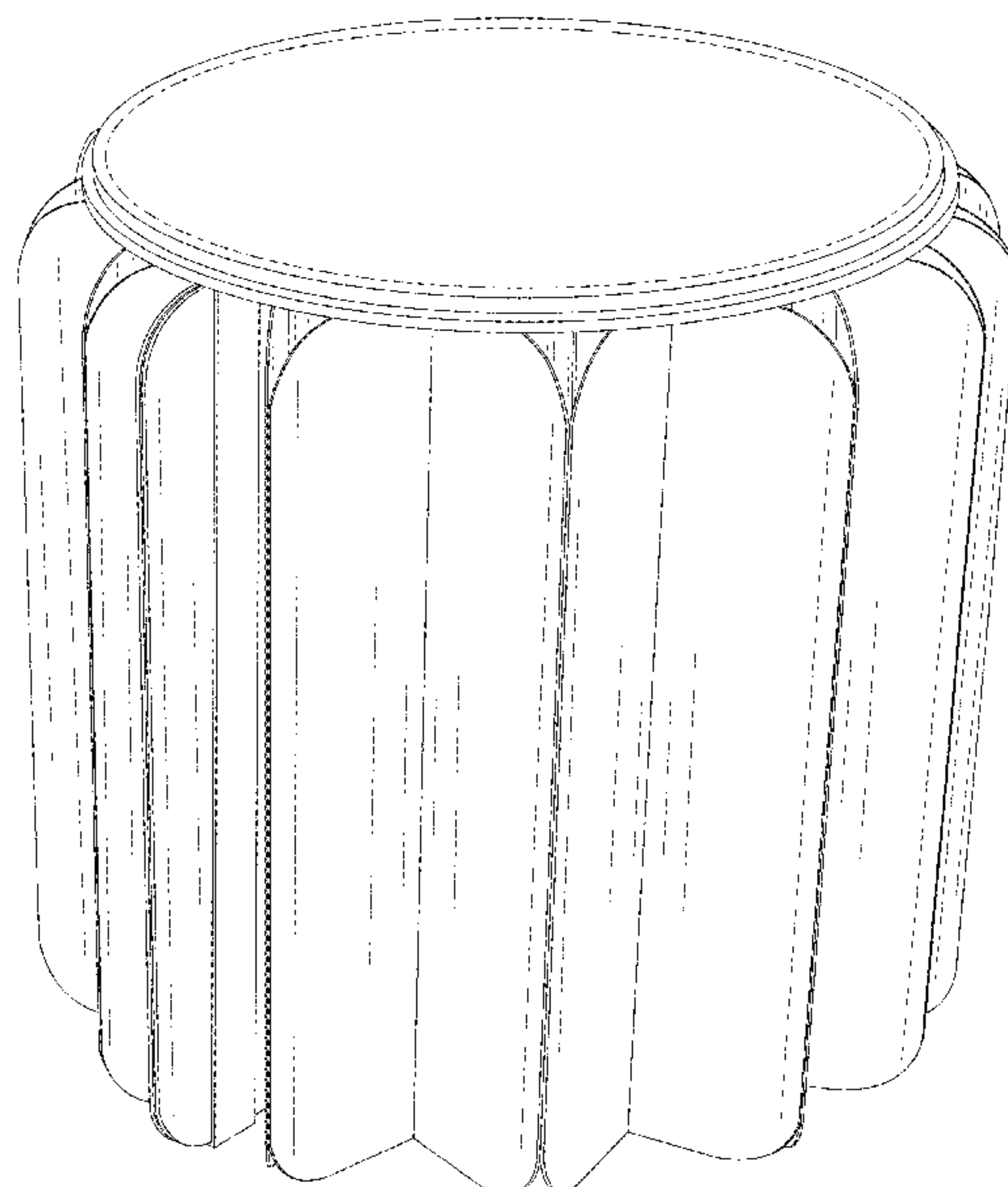
(56) **References Cited**

U.S. PATENT DOCUMENTS

D25,823 S * 7/1896 Shaw D6/349
D118,295 S * 12/1939 Tropauer D6/349
2,346,824 A 4/1944 Cohen
2,595,144 A * 4/1952 Isaacson A47C 3/16
297/188.09
2,807,405 A 9/1957 Lambert
2,973,294 A 2/1961 McClelland, Jr.
3,170,831 A 2/1965 Paige
3,340,133 A 9/1967 Krekovich
3,359,988 A 12/1967 Thomson
D216,012 S * 11/1969 Buchsbaum D6/352
3,695,742 A * 10/1972 Allen A47B 69/00
108/14
4,067,615 A 1/1978 Gehry

FIG. 1 is a top, front, right side perspective view of a stool showing our new design;
FIG. 2 is a front elevational view thereof;
FIG. 3 is a rear elevational view thereof;
FIG. 4 is a left side elevational view thereof;
FIG. 5 is a right side elevational view thereof;
FIG. 6 is a top plan view thereof; and,
FIG. 7 is a bottom plan view thereof.
The dash-dash broken lines of the figures represent unclaimed portions of the stool and form no part of the claimed design. The dash-dot broken lines in the figures define boundaries of the claimed design, and form no part of the claimed design.

1 Claim, 7 Drawing Sheets



(56)

References Cited

U.S. PATENT DOCUMENTS

D305,850	S *	2/1990	Peterson	D6/334
5,333,665	A	8/1994	Safar	
D368,445	S *	4/1996	Shryock	D11/143
D369,319	S *	4/1996	Weder	D11/152
D370,138	S *	5/1996	Rosebrock	D6/349
5,974,763	A	11/1999	Colson et al.	
6,052,966	A	4/2000	Colson et al.	
D434,698	S *	12/2000	Weder	D11/164
6,372,322	B1	4/2002	Devaguptapu	
6,427,409	B2	8/2002	Colson et al.	
6,800,351	B1	10/2004	Pflug et al.	
D589,269	S *	3/2009	Allende	D6/349
7,735,940	B2	6/2010	Chiu	
D651,818	S *	1/2012	Omori	D6/349
D681,967	S *	5/2013	Schoolmeester	D6/349
D734,666	S *	7/2015	Blonder	D9/430
2004/0128948	A1	7/2004	Killen	
2009/0078838	A1	3/2009	Chang	
2009/0151877	A1	6/2009	MacAllen et al.	
2014/0096917	A1	4/2014	MacAllen et al.	

FOREIGN PATENT DOCUMENTS

CN	2662740	12/2004
JP	7-231831	9/1995
JP	2002-306269	10/2002
WO	WO 97/16308	5/1997

OTHER PUBLICATIONS

“Newspaper Extendable Bench,” retrieved from www.charleskaisin.com on Oct. 26, 2015; date unknown.

* cited by examiner




FIG. 1

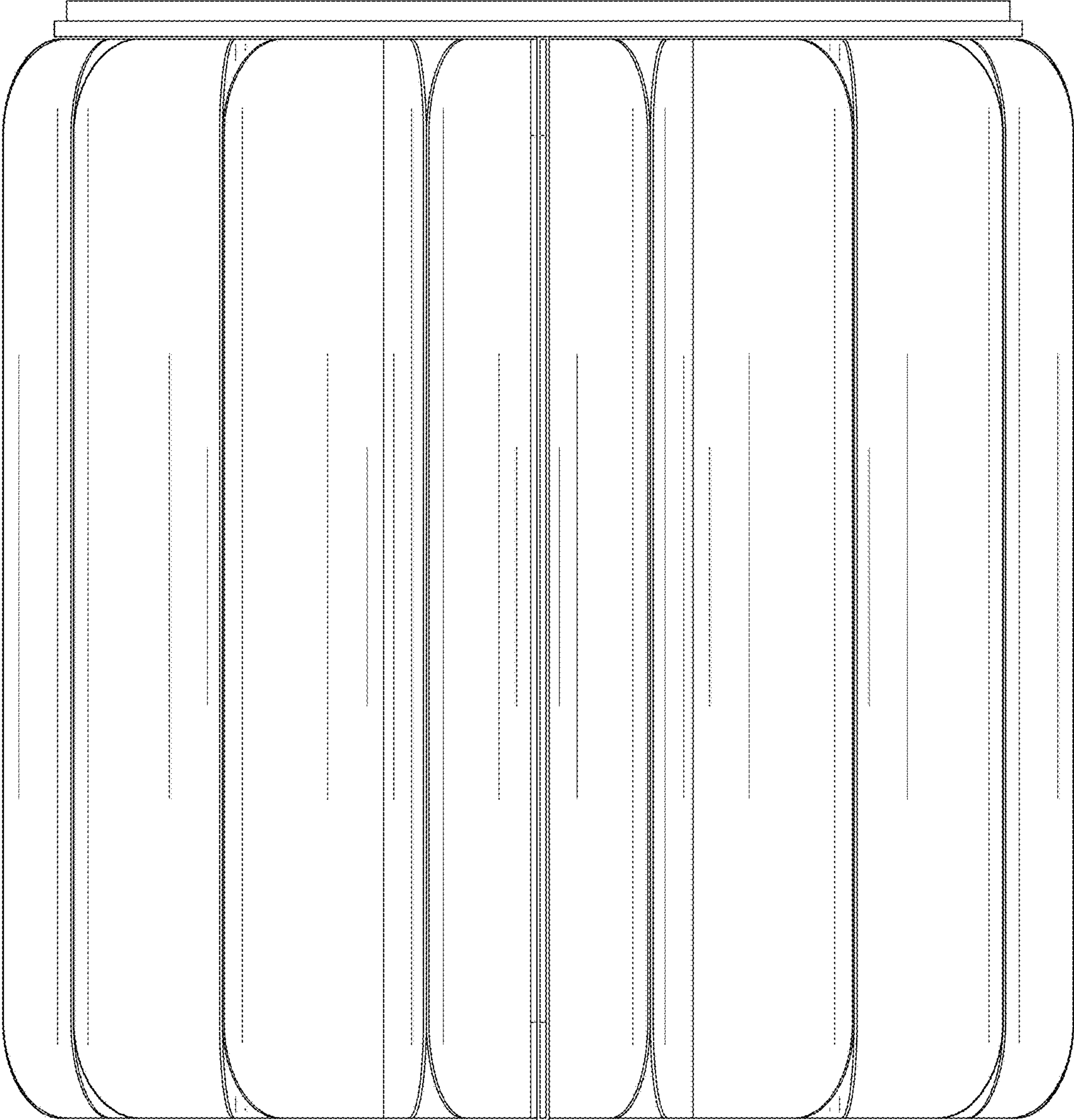


FIG. 2

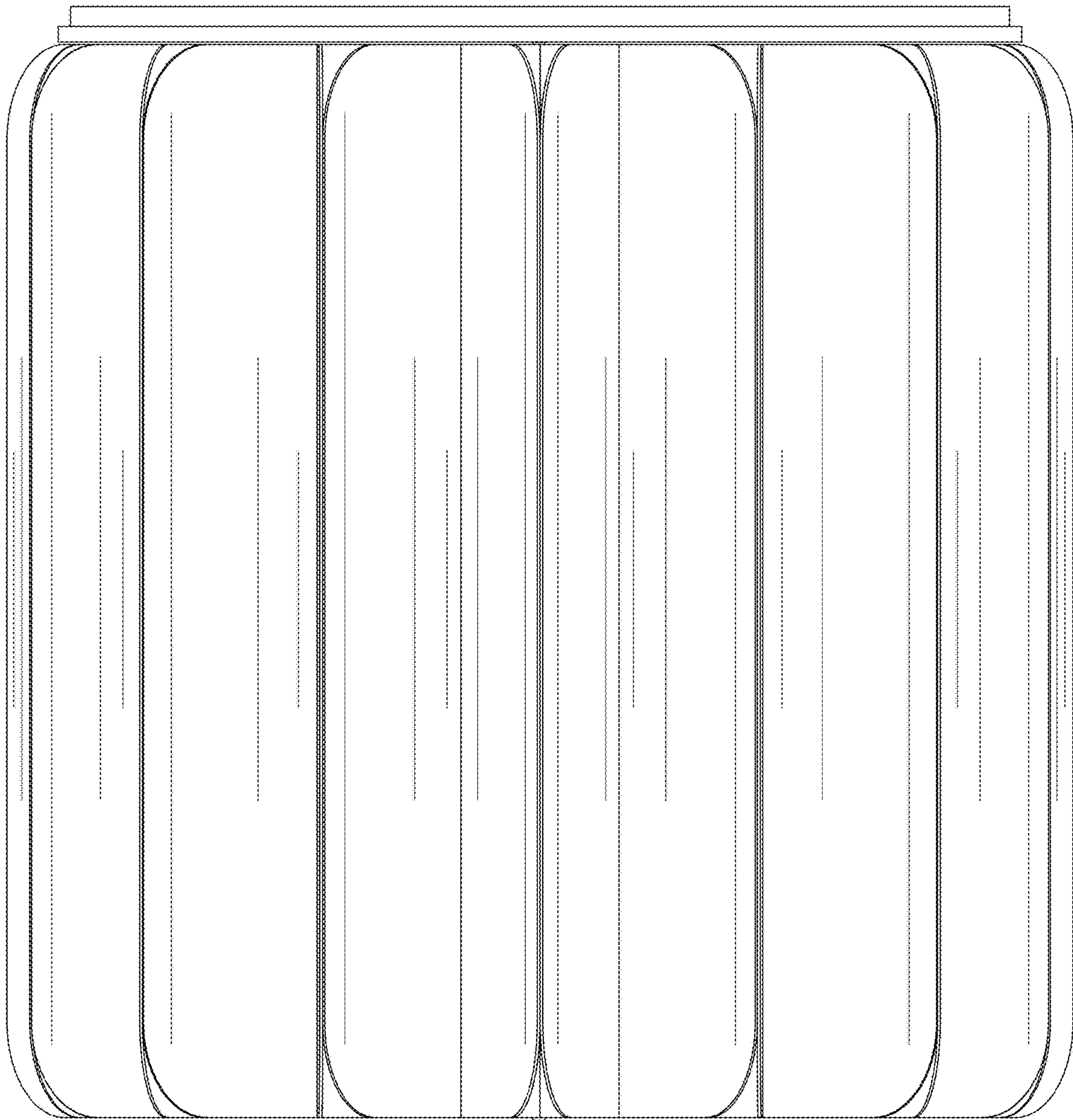


FIG. 3

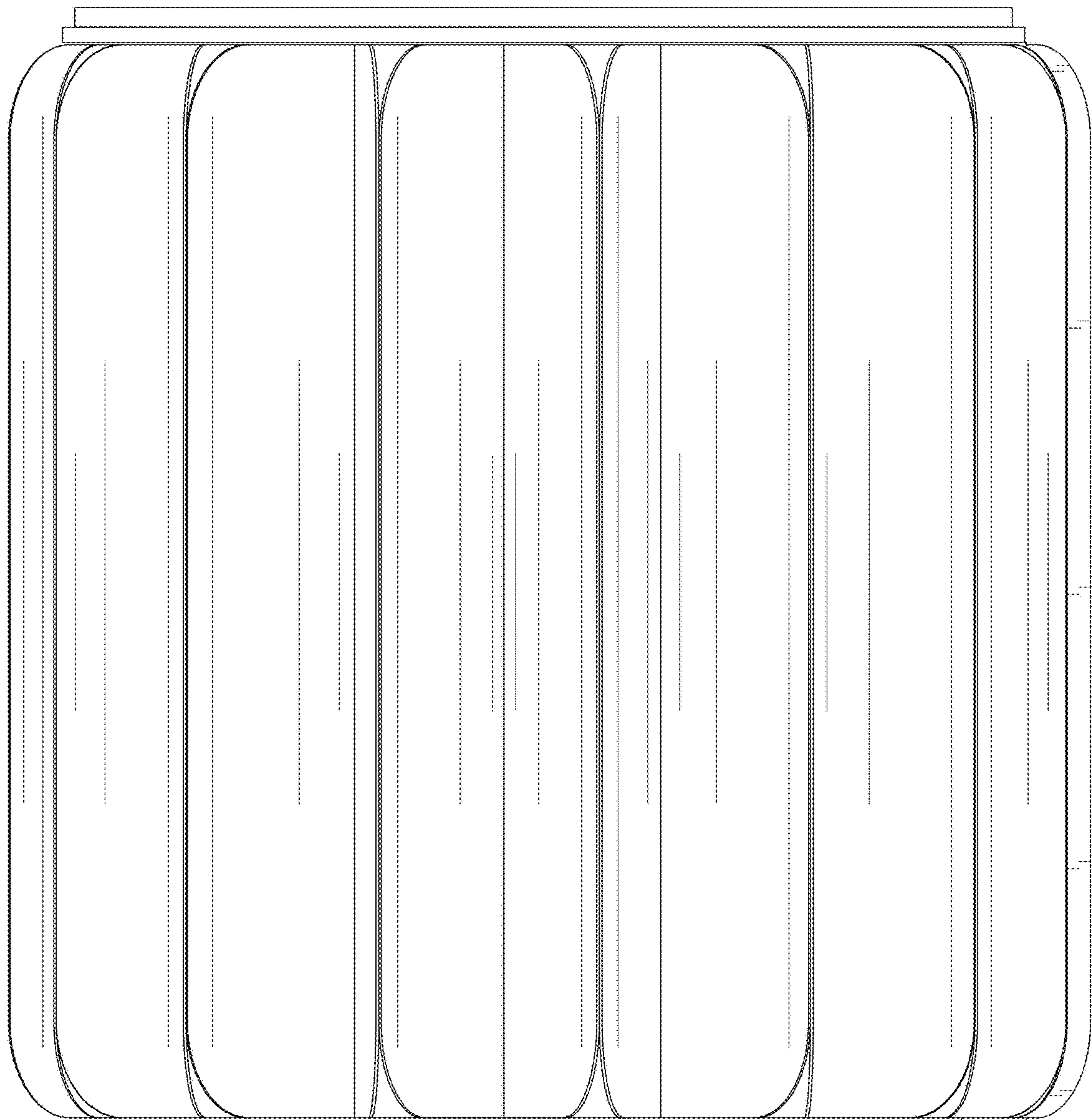


FIG. 4

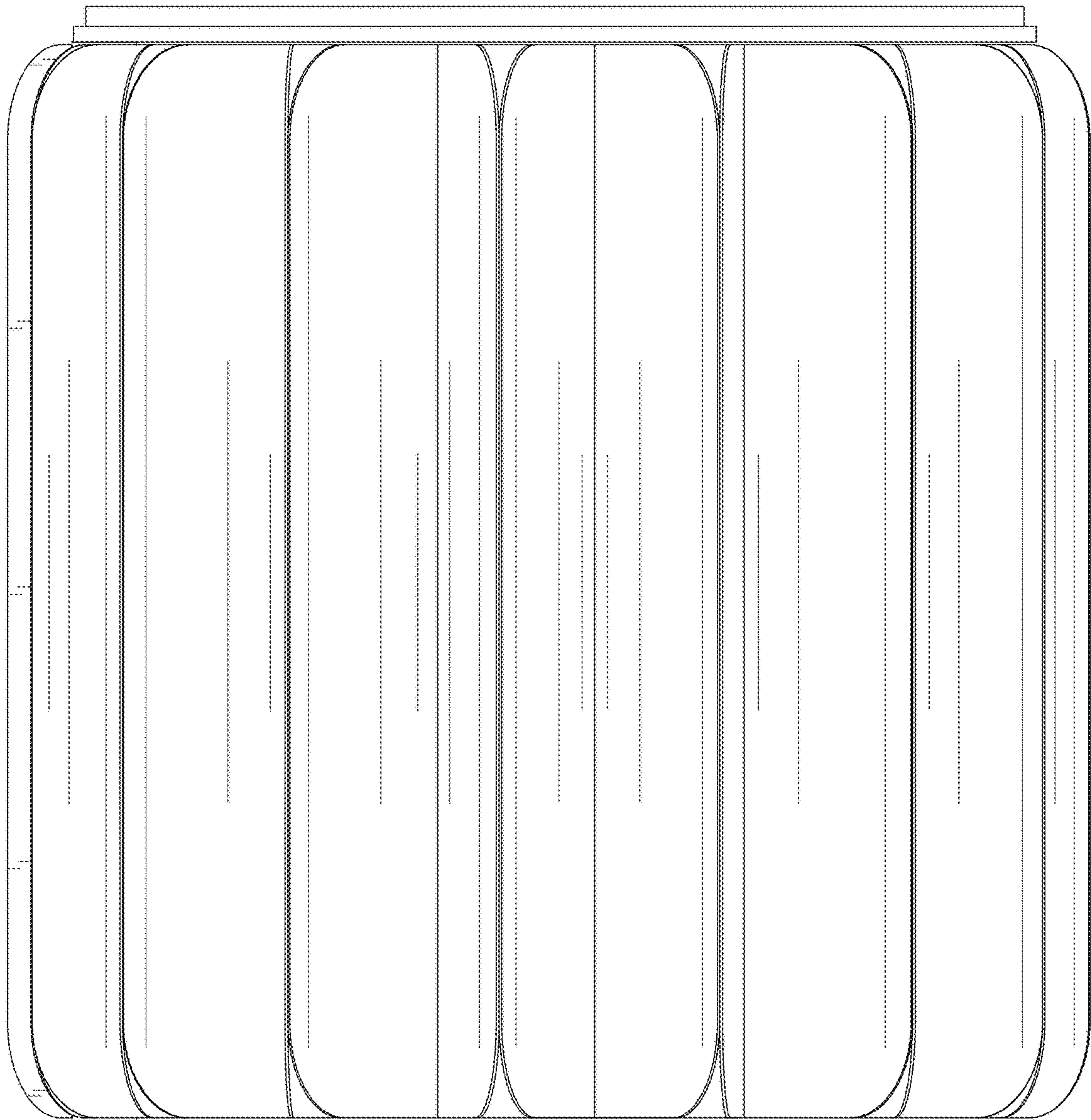


FIG. 5




FIG. 6




FIG. 7