



US00D810451S

(12) **United States Design Patent** (10) **Patent No.:** **US D810,451 S**
Liu (45) **Date of Patent:** **** Feb. 20, 2018**

(54) **FURNITURE SET**
(71) Applicant: **Memo's International Development Limited**, Hong Kong (CN)
(72) Inventor: **Haoying Liu**, Hong Kong (CN)
(73) Assignee: **MEMO'S INTERNATIONAL DEVELOPMENT LIMITED**, Hong Kong (CN)

(**) Term: **15 Years**

(21) Appl. No.: **29/588,352**

(22) Filed: **Dec. 20, 2016**

(51) **LOC (11) Cl.** **06-01**

(52) **U.S. Cl.**
USPC **D6/335; D6/334; D6/381; D6/693**

(58) **Field of Classification Search**
CPC **A47C 7/00; A47C 7/62; A47C 7/18; A47C 7/54; A47C 4/00; A47C 4/028; A47C 4/28; A47C 3/16; A47C 3/04; A47C 3/12; A47C 1/02; A47C 1/14**
See application file for complete search history.

(56) **References Cited**

U.S. PATENT DOCUMENTS

D164,682 S *	10/1951	Forward	D6/693
3,074,771 A *	1/1963	Forest	A47B 9/00
				108/12
D375,845 S *	11/1996	Mourgue	D6/334
D383,326 S	9/1997	Hopfer		
D389,347 S *	1/1998	Muller	D6/693.3
D389,674 S *	1/1998	Muller	D6/693.2
D422,422 S *	4/2000	Black	D6/334
D505,281 S *	5/2005	Martin	D6/693
D541,075 S *	4/2007	Natuzzi	D6/381
D544,247 S *	6/2007	Natuzzi	D6/381

D562,583 S 2/2008 Lowsky
D594,670 S * 6/2009 Natuzzi D6/381
D601,825 S * 10/2009 Starck D6/381

(Continued)

Primary Examiner — Deanna L Pratt

(74) *Attorney, Agent, or Firm* — Muncy, Geissler, Olds & Lowe P.C.

(57) **CLAIM**

The ornamental design for a furniture set, as shown and described.

DESCRIPTION

FIG. 1 is a front elevation view of the table of my ornamental design for a furniture set;
FIG. 2 is a rear elevation view thereof;
FIG. 3 is a top plan view thereof;
FIG. 4 is a bottom plan view thereof;
FIG. 5 is a left-side view thereof;
FIG. 6 is a right-side view thereof;
FIG. 7 is a perspective view thereof;
FIG. 8 is a front elevation view of the chair of my ornamental design for a furniture set;
FIG. 9 is a rear elevation view thereof;
FIG. 10 is a top plan view thereof;
FIG. 11 is a bottom plan view thereof;
FIG. 12 is a left-side view thereof;
FIG. 13 is a right-side view thereof;
FIG. 14 is a perspective view thereof;
FIG. 15 is a front elevation view of the couch of my ornamental design for a furniture set;
FIG. 16 is a rear elevation view thereof;
FIG. 17 is a top plan view thereof;
FIG. 18 is a bottom plan view thereof;
FIG. 19 is a left-side view thereof;
FIG. 20 is a right-side view thereof; and,
FIG. 21 is a perspective view thereof.
The claimed design is directed to the collective appearance of the table, chair, and couch of the furniture set.

1 Claim, 10 Drawing Sheets



(56)

References Cited

U.S. PATENT DOCUMENTS

D628,403	S	*	12/2010	Starck	D6/381
D658,395	S	*	5/2012	Foersom	D6/334
D660,033	S	*	5/2012	Nguyen	D6/369
D660,610	S	*	5/2012	Nguyen	D6/369
D672,572	S	*	12/2012	Carmon	D6/375
D674,210	S	*	1/2013	Citterio	D6/381
D675,453	S		2/2013	Blet et al.		
D676,683	S	*	2/2013	Martin	D6/381
D679,114	S	*	4/2013	Foersom	D6/381
D682,572	S	*	5/2013	Digirolamo	D6/371
D709,712	S	*	7/2014	Jehs	D6/381
D718,069	S	*	11/2014	Marion	D6/381
D730,076	S	*	5/2015	Lange	D6/381
D758,752	S		6/2016	Garcia		
D771,402	S		11/2016	Woller		
D771,421	S		11/2016	Garcia		
D773,218	S		12/2016	Everson et al.		
D773,868	S		12/2016	Schwalbach et al.		
D785,359	S	*	5/2017	Massaud	D6/381

* cited by examiner




Fig. 1




Fig. 2




Fig. 3




Fig. 4




Fig. 5




Fig. 6



Fig. 7



Fig. 8




Fig. 9




Fig. 10




Fig. 11




Fig. 12




Fig. 13



Fig. 14




Fig. 15




Fig. 16




Fig. 17




Fig. 18




Fig. 19




Fig. 20




Fig. 21