



US00D810443S

(12) **United States Design Patent** (10) **Patent No.:** **US D810,443 S**
Burgess et al. (45) **Date of Patent:** **** Feb. 20, 2018**

- (54) **GOLF BAG STRAP CONNECTOR**
- (71) Applicant: **Acushnet Company**, Fairhaven, MA (US)
- (72) Inventors: **Ian Burgess**, Hampstead, NH (US); **Stephanie L. Howard**, Boston, MA (US)
- (73) Assignee: **Acushnet Company**, Fairhaven, MA (US)
- (**) Term: **15 Years**
- (21) Appl. No.: **29/586,612**
- (22) Filed: **Dec. 6, 2016**
- (51) **LOC (11) Cl.** **03-01**
- (52) **U.S. Cl.**
USPC **D3/318; D3/255; D3/327**
- (58) **Field of Classification Search**
USPC **D3/255, 318, 327**
CPC **A45F 3/04**
See application file for complete search history.

- D488,619 S * 4/2004 Klock D3/255
- 7,131,534 B2 * 11/2006 Enes A45F 3/14
206/315.3
- 8,186,549 B2 * 5/2012 Campbell A63B 55/008
206/315.7
- D758,078 S * 6/2016 Enes D3/327

* cited by examiner

Primary Examiner — Holly H Baynham
(74) *Attorney, Agent, or Firm* — Daniel W. Sullivan

(57) **CLAIM**

The ornamental design for a golf bag strap connector, as shown and described.

DESCRIPTION


FIG. 1 is a perspective view of the golf bag strap connector of this invention;
FIG. 2 is an enlarged, perspective view thereof;
FIG. 3 is a front view thereof;
FIG. 4 is a side view thereof;
FIG. 5 is a bottom plan view thereof;
FIG. 6 is a top plan view thereof;
FIG. 7 is a rear view thereof; and,
FIG. 8 is an opposite side view thereof.
The broken lines showing a golf bag, portions of a human body and portions of the strap are for the purposes of illustrating environment. The dot dash broken lines represent the boundaries of the claim. The bold broken lines also represent the boundaries of the claim. All the broken lines form no part of the claimed design.

1 Claim, 4 Drawing Sheets

(56) **References Cited**

U.S. PATENT DOCUMENTS

- 5,038,984 A * 8/1991 Izzo A45C 13/30
206/315.3
- D362,752 S * 10/1995 Steurer 224/627
- D412,396 S * 8/1999 Reimers D3/255
- 6,152,342 A * 11/2000 Suk A63B 55/408
224/259
- 6,152,343 A * 11/2000 Shin A45F 3/14
224/259
- 6,457,620 B1 * 10/2002 Batten A45F 3/047
206/315.3



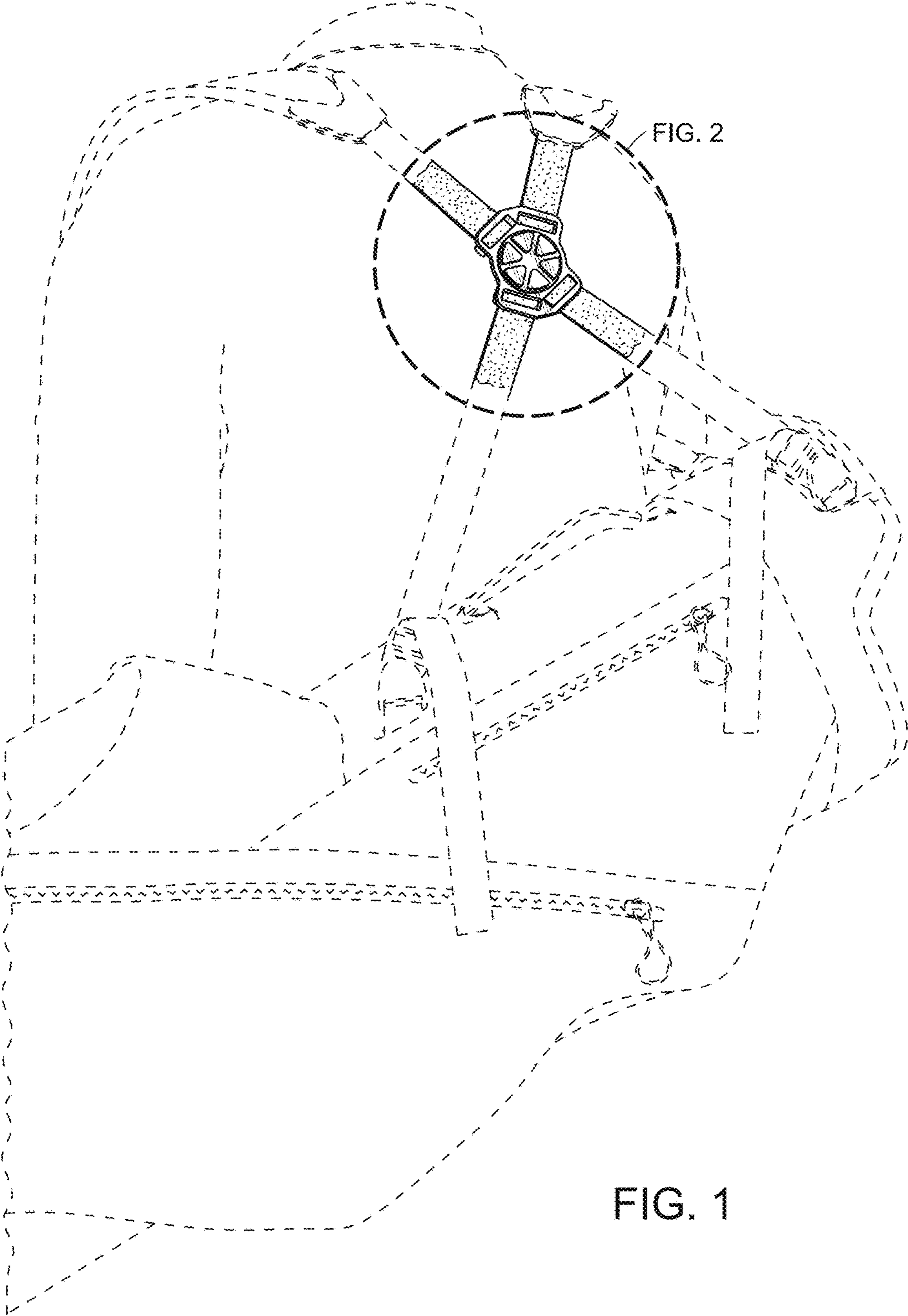


FIG. 2

FIG. 1

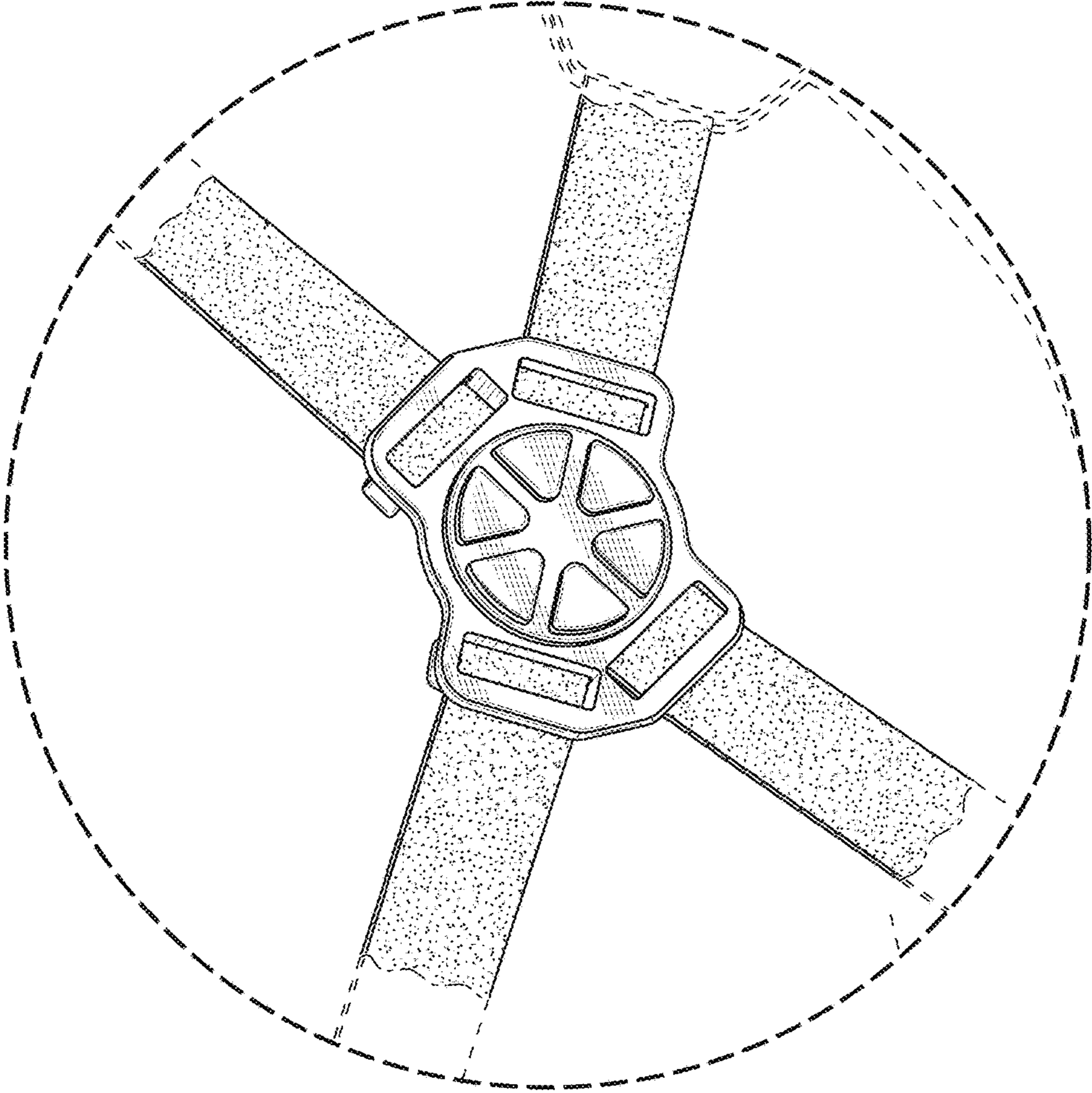


FIG. 2




FIG. 3

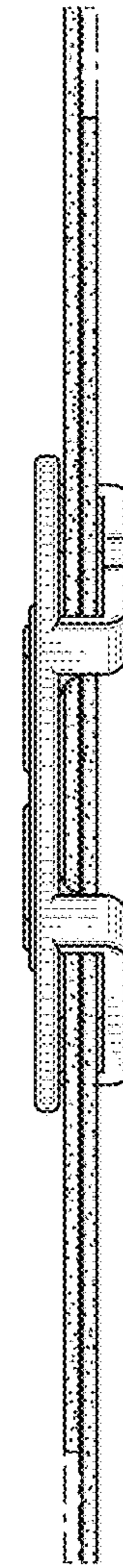


FIG. 4

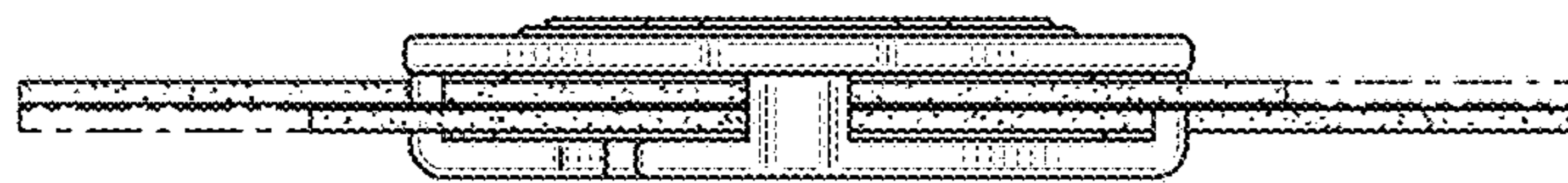


FIG. 5

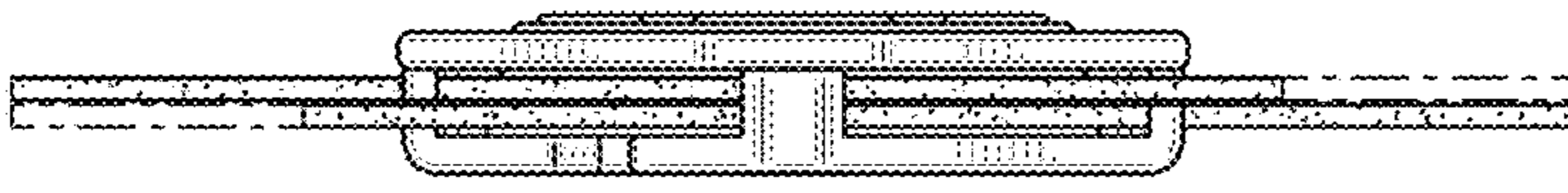


FIG. 6

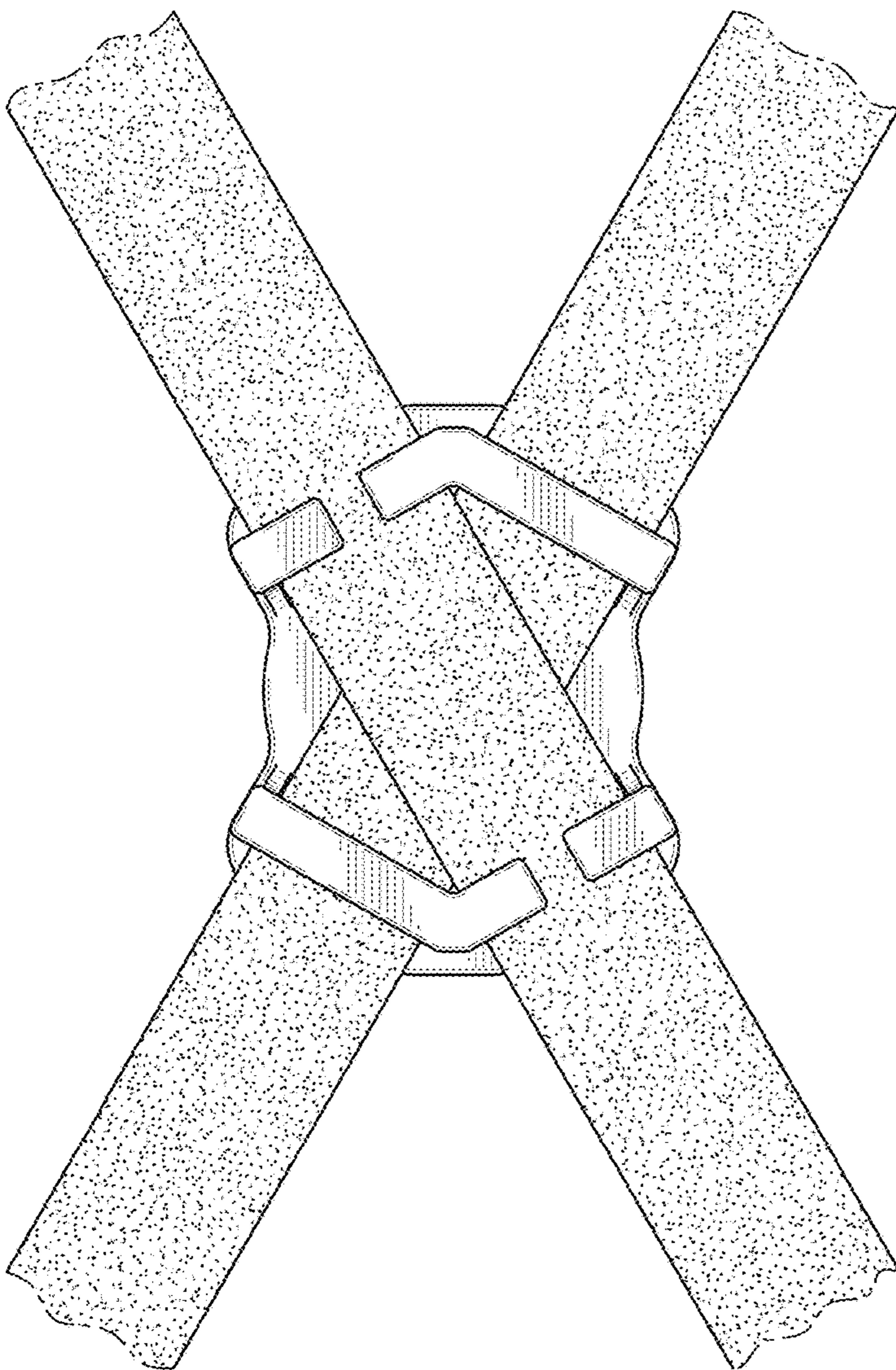


FIG. 7



FIG. 8