



US00D810412S

(12) **United States Design Patent**  
**Frantz**

(10) **Patent No.:** **US D810,412 S**

(45) **Date of Patent:** **\*\* Feb. 20, 2018**

(54) **SHOE UPPER**

(71) Applicant: **Skechers U.S.A., Inc. II**, Manhattan Beach, CA (US)

(72) Inventor: **James C Frantz**, Stroudsburg, PA (US)

(73) Assignee: **Skechers U.S.A., Inc. II**, Manhattan Beach, CA (US)

(\*\*) Term: **15 Years**

(21) Appl. No.: **29/619,694**

(22) Filed: **Sep. 29, 2017**

(51) **LOC (11) Cl.** ..... **02-99**

(52) **U.S. Cl.**  
USPC ..... **D2/969**

(58) **Field of Classification Search**  
USPC ..... D2/902, 906-908, 923, 944, 969,  
D2/971-974

CPC ... A43B 13/181; A43B 13/141; A43B 13/186;  
A43B 13/188; A43B 23/00; A43B 23/02;  
A43B 5/00; A43B 23/26; A43B 1/04;  
A43B 11/14; A43B 7/00; A43B 3/12  
See application file for complete search history.

(56) **References Cited**

**U.S. PATENT DOCUMENTS**

D115,923 S	8/1939	Grosvenor	
D292,941 S	12/1987	Kelley	
D292,944 S	12/1987	Kelley	
D478,413 S	8/2003	Robinson, Jr. et al.	
D478,414 S	8/2003	Robinson, Jr. et al.	
D487,964 S	4/2004	Ringholz	
D488,296 S	4/2004	Ringholz et al.	
D499,242 S	12/2004	Adams et al.	
D521,218 S	5/2006	Burg	
D560,339 S *	1/2008	Lane, III	D2/969
D595,937 S	7/2009	Morris	
D603,596 S *	11/2009	Feeney	D2/969

D635,348 S	4/2011	Ferreira et al.	
D646,878 S	10/2011	Huynh	
D649,758 S	12/2011	Huynh	
D654,681 S *	2/2012	Bacon	D2/906
D661,478 S *	6/2012	Lane	D2/906
D663,932 S *	7/2012	Bacon	D2/906
D663,933 S *	7/2012	Lane	D2/906
D663,934 S *	7/2012	Bacon	D2/906
D668,857 S	10/2012	Huynh	
D679,083 S	4/2013	Bosomworth	
D684,759 S *	6/2013	Lee	D2/972
D688,039 S *	8/2013	Williams, Jr.	D2/972
D709,277 S	7/2014	Takenaka	
D709,278 S	7/2014	Takenaka	
D725,360 S *	3/2015	Bacon	D2/907
D725,895 S *	4/2015	Cin	D2/972
D730,641 S	6/2015	Benge	

(Continued)

*Primary Examiner* — Dominic V Simone

(74) *Attorney, Agent, or Firm* — Marshall A. Lemer;  
Marvin H. Kleinberg; Kleinberg & Lemer, LLP

(57) **CLAIM**

The ornamental design for a design on shoe upper, as shown and described.

**DESCRIPTION**

FIG. 1 is a perspective view of a design on shoe upper in accordance with my new design.

FIG. 2 is a right side view thereof;

FIG. 3 is a left side view thereof;

FIG. 4 is a front elevation view thereof;

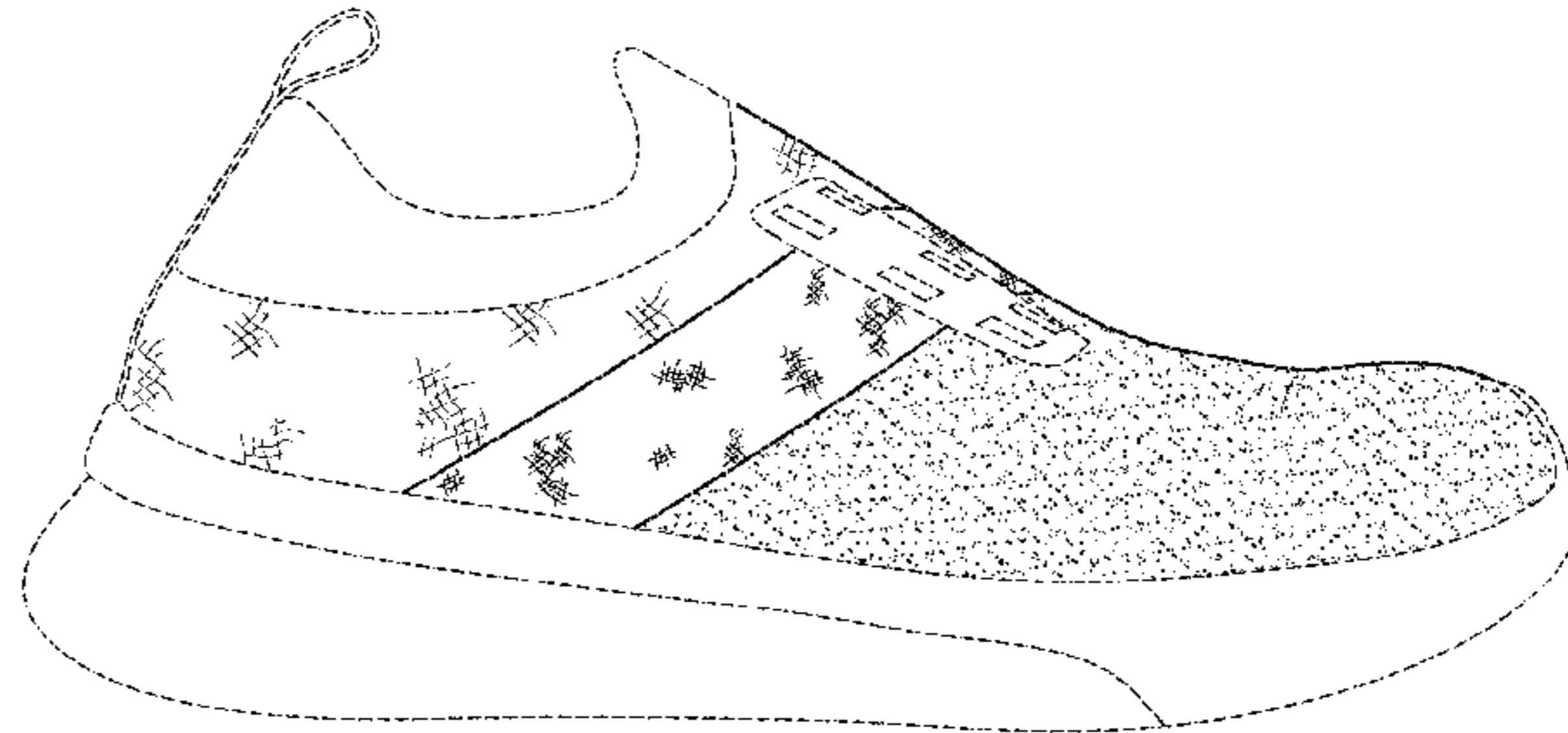
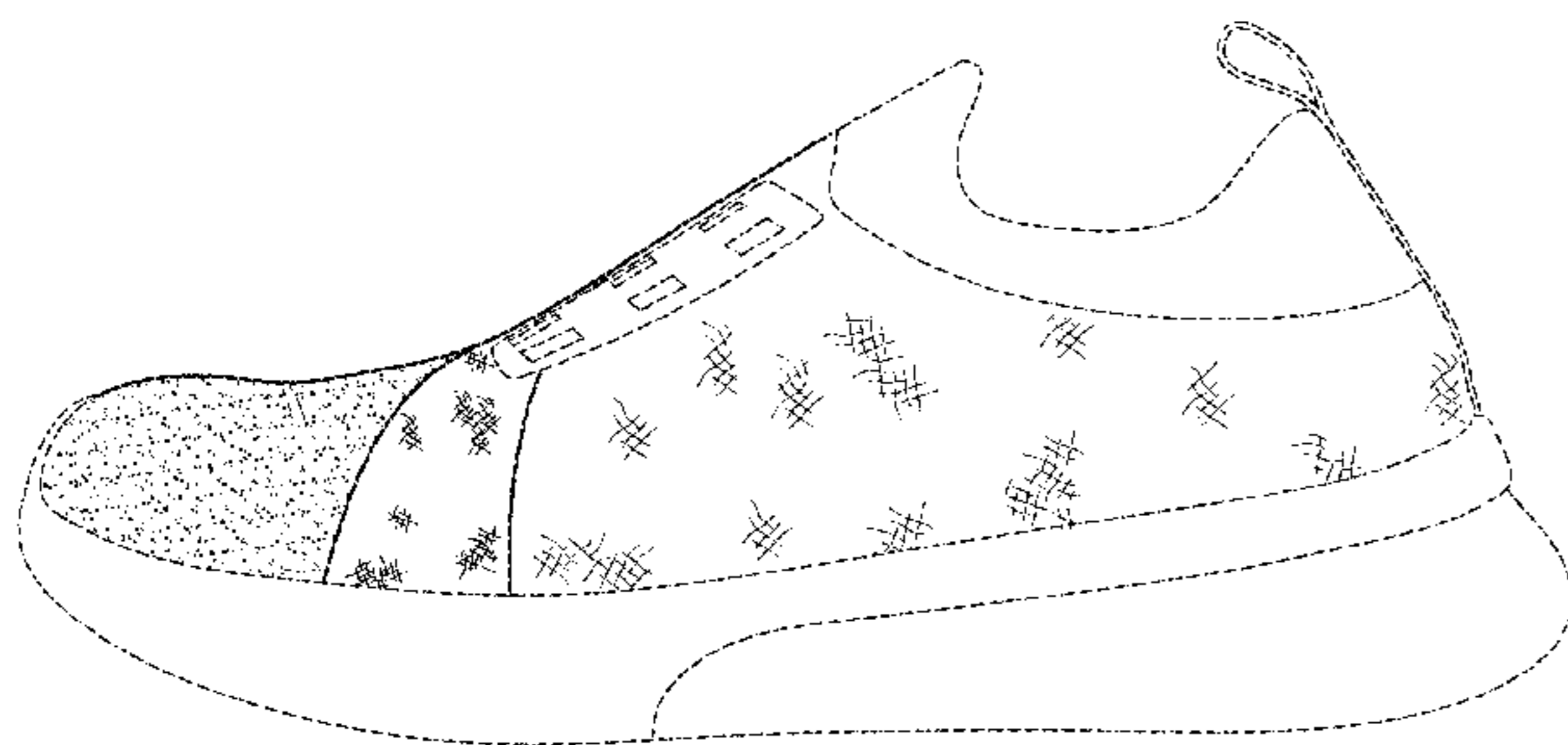
FIG. 5 is a rear elevation view thereof;

FIG. 6 is a top plan view thereof; and,

FIG. 7 is a bottom plan view thereof.

The broken lines shown in the drawings represent portions of the shoe upper that form no part of the claimed design. The stippled surface, fine hatching, and broad hatching indicate contrasting surfaces of any texture, material, or color.

**1 Claim, 7 Drawing Sheets**



(56)

**References Cited**

U.S. PATENT DOCUMENTS

D732,283 S *	6/2015	Bacon .....	D2/969
D748,904 S *	2/2016	Greenhalgh .....	D2/969
D757,413 S *	5/2016	Bacon .....	D2/969
D759,363 S *	6/2016	Lane, III .....	D2/969
D762,960 S *	8/2016	Lane, III .....	D2/969
D787,802 S *	5/2017	da Costa Pereira Machado .....	D2/972
D787,804 S *	5/2017	Raasch .....	D2/972
D787,805 S *	5/2017	Raasch .....	D2/972
D790,193 S *	6/2017	Mueller .....	D2/972
D793,706 S	8/2017	Winfield	

\* cited by examiner

FIG. 1

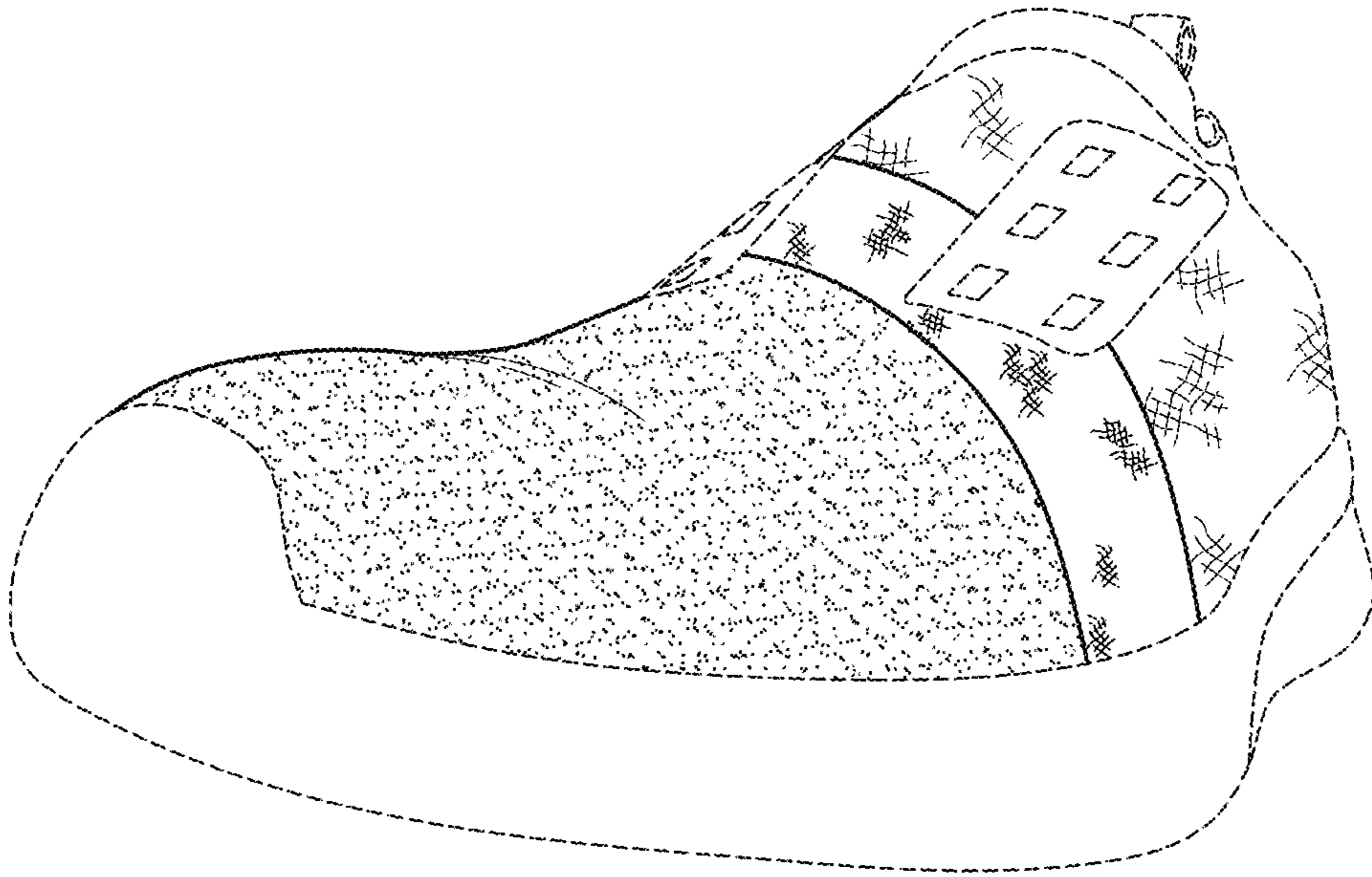


FIG. 2

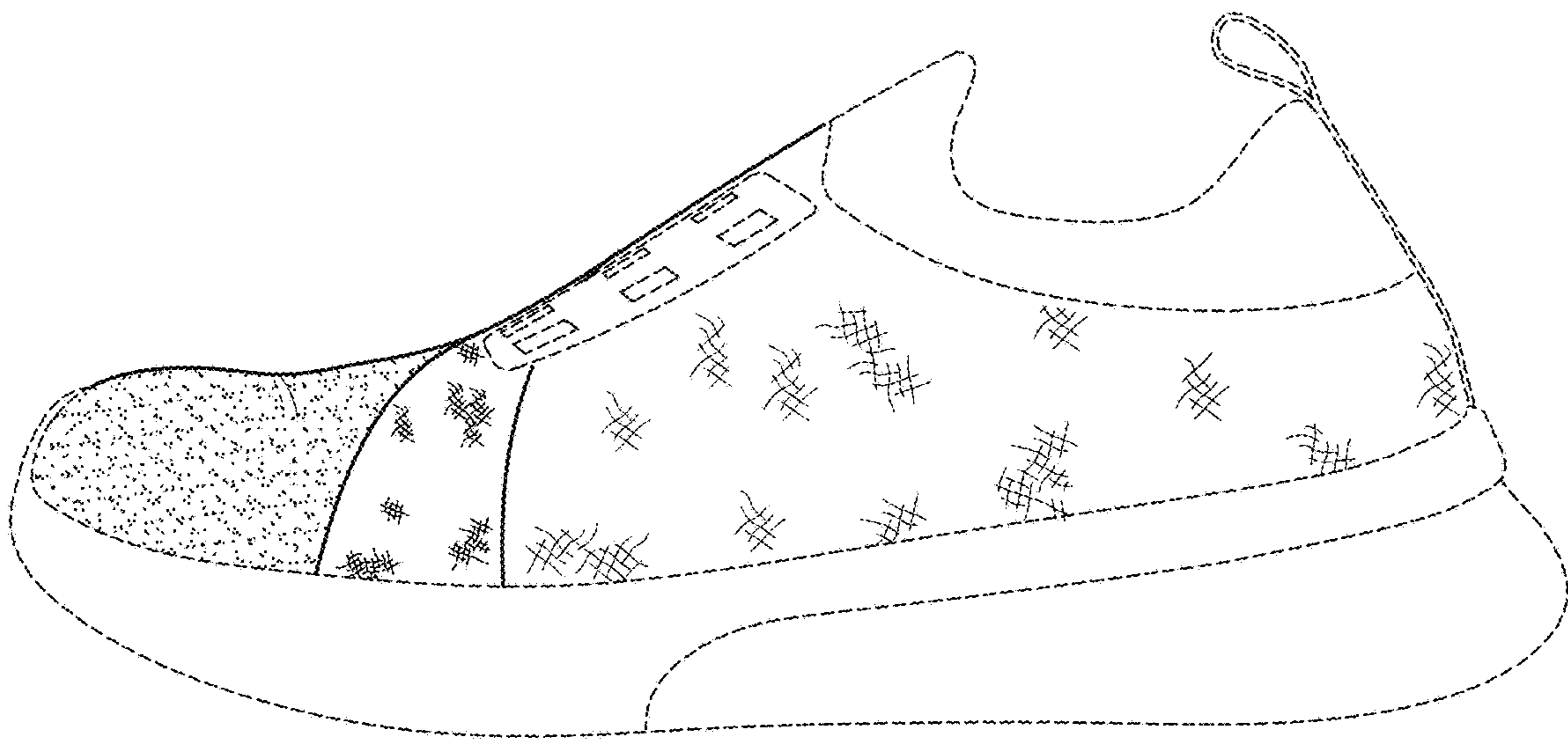


FIG. 3

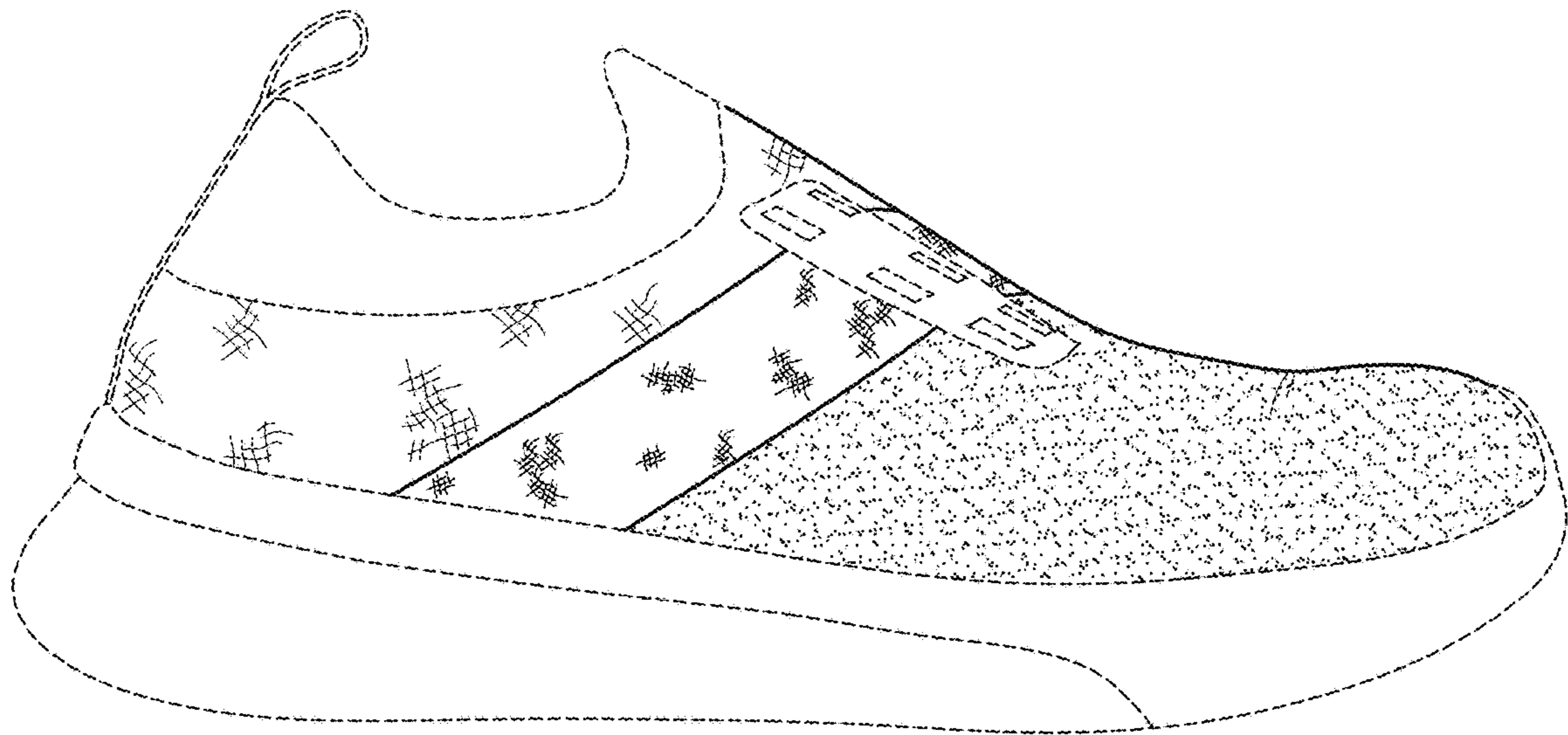


FIG. 4

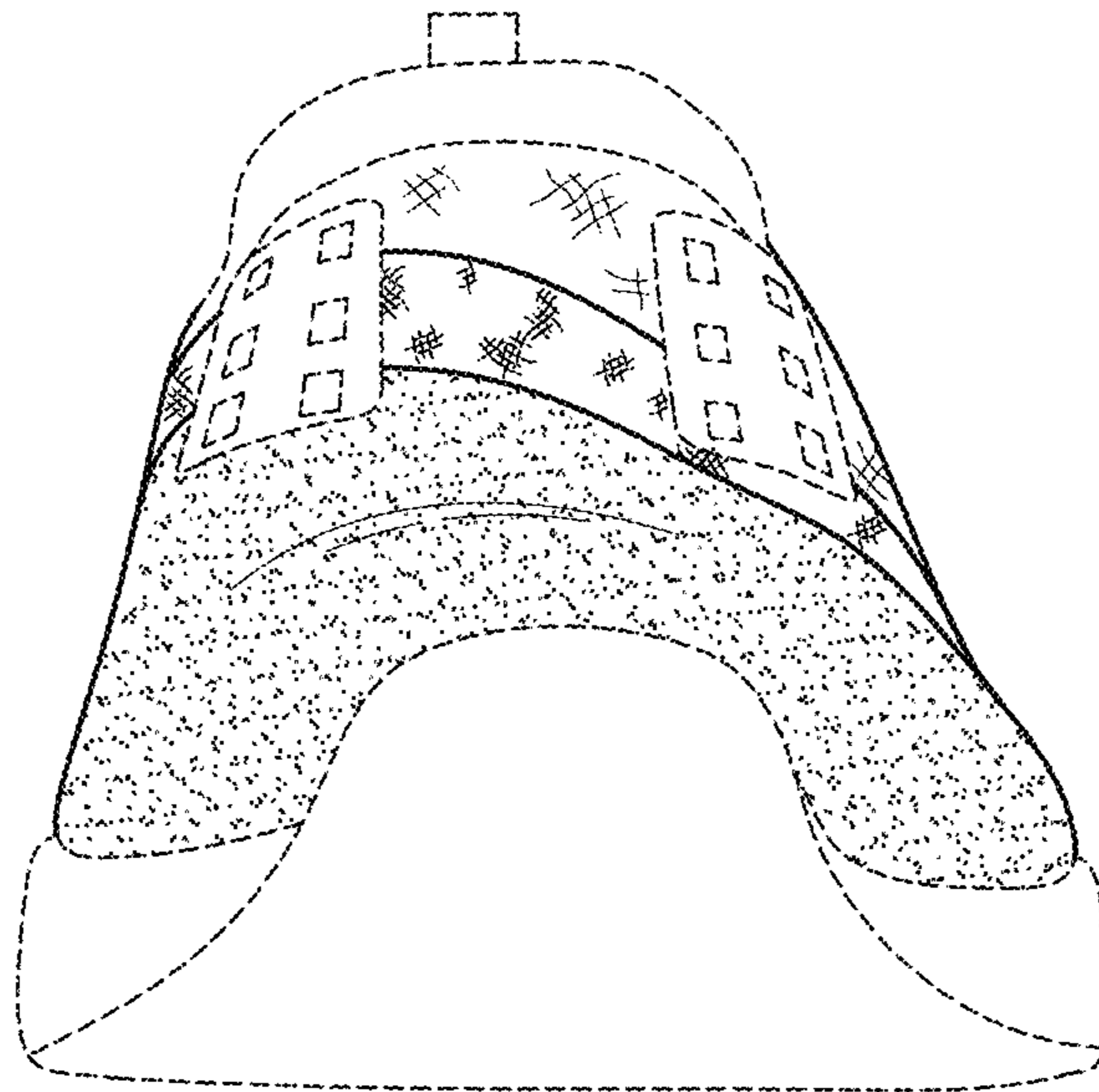


FIG. 5

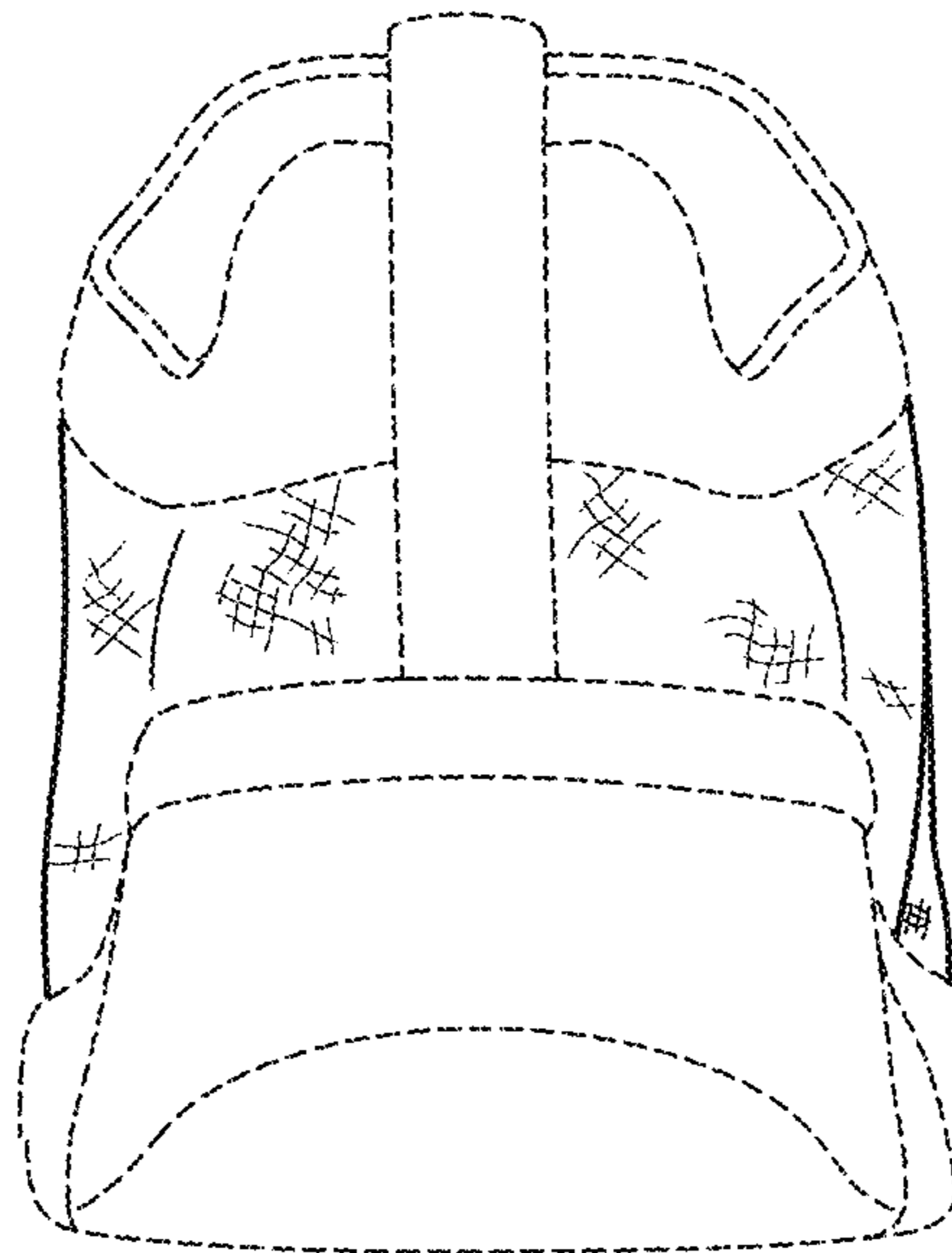


FIG. 6






FIG. 7

