



US00D810405S

(12) **United States Design Patent**  
**Weiler et al.**

(10) **Patent No.:** **US D810,405 S**  
(45) **Date of Patent:** **\*\* Feb. 20, 2018**

(54) **SUN SHIELD HEADWEAR ACCESSORY**

FOREIGN PATENT DOCUMENTS

(71) Applicant: **Thompson Weiler Enterprises LLC**,  
Mt. Kisco, NY (US)

EM 003746494-0001 \* 4/2017

(72) Inventors: **Andrew Weiler**, London (GB); **Valerie Ciptak**, Ossining, NY (US); **Leslie Asch**, Croton-on-Hudson, NY (US); **Julie DeMarchis**, Ossining, NY (US)

OTHER PUBLICATIONS

Sprigs Wear, [on-line photo]; [published to the Internet on Jul. 26, 2017]; [retrieved from the Internet on Aug. 9, 2017]; URL: <https://www.facebook.com/SprigsWear/photos/a.1351967461551095.1073741831.103862103028310/1406033479477826/?type=3&theater>. (2 pages).\*

(73) Assignee: **THOMPSON-WEILER ENTERPRISES, LLC**, Mt. Kisco, NY (US)

(Continued)

(\*\*) Term: **15 Years**

*Primary Examiner* — Karen E Eldridge Powers  
*Assistant Examiner* — Jasmine Mlinarcik

(21) Appl. No.: **29/573,727**

(74) *Attorney, Agent, or Firm* — Andrew F. Young, Esq.;  
Lackebach Siegel, LLP

(22) Filed: **Aug. 9, 2016**

(51) **LOC (11) Cl.** ..... **02-03**

(52) **U.S. Cl.**  
USPC ..... **D2/891**

(58) **Field of Classification Search**  
USPC ..... D2/500, 502, 600, 865, 866, 867, 868,  
D2/870, 873, 878, 879, 880, 881, 882,  
D2/883, 891, 893, 895; D29/101.2, 104,  
D29/106, 108  
CPC ..... A41D 23/00; A42B 1/00; A42B 1/006;  
A42B 1/008; A42B 1/02; A42B 1/04;  
A42B 1/046; A42B 1/06; A42B 1/061;  
A42B 1/064; A42B 1/066; A42B 1/08;  
A42B 1/067; A42B 1/22; A42B 5/00;  
A42C 5/00; A42C 5/04

See application file for complete search history.

(57) **CLAIM**

The ornamental design for a sun shield headwear accessory, as shown and described.

**DESCRIPTION**

FIG. 1 is a front perspective view of the present invention. FIG. 2 is a front elevation view of the invention as shown in FIG. 1.

FIG. 3 is a rear elevation view of the invention as shown in FIG. 1.

FIG. 4 is a left side elevation view of the invention as shown in FIG. 1.

FIG. 5 is a right side elevation view of the invention as shown in FIG. 1.

FIG. 6 is a top plan view of the invention as shown in FIG. 1; and,

FIG. 7 is a bottom plan view of the invention as shown in FIG. 1.

The dashed lines in the views form no part of the claimed design and reflect environmental subject matter. No claim is made to the inner surface of the sun shade.

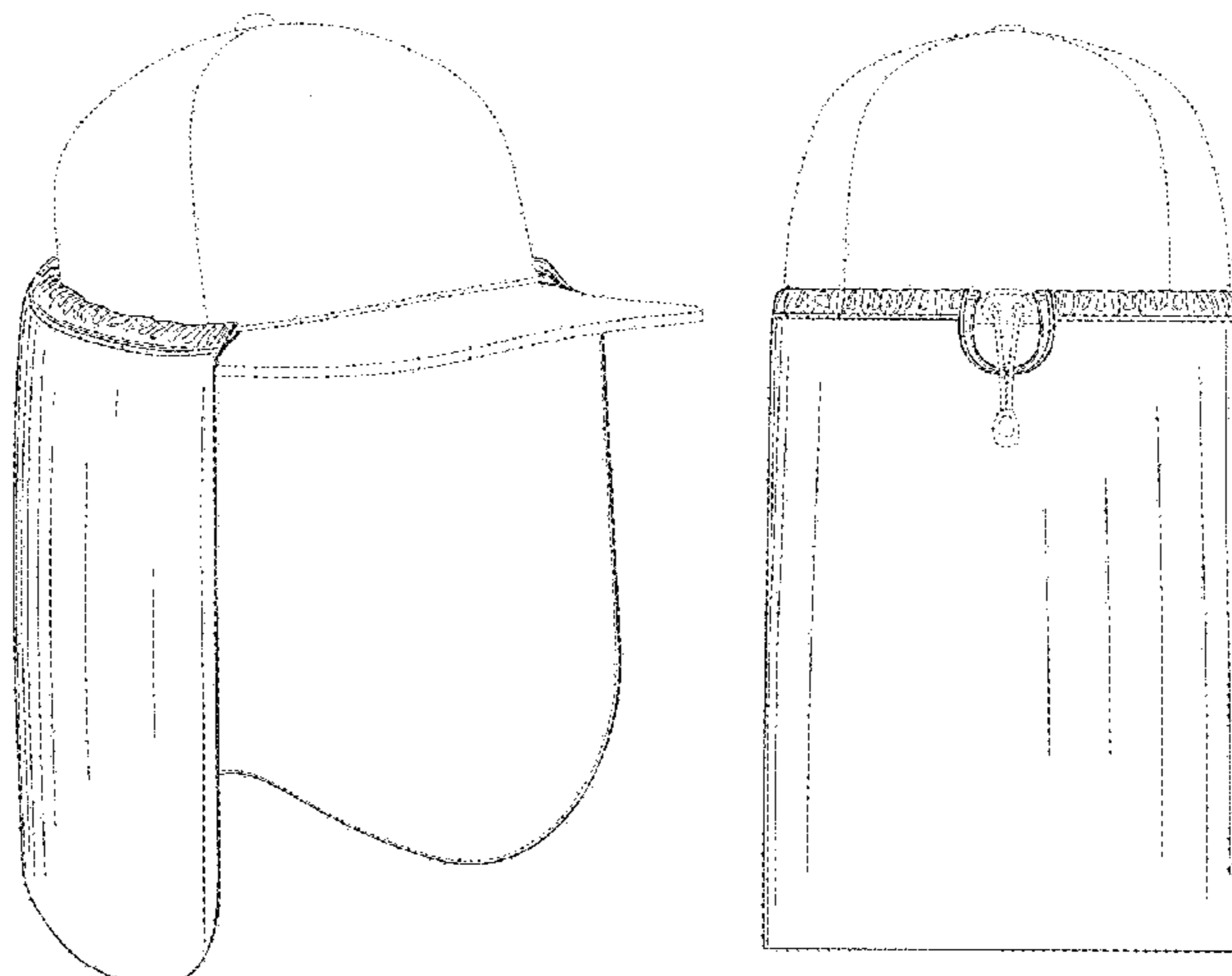
(56) **References Cited**

U.S. PATENT DOCUMENTS

D199,931 S \* 12/1964 Kline ..... 2/9  
5,091,996 A \* 3/1992 Kirby ..... A01M 31/00  
2/171  
5,355,535 A \* 10/1994 Bruder ..... A42B 1/067  
2/172

(Continued)

**1 Claim, 7 Drawing Sheets**



(56)

**References Cited**

U.S. PATENT DOCUMENTS

D355,753 S \* 2/1995 Barrett, Jr. .... D2/866  
5,448,778 A \* 9/1995 Phillips ..... A42B 1/067  
2/172  
5,669,074 A \* 9/1997 Newman, Jr. .... A42B 1/067  
2/172  
5,694,647 A \* 12/1997 Crickmore ..... A42B 1/067  
2/10  
D474,327 S \* 5/2003 Giesen ..... D2/891  
D481,198 S \* 10/2003 McKnight ..... D2/871  
D739,997 S \* 10/2015 Dalrymple ..... D2/891  
2006/0253957 A1\* 11/2006 Orozco ..... A42B 3/105  
2/171  
2008/0066216 A1\* 3/2008 Yun ..... A42B 1/067  
2/410  
2014/0013485 A1\* 1/2014 Parker ..... A42B 1/067  
2/172

OTHER PUBLICATIONS

JP 2017-002398, Notice of Reasons for Rejection dated Sep. 21,  
2017, 2 pages—English, 3 pages—Japanese.

\* cited by examiner

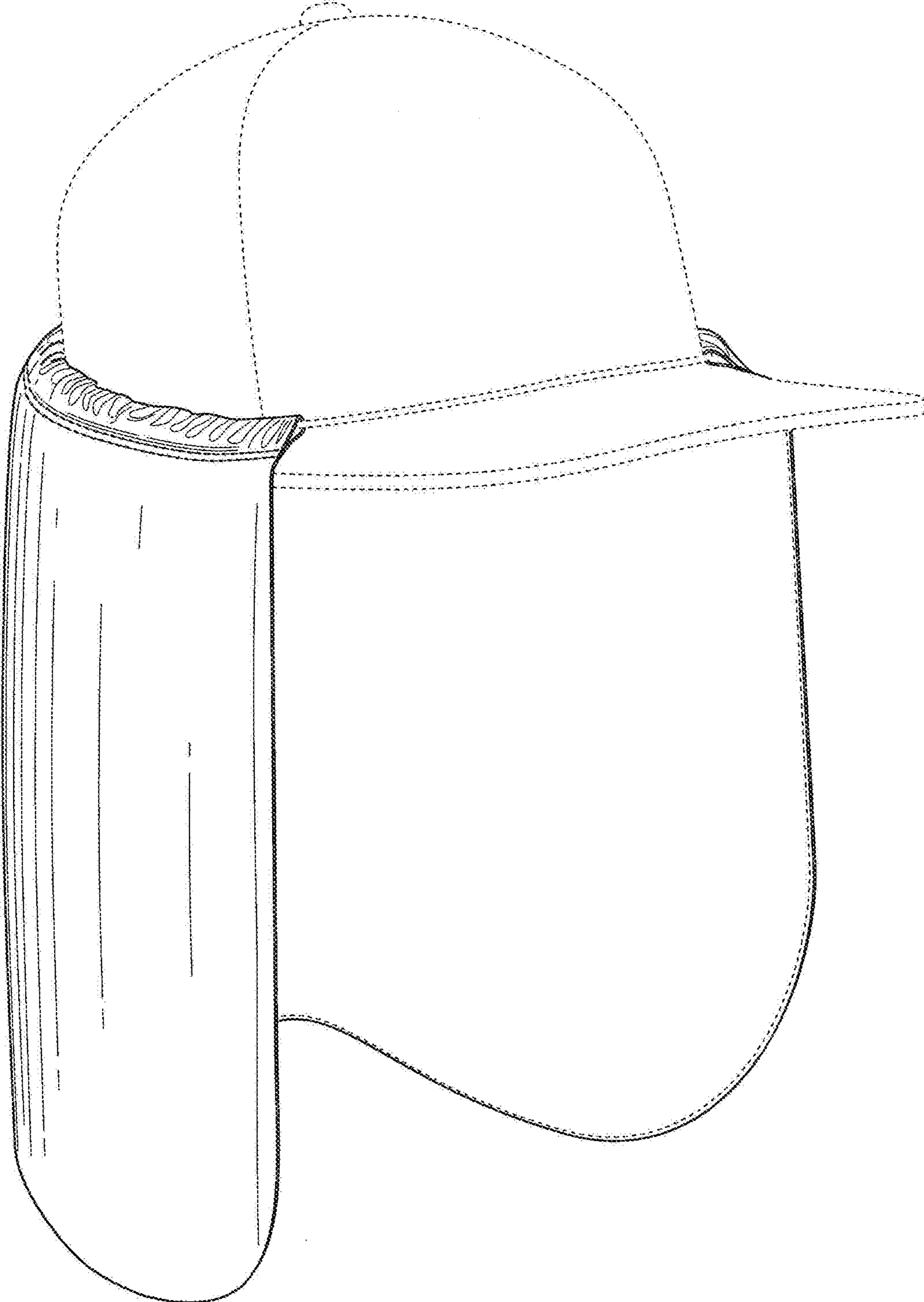


FIG. 1

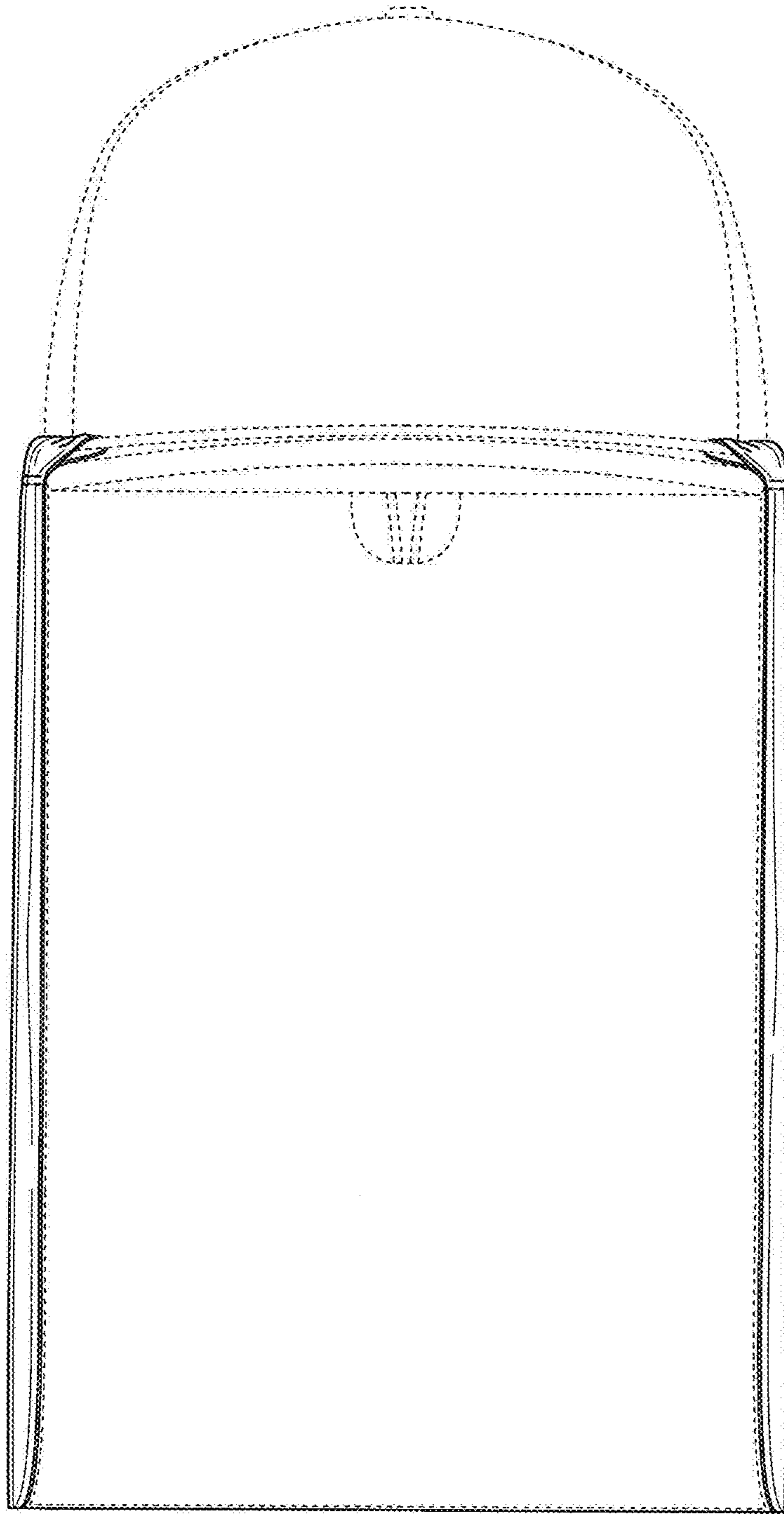


FIG. 2




FIG. 3

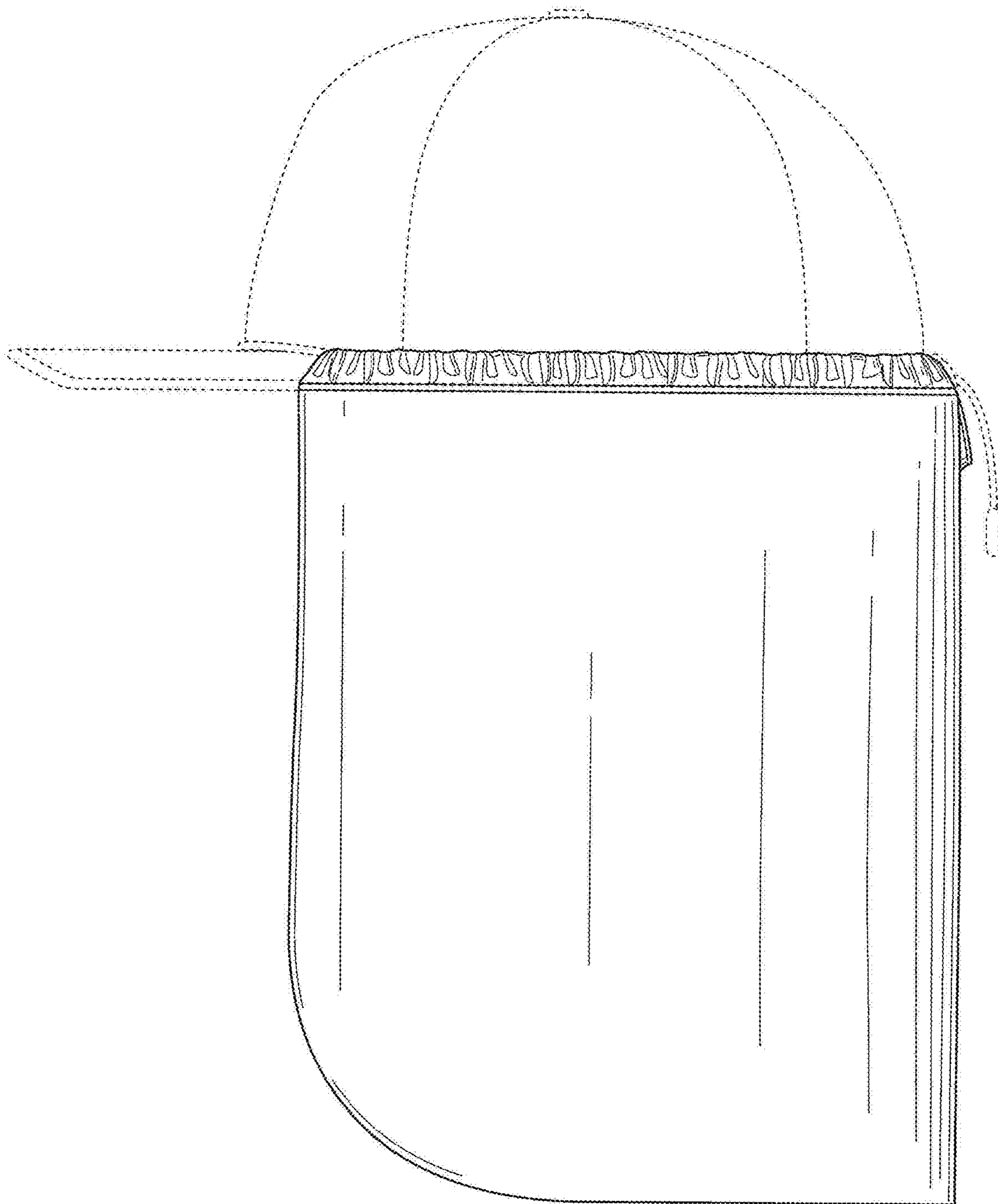


FIG. 4

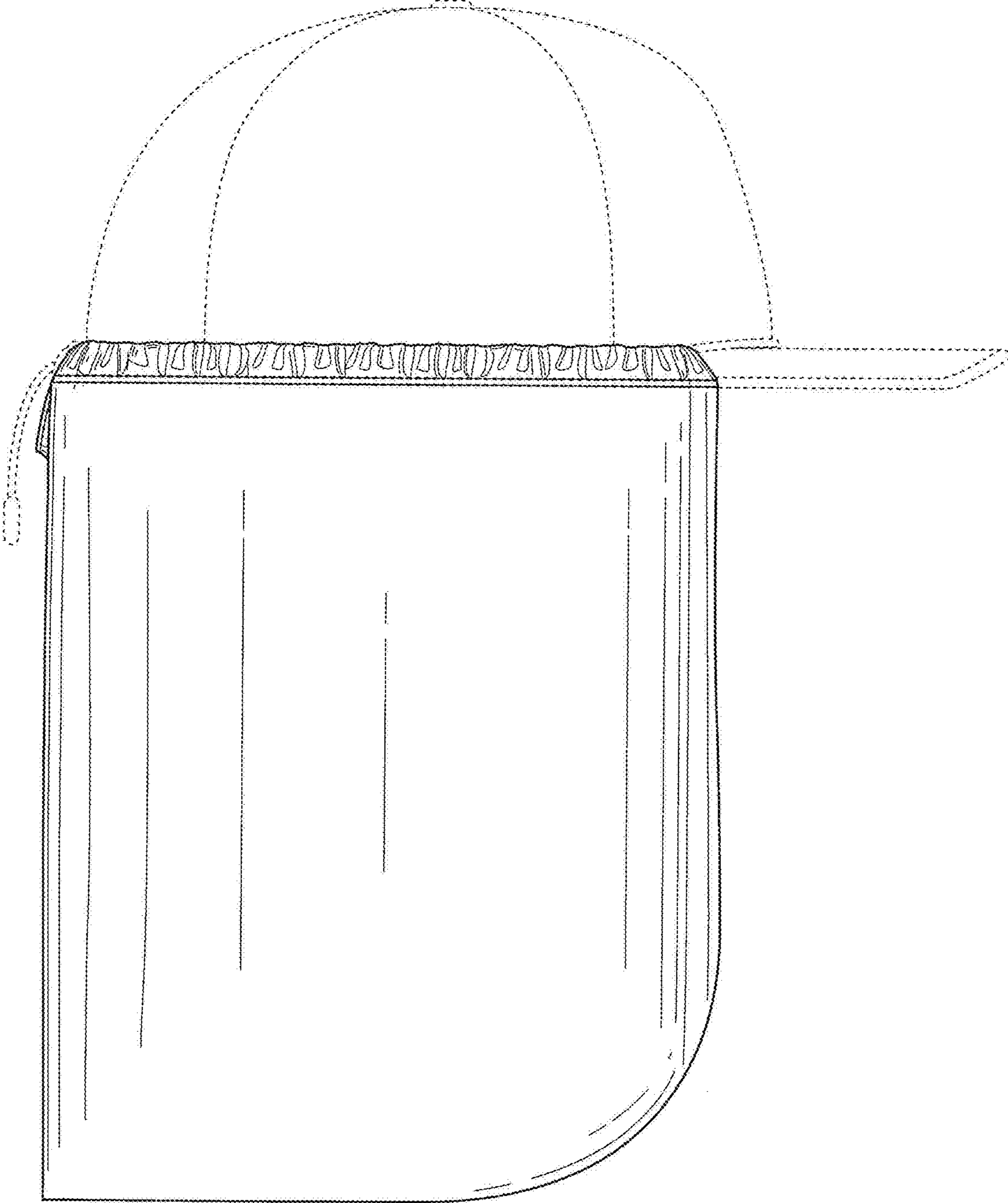


FIG. 5

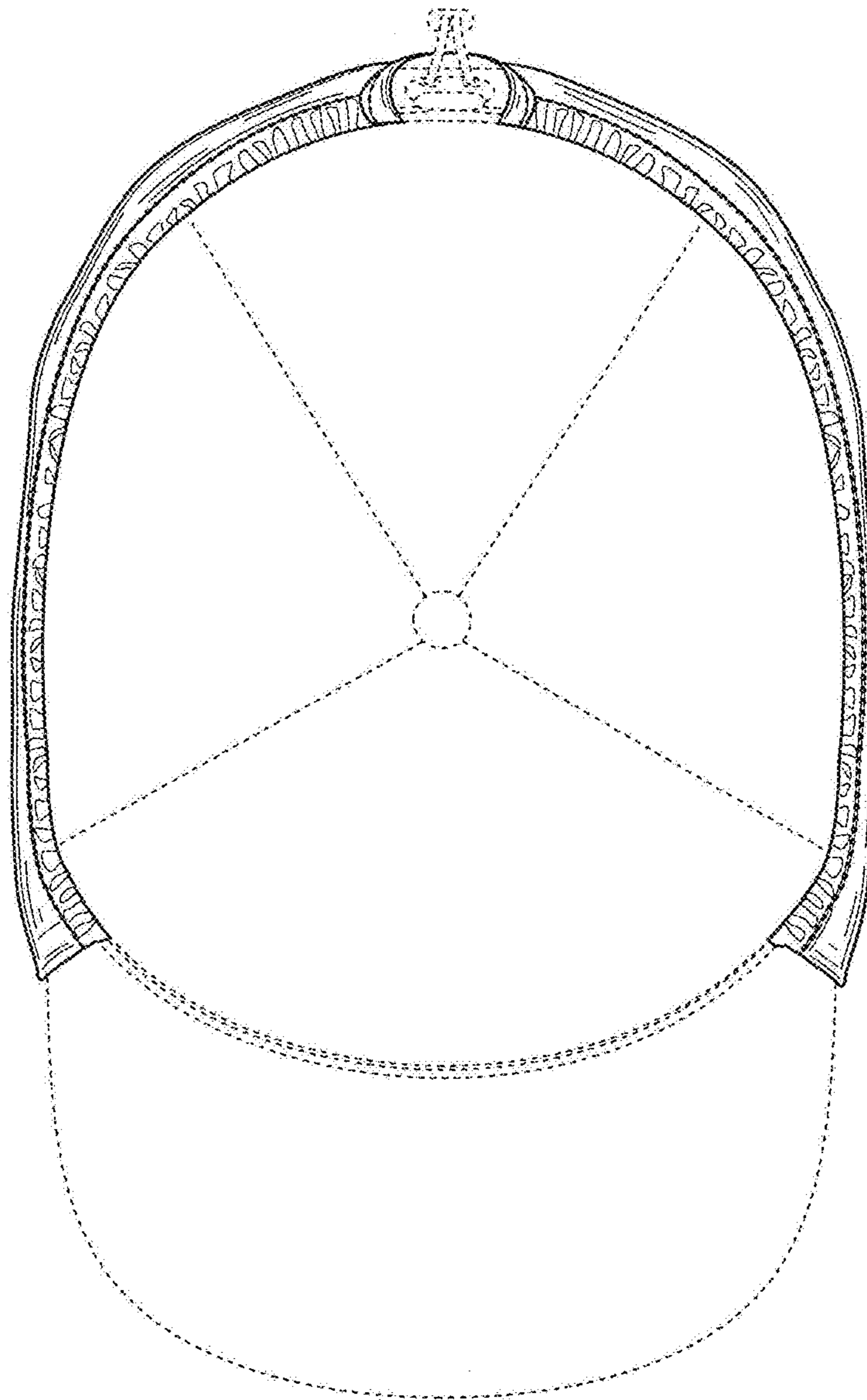


FIG. 6



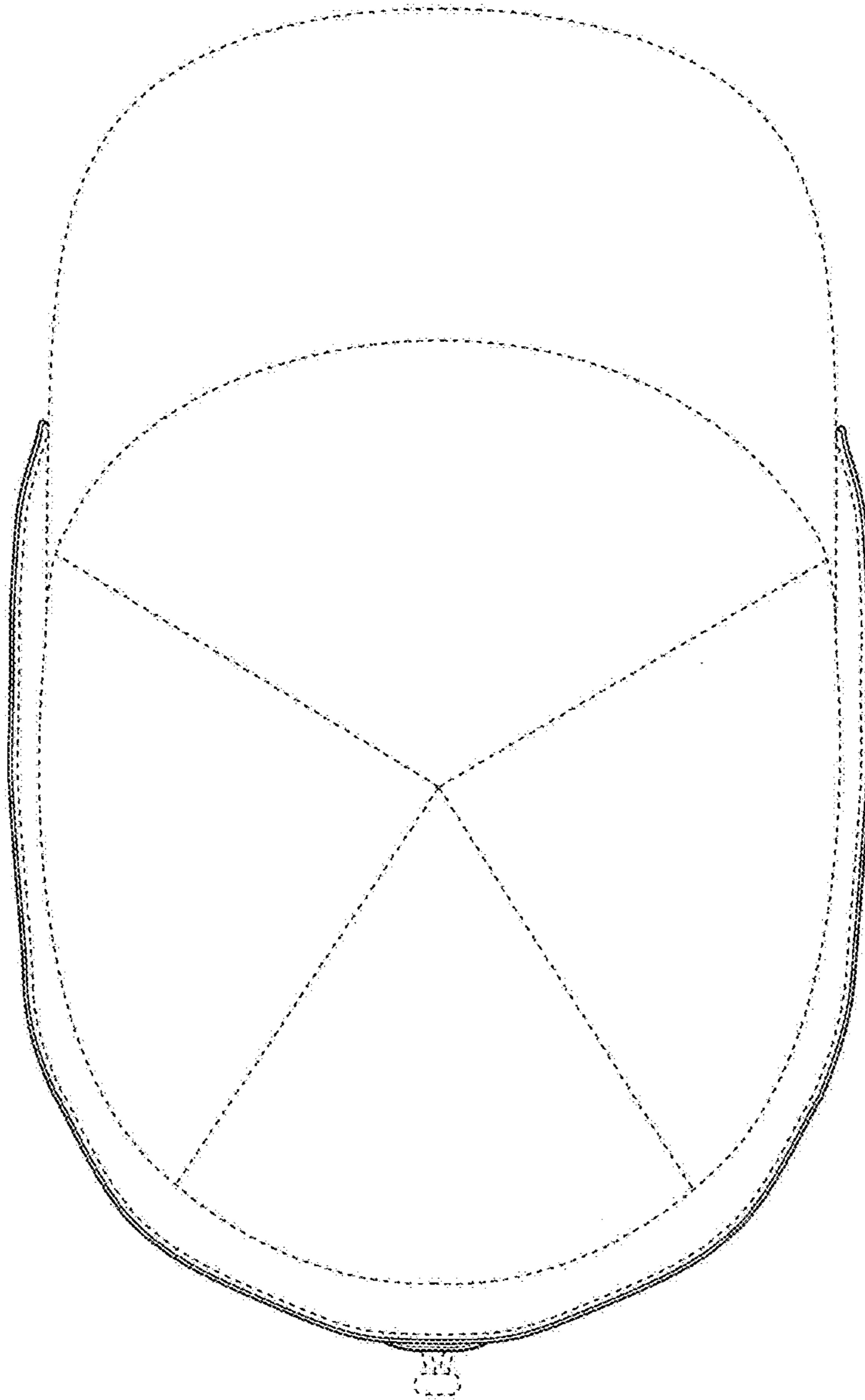


FIG. 7