



US00D810393S

(12) **United States Design Patent**
Hladek et al.

(10) **Patent No.:** **US D810,393 S**

(45) **Date of Patent:** **** Feb. 20, 2018**

- (54) **SHAPED TORTILLA**
- (71) Applicants: **Dustin Hladek**, Rancho Mission Viejo, CA (US); **Matthew Hladek**, La Quinta, CA (US)
- (72) Inventors: **Dustin Hladek**, Rancho Mission Viejo, CA (US); **Matthew Hladek**, La Quinta, CA (US)
- (**) Term: **15 Years**

2,664,812 A *	1/1954	Molina	A47J 37/1295	249/120
D267,143 S *	12/1982	Gessing	D7/411	
D275,256 S *	8/1984	Gilliam	D7/504	
D291,269 S *	8/1987	Richards	D7/504	
D300,707 S *	4/1989	Walmesley	D7/504	
D314,853 S *	2/1991	Garrett	D1/101	
D316,622 S *	5/1991	Popiel	D1/122	
D319,372 S *	8/1991	Cobb	D7/504	
D526,357 S *	8/2006	Killinger	D19/90	
D538,596 S *	3/2007	Camp	D7/504	
D564,299 S *	3/2008	Stasiak	D7/504	

- (21) Appl. No.: **29/587,221**
- (22) Filed: **Dec. 12, 2016**
- (51) **LOC (11) Cl.** **01-01**
- (52) **U.S. Cl.**
USPC **D1/122**
- (58) **Field of Classification Search**
USPC D1/100-130, 199; D7/504, 509, 510, D7/523, 524, 555, 566, 568, 584-587, D7/602, 672, 601, 629, 653, 654; D21/386; D19/90, 91; 426/92, 94, 95, 426/99, 101, 138-139, 143, 279, 282, 426/283, 391, 514; D11/146, 151, 154; D14/480.5, 484.1
CPC A21D 13/0025; A21D 13/0029; A21D 13/0074; A21D 13/0022; A21D 13/0006; A23L 1/1641; A23L 1/005
See application file for complete search history.

* cited by examiner

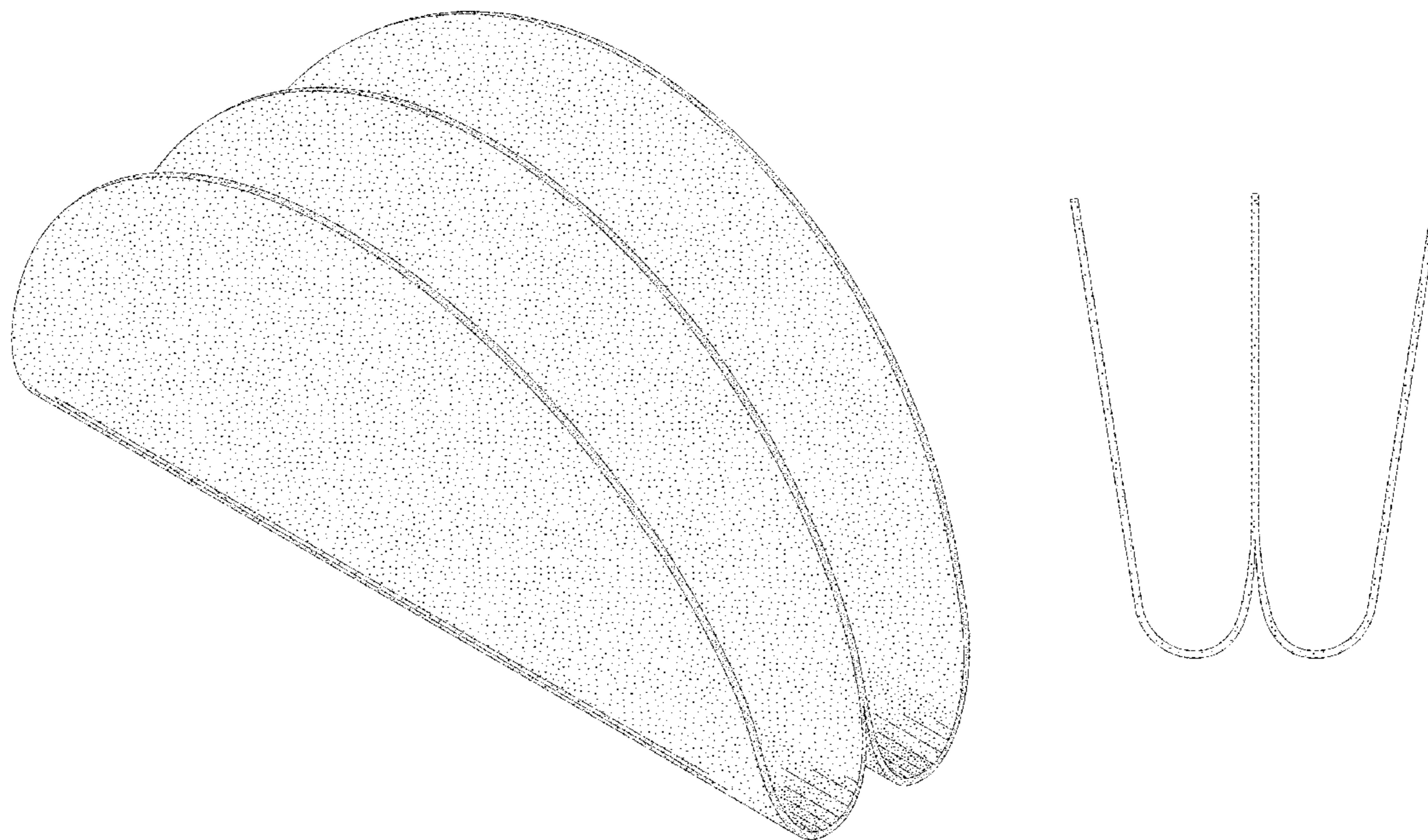
Primary Examiner — Garth Rademaker
Assistant Examiner — Katie Stofko
 (74) *Attorney, Agent, or Firm* — Dunlap Bennett & Ludwig PLLC

- (56) **References Cited**
U.S. PATENT DOCUMENTS
1,726,946 A * 9/1929 Burdick A21D 13/32 426/138
2,180,540 A * 11/1939 Moebus A47G 21/001 294/137

(57) **CLAIM**
 The ornamental design for a shaped tortilla, as shown and described.

DESCRIPTION
 FIG. 1 is a perspective view of a shaped tortilla;
 FIG. 2 is a right elevation view thereof, the left elevation view being a mirror image thereof;
 FIG. 3 is a front elevation view thereof, the rear elevation view being a mirror image thereof;
 FIG. 4 is a top plan view thereof; and,
 FIG. 5 is a bottom plan view thereof.
 The stipple shading indicates that surfaces have a light texture.

1 Claim, 4 Drawing Sheets



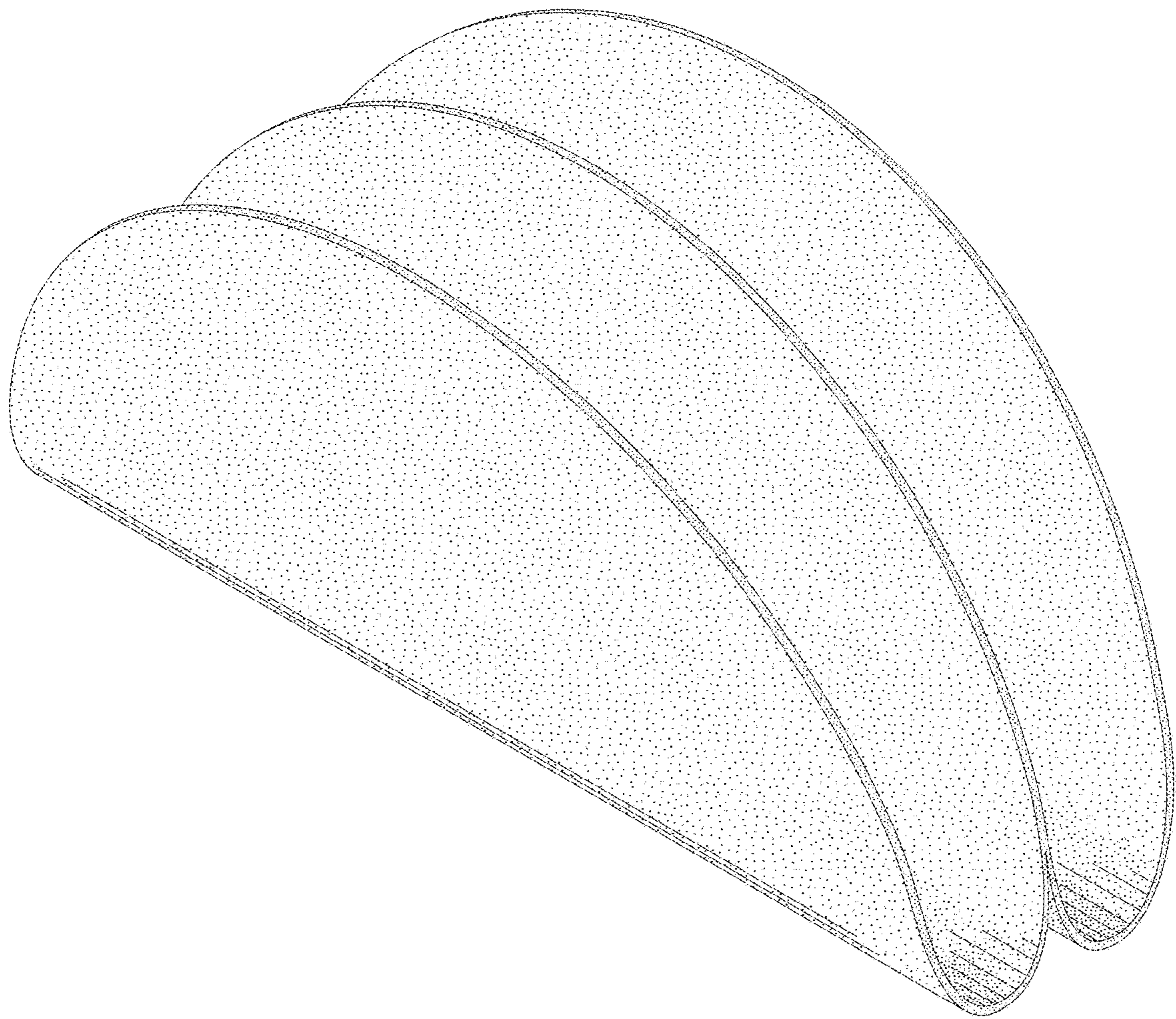


FIG.1




FIG. 2



FIG. 3




FIG.4




FIG.5