



US00D810383S

(12) **United States Design Patent** (10) **Patent No.:** **US D810,383 S**
Philips et al. (45) **Date of Patent:** **** Feb. 13, 2018**

(54) **ROSE MEMORIAL** D249,487 S * 9/1978 Grunstad D11/115
4,631,859 A * 12/1986 Letter A47G 7/06
47/41.1
(71) Applicant: **MATTHEWS RESOURCES, INC.,** D289,021 S * 3/1987 Ditto D11/117
Wilmington, DE (US) D526,235 S * 8/2006 Becker D11/63
(72) Inventors: **Dave Philips**, Pittsburgh, PA (US); 2013/0061540 A1* 3/2013 Denney E04H 13/003
Chris Kroll, Pittsburgh, PA (US) 52/103
2013/0232829 A1* 9/2013 Voiles G09F 19/22
40/124.5
(73) Assignee: **Matthews Resources, Inc.,**
Wilmington, DE (US)

(**) Term: **15 Years**

(21) Appl. No.: **29/578,126**

(22) Filed: **Sep. 19, 2016**

(51) **LOC (11) Cl.** **25-03**

(52) **U.S. Cl.**
USPC **D99/21**

(58) **Field of Classification Search**
USPC D11/31, 33, 57, 63-64, 69, 82, 100, 115,
D11/118, 134, 137, 139, 158, 173,
D11/224-225, 233, 239, 241; D99/17,
D99/21, 22; D20/26, 30, 34; D21/576,
D21/650; D26/17, 19; D6/358-359;
D9/630, 655, 657-659, 661, 663
CPC E04H 13/00; E04H 13/001; E04H 13/003;
E04H 13/008; A44C 1/00; A44C 3/001;
A44C 3/005; A47G 33/02; G09F 3/00;
G09F 19/00; G09F 19/02
See application file for complete search history.

(56) **References Cited**

U.S. PATENT DOCUMENTS

D86,459 S * 3/1932 Hutter D99/22
D88,622 S * 12/1932 Bordman D9/663
D123,265 S * 10/1940 Hobe D11/69
2,511,552 A * 6/1950 Stuempges B44F 1/08
264/112

OTHER PUBLICATIONS

Bronze, posted at Lawnwoodmemorialpark.com, posted on Feb. 13, 2017, site visited Sep. 13, 2017, <<http://www.lawnwoodmemorialpark.com/markers/>>.*

* cited by examiner

Primary Examiner — Barbara Fox
Assistant Examiner — Messina L Smith
(74) *Attorney, Agent, or Firm* — Pepper Hamilton LLP

(57) **CLAIM**

The ornamental design for a rose memorial, as shown and described.

DESCRIPTION

FIG. 1 is a front perspective view of a rose memorial, showing the new design;
FIG. 2 is a front elevation view thereof.
FIG. 3 is a back elevation view thereof.
FIG. 4 is a right side elevation view thereof.
FIG. 5 is a left side elevation view thereof.
FIG. 6 is a top elevation view thereof; and,
FIG. 7 is a bottom elevation view thereof.
The broken lines in the drawings depict portions of the rose memorial that form no part of the claimed design.

1 Claim, 5 Drawing Sheets

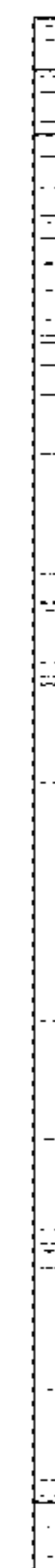





FIG. 1



FIG. 2

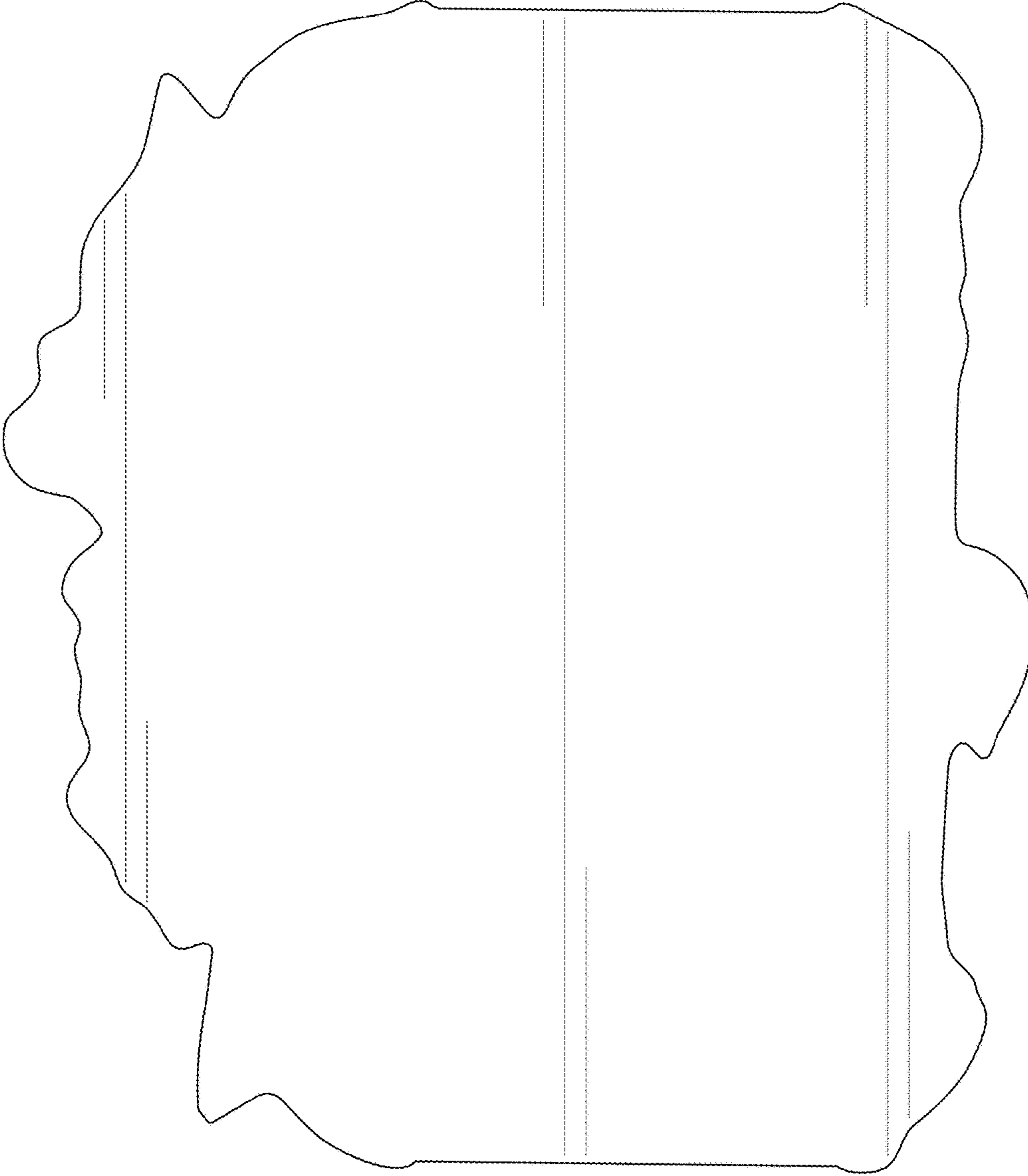


FIG. 3

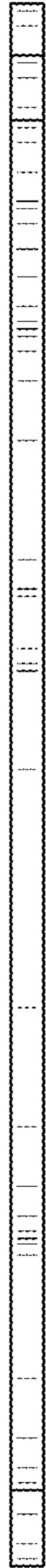


FIG. 4



FIG. 5



FIG. 6




FIG. 7