



US00D810368S

(12) **United States Design Patent** (10) **Patent No.:** **US D810,368 S**
Kessler et al. (45) **Date of Patent:** **** Feb. 13, 2018**

(54) **JEWELRY CLEANING APPLICATOR**
(71) Applicant: **Sy Kessler Sales, Inc.**, Dallas, TX (US)
(72) Inventors: **Daniel L. Kessler**, Dallas, TX (US);
Henry M. Kessler, Dallas, TX (US)
(73) Assignee: **Sy Kessler Sales, Inc.**, Dallas, TX (US)
(**) Term: **15 Years**

9,004,791 B2 * 4/2015 Acierto A45D 34/04
401/17
D733,563 S * 7/2015 Oberlender D9/519
D756,575 S * 5/2016 Flurer D32/1
D760,087 S * 6/2016 Dittmer D9/516
D762,001 S * 7/2016 Liu D27/101
D762,326 S * 7/2016 Liu D27/101
D771,881 S * 11/2016 Kessler D32/1

(21) Appl. No.: **29/534,055**
(22) Filed: **Jul. 24, 2015**
(51) **LOC (11) Cl.** **15-05**
(52) **U.S. Cl.**
USPC **D32/25**; D4/135
(58) **Field of Classification Search**
USPC D32/1, 25, 34; D27/101, 102; D9/524,
D9/726; D28/87; 215/379; D4/135,
D4/130, 132, 199
CPC A45D 40/26; A45D 40/261; A45D 40/262;
A45D 40/264; A46B 17/00; A46B 9/00;
A46B 9/028; A46B 9/10; A46B 5/005
See application file for complete search history.

OTHER PUBLICATIONS

Sparkle Wand—On the Go Jewelry Cleaner. Retrieved from the Internet on Sep. 27, 2017 at [https://www.sykessler.com/products/sparkle-wand/].*

* cited by examiner

Primary Examiner — Derrick Holland
Assistant Examiner — Yolanda Robinson
(74) *Attorney, Agent, or Firm* — Scott T. Griggs; Griggs Bergen LLP

(57) **CLAIM**

The ornamental design for a jewelry cleaning applicator, as shown and described.

(56) **References Cited**

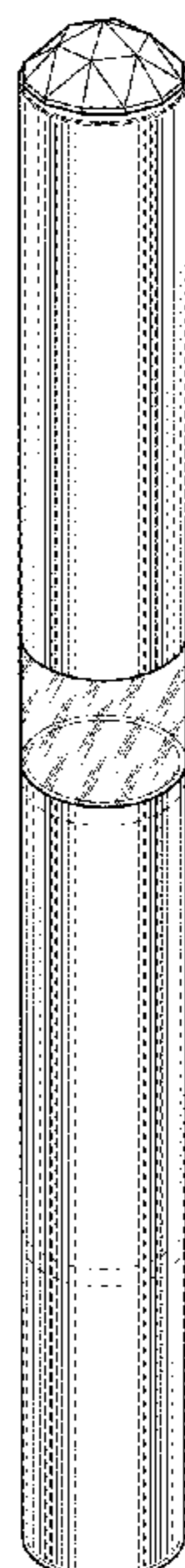
U.S. PATENT DOCUMENTS

5,042,954 A	8/1991	Banks	
5,176,754 A	1/1993	Hirzel	
5,560,067 A	10/1996	Brook	
D405,219 S *	2/1999	Dal Monte D27/101
6,231,258 B1	5/2001	Kingsly	
D565,795 S *	4/2008	Ivanova D28/76
D585,600 S *	1/2009	Althoff D28/76
D590,988 S *	4/2009	Hon D27/101
D691,810 S *	10/2013	Dana D4/108
D698,266 S *	1/2014	Downs D9/524
D703,060 S *	4/2014	Okulla D28/76
D725,490 S *	3/2015	Grosso D9/726

DESCRIPTION

FIG. 1 is a front perspective view of a jewelry cleaning applicator;
FIG. 2 is a front elevation view of the jewelry cleaning applicator shown in FIG. 1;
FIG. 3 is top plan view of the jewelry cleaning applicator shown in FIG. 1; and,
FIG. 4 is a bottom plan view of the jewelry cleaning applicator shown in FIG. 1.
The broken lines shown represent unclaimed subject matter and form no part of the claimed design.

1 Claim, 1 Drawing Sheet



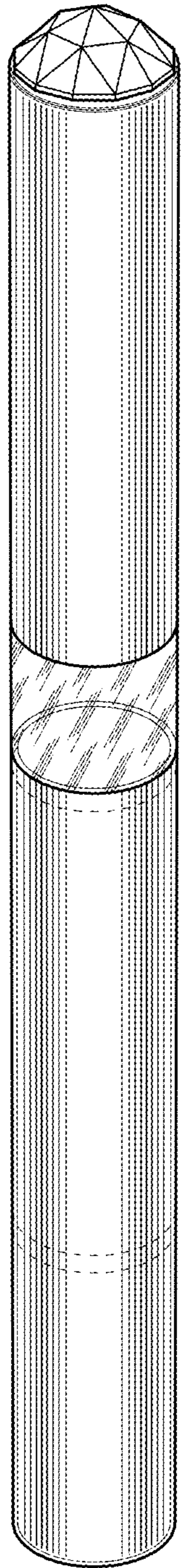


Fig.1




Fig.2

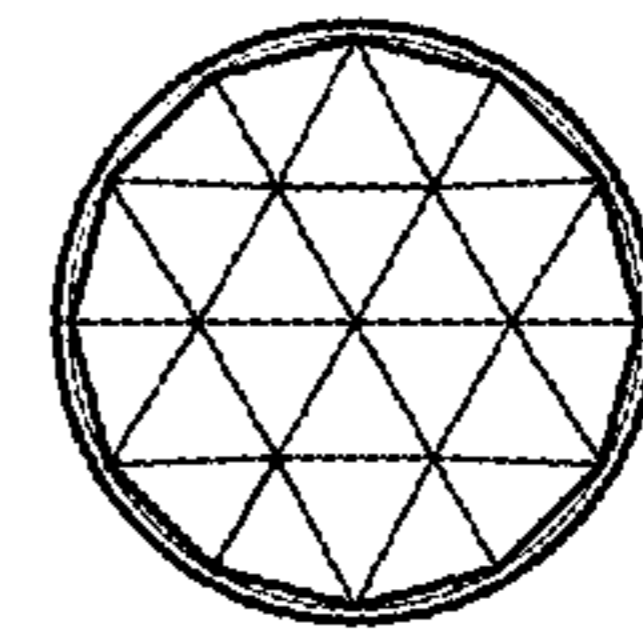


Fig.3

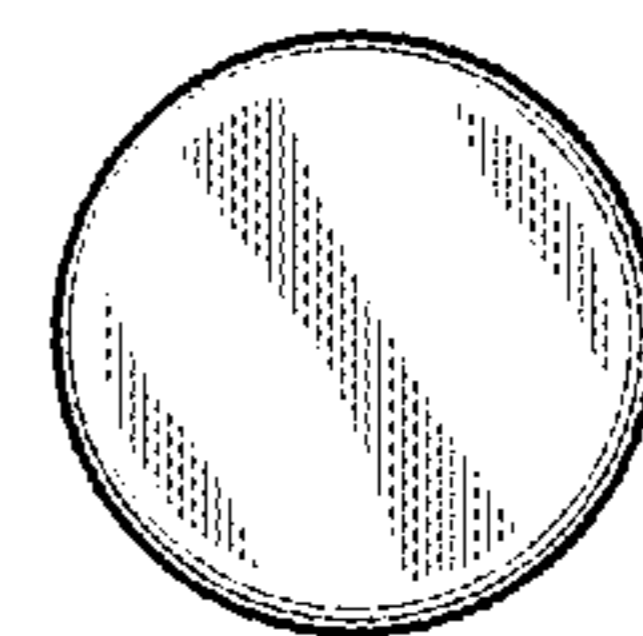


Fig.4