

US00D810367S

(12) **United States Design Patent** (10) **Patent No.:** **US D810,367 S**  
**Hickerson** (45) **Date of Patent:** **\*\* Feb. 13, 2018**

(54) **TOILET PLUNGER**  
(71) Applicant: **THE PLUNGER PROJECT, LLC**,  
Portland, OR (US)  
(72) Inventor: **Carl Alan Hickerson**, Portland, OR  
(US)  
(73) Assignee: **The Plunger Project, LLC**, Portland,  
OR (US)  
(\*\*) Term: **15 Years**  
(21) Appl. No.: **29/603,487**  
(22) Filed: **May 10, 2017**

**Related U.S. Application Data**

(63) Continuation-in-part of application No. 29/565,819,  
filed on May 24, 2016.  
(51) **LOC (11) Cl.** ..... **15-05**  
(52) **U.S. Cl.**  
USPC ..... **D32/14**  
(58) **Field of Classification Search**  
USPC ..... D32/1, 14, 25, 35; D23/223, 224;  
D6/524  
CPC ..... A47K 11/10; E03C 1/308  
See application file for complete search history.

**References Cited**

**U.S. PATENT DOCUMENTS**

D292,631 S \* 11/1987 Tash ..... D32/14  
D306,756 S \* 3/1990 Isakson ..... D23/231  
D364,251 S \* 11/1995 Novak ..... D32/35  
D437,463 S \* 2/2001 Garay ..... D32/14  
D437,667 S \* 2/2001 Hwang ..... D32/35  
D441,507 S \* 5/2001 Gholston et al. .... D32/14  
D448,534 S \* 9/2001 Wang ..... D32/35  
D454,673 S \* 3/2002 Hwang ..... D32/35  
D456,574 S \* 4/2002 Chen ..... D32/35

D457,277 S \* 5/2002 Poston ..... D32/14  
D464,775 S \* 10/2002 Larson ..... D32/35  
D465,888 S \* 11/2002 Wang ..... D32/35  
D466,658 S \* 12/2002 Van Dam ..... D32/14  
D491,702 S \* 6/2004 Tash ..... D32/14  
D509,333 S \* 9/2005 Tash ..... D32/35  
D514,760 S \* 2/2006 Schoolcraft ..... D32/35  
D535,073 S \* 1/2007 Leaphart ..... D32/35  
D684,325 S \* 6/2013 Newman ..... D32/14  
D688,840 S \* 8/2013 Wu ..... D32/14  
D690,959 S \* 10/2013 Yang ..... D6/524  
9,631,349 B2 \* 4/2017 Petner ..... E03C 1/308  
2005/0172385 A1 \* 8/2005 Jiang ..... E03C 1/308  
4/255.05  
2013/0036542 A1 \* 2/2013 Loughman ..... A47K 11/10  
4/255.11

(Continued)

*Primary Examiner* — Michael A. Pratt  
*Assistant Examiner* — Michelle E Wilson  
(74) *Attorney, Agent, or Firm* — Renaissance IP Law  
Group, LLP; David A. Crowther

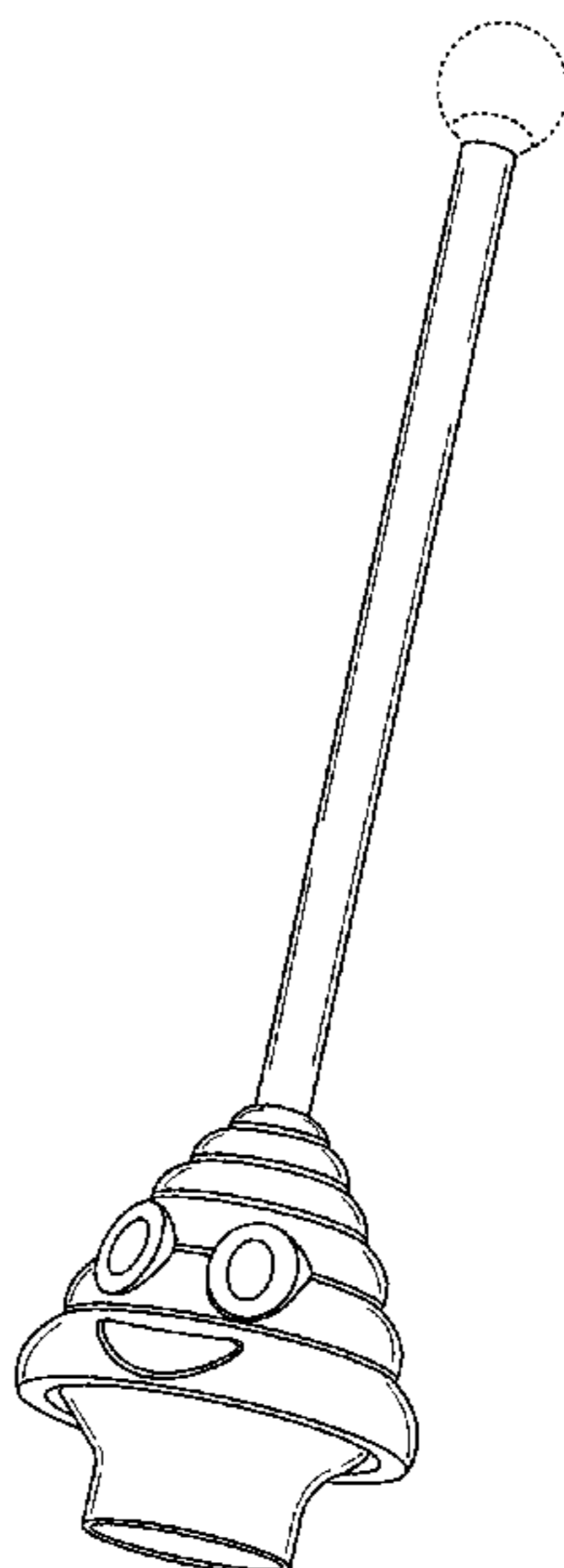
(57) **CLAIM**

The ornamental design for a toilet plunger, as shown and  
described.

**DESCRIPTION**

FIG. 1 is a first perspective view of a toilet plunger showing  
my new design;  
FIG. 2 is a second perspective view of the toilet plunger of  
FIG. 1;  
FIG. 3 is a front view of the toilet plunger of FIG. 1;  
FIG. 4 is a back view of the toilet plunger of FIG. 1;  
FIG. 5 is a first side view of the toilet plunger of FIG. 1;  
FIG. 6 is a second side view of the toilet plunger of FIG. 1;  
FIG. 7 is a top view of the toilet plunger of FIG. 1; and,  
FIG. 8 is a bottom view of the toilet plunger of FIG. 1.  
The broken lines illustrate portions of the toilet plunger and  
form no part of the claimed design.

**1 Claim, 7 Drawing Sheets**



(56)

**References Cited**

U.S. PATENT DOCUMENTS

2013/0125298 A1\* 5/2013 Guthrie ..... E03C 1/308  
4/255.11  
2014/0033419 A1\* 2/2014 Daciw ..... E03D 9/00  
4/255.11  
2014/0075661 A1\* 3/2014 Zeng ..... E03D 9/00  
4/255.11  
2014/0115768 A1\* 5/2014 Wang ..... E03D 9/00  
4/255.11  
2015/0240466 A1\* 8/2015 Schultz ..... A47K 11/10  
4/255.11  
2016/0298322 A1\* 10/2016 Zavala ..... E03C 1/308

\* cited by examiner

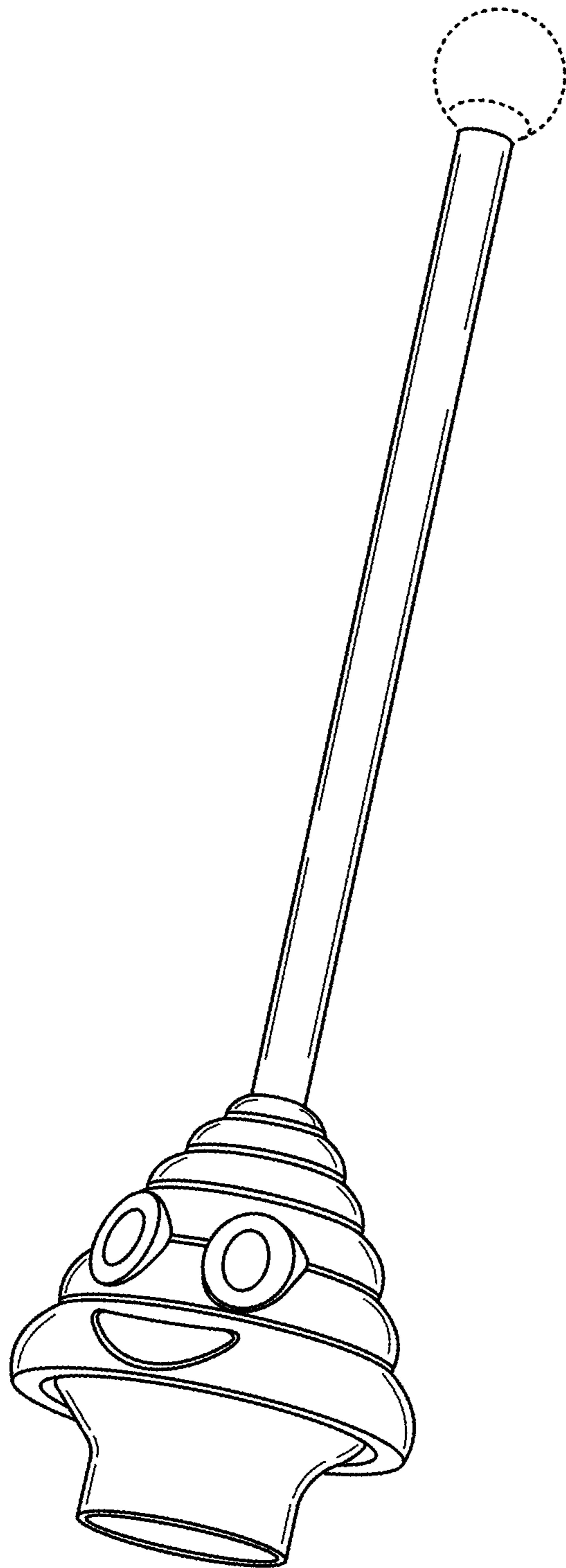


FIG. 1

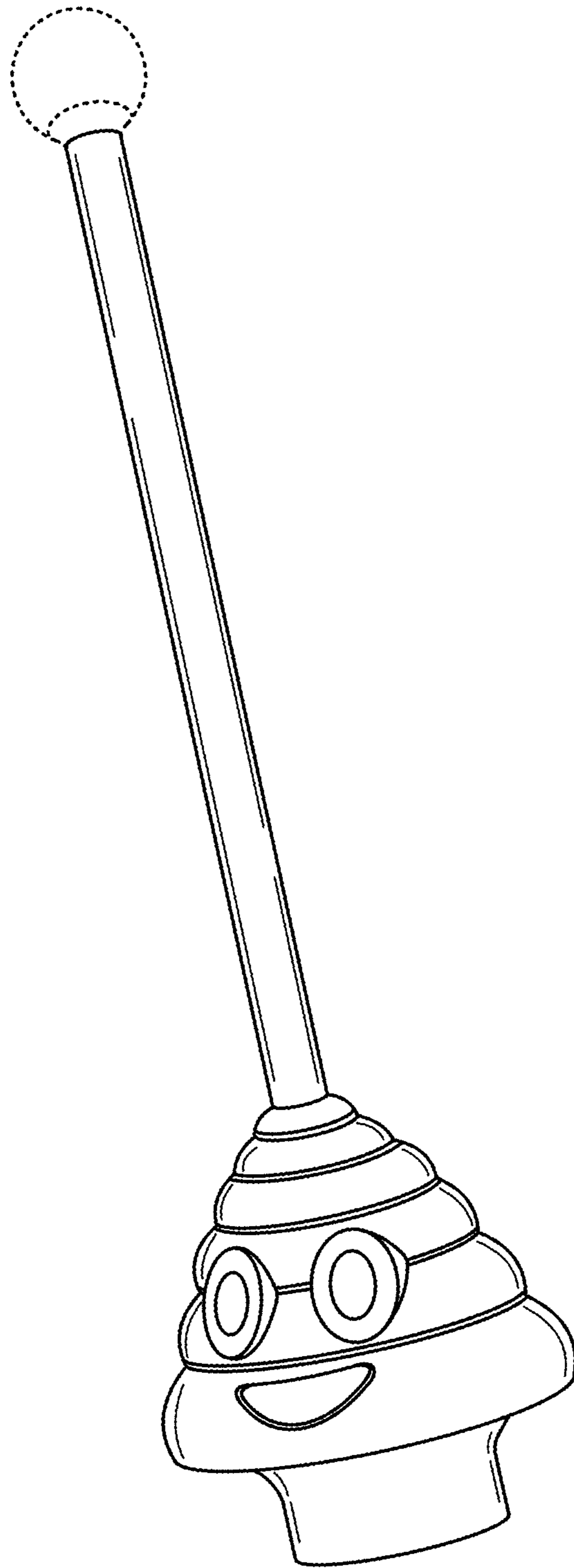


FIG. 2

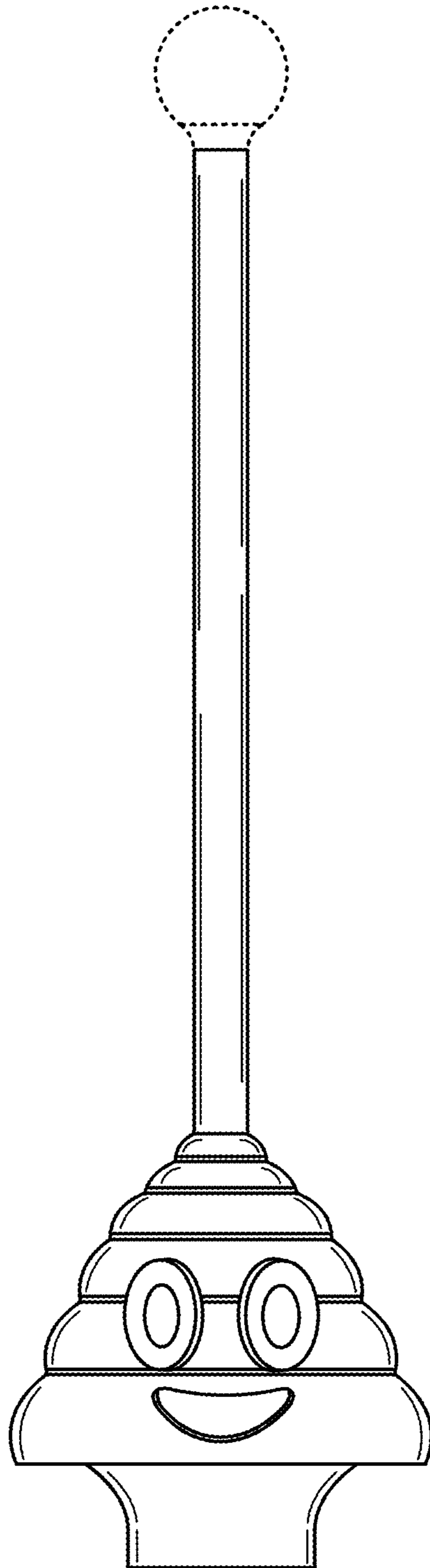


FIG. 3

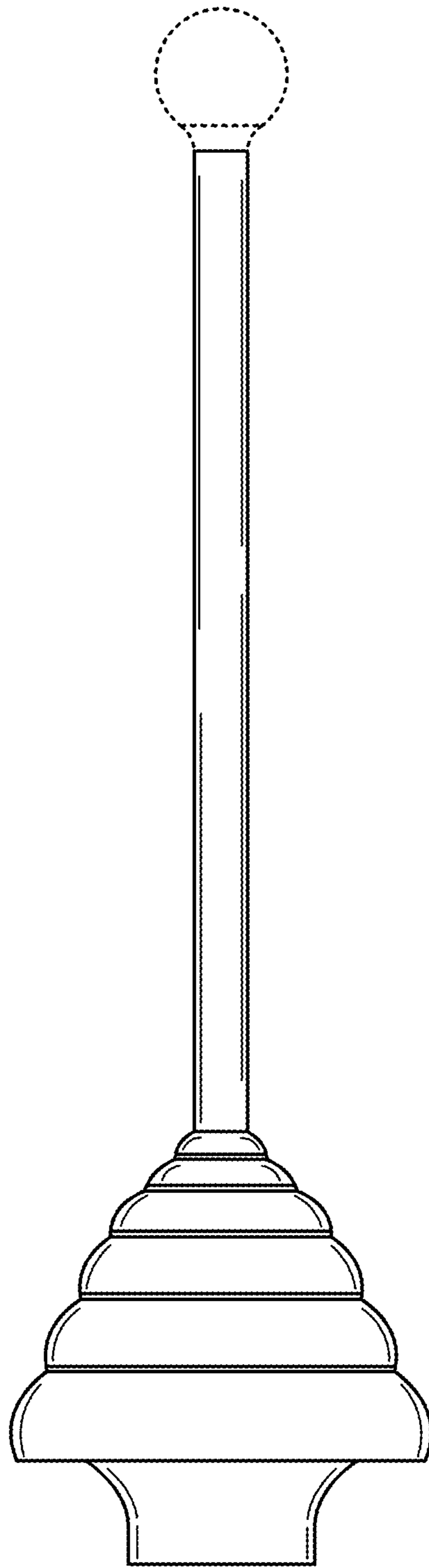


FIG. 4

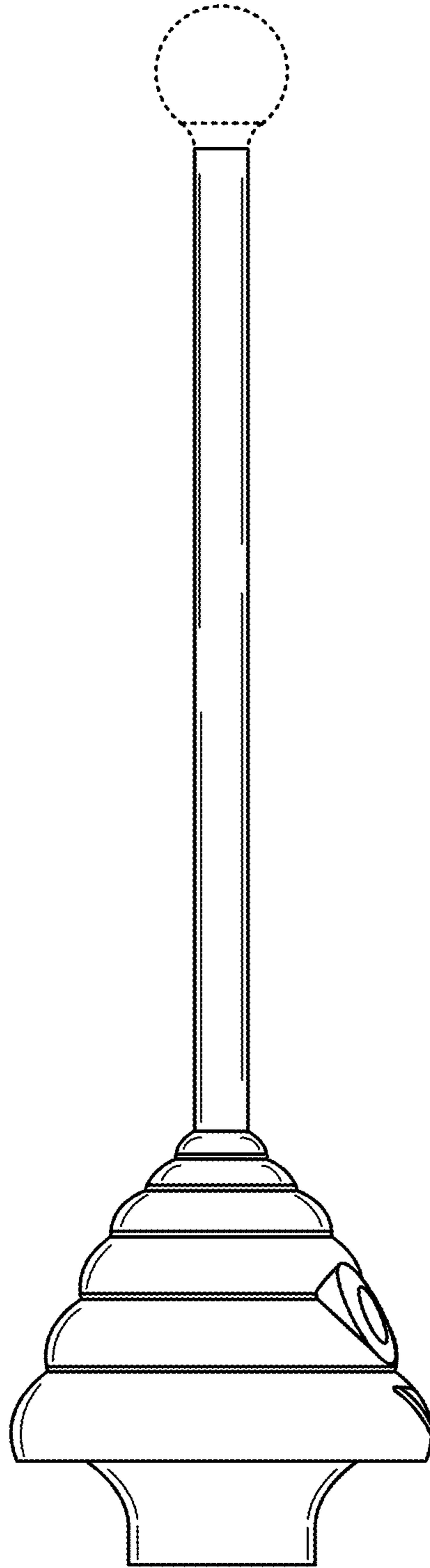


FIG. 5

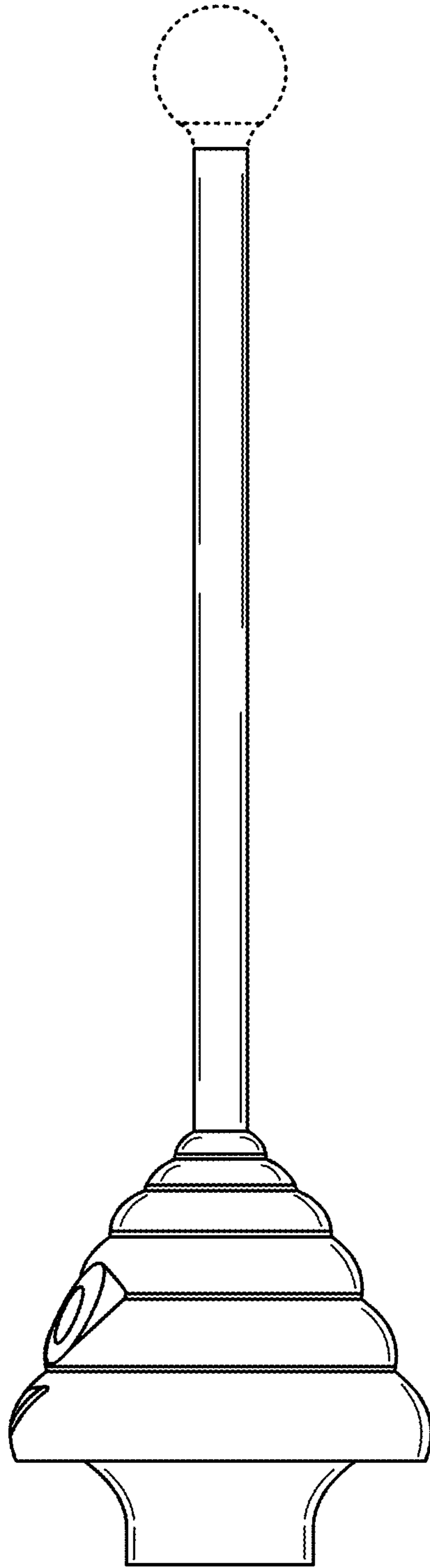


FIG. 6



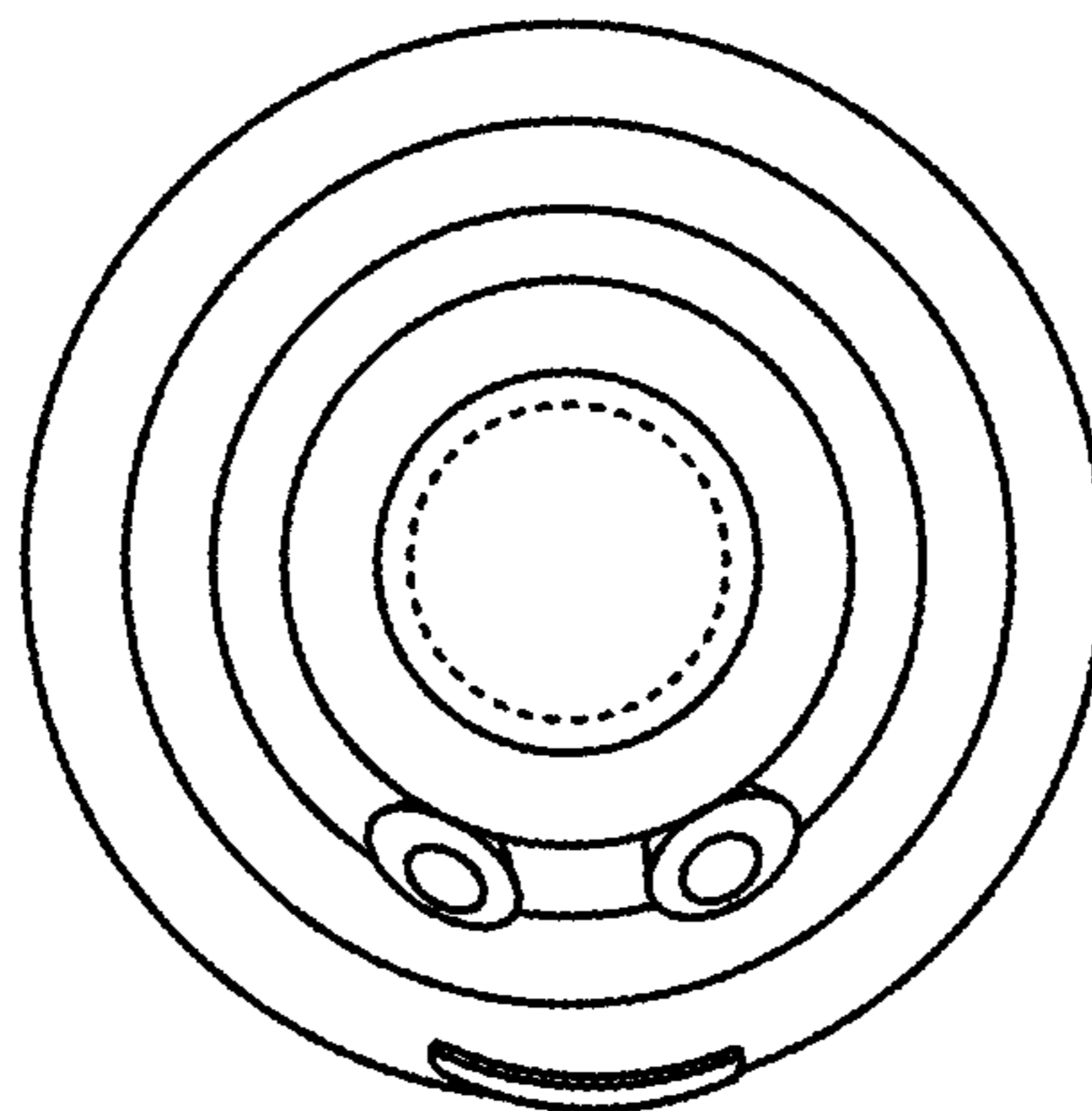


FIG. 7

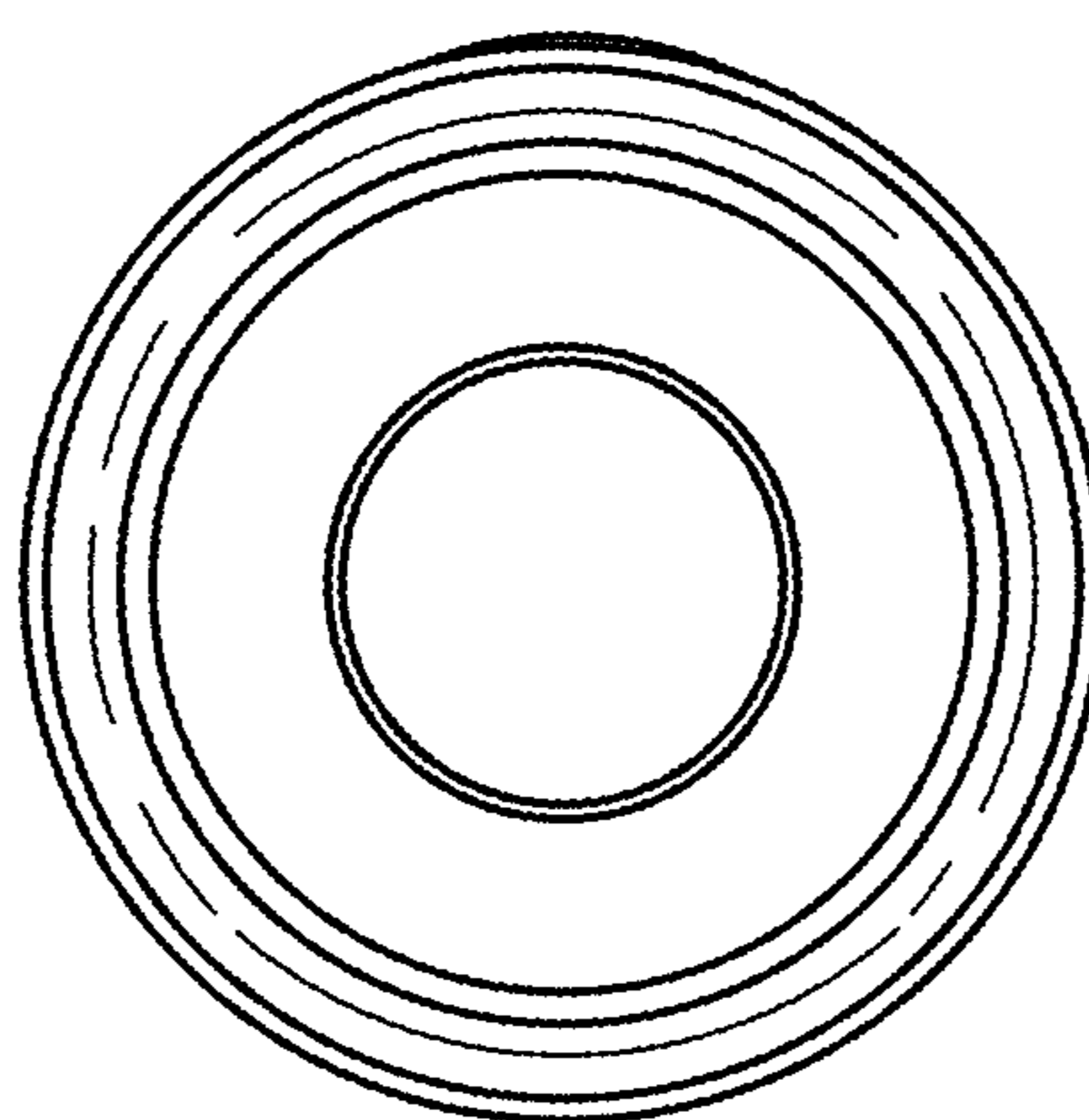


FIG. 8