



US00D810359S

(12) **United States Design Patent**
Pennington

(10) **Patent No.:** **US D810,359 S**
(45) **Date of Patent:** **** Feb. 13, 2018**

- (54) **CHANGEABLE HAIR BAND COVER**
- (71) Applicant: **Aleta Pennington**, Topeka, KS (US)
- (72) Inventor: **Aleta Pennington**, Topeka, KS (US)
- (**) Term: **15 Years**
- (21) Appl. No.: **29/592,259**
- (22) Filed: **Jan. 27, 2017**
- (51) **LOC (11) Cl.** **28-03**
- (52) **U.S. Cl.**
USPC **D28/43**
- (58) **Field of Classification Search**
USPC D28/39-43, 32, 33, 34; D2/869, 874,
D2/875, 888-890; D11/3-6; 132/53-56,
132/201, 273-275, 101, 126, 128-131,
132/144; 2/DIG. 11, 170
CPC A45D 8/00; A45D 8/36; A45D 2008/004;
A42C 5/02
See application file for complete search history.

- 7,473,004 B1 * 1/2009 Tsai A44C 15/0015
362/104
- D712,094 S * 8/2014 Branson A45D 8/36
D28/41
- 8,919,354 B2 * 12/2014 Davis A45D 8/36
132/275
- D771,312 S * 11/2016 Costanz D28/41
- D788,627 S * 6/2017 Park D11/5
- 9,763,507 B2 * 9/2017 Sze A45D 8/36
- 2012/0125360 A1 * 5/2012 Hill A45D 8/36
132/275

* cited by examiner

Primary Examiner — Susan Bennett Hattan
Assistant Examiner — Rebecca Tsehaye
(74) *Attorney, Agent, or Firm* — RG Patent Consulting,
LLC; Rachel Gilboy

(57) **CLAIM**

The ornamental design for a changeable hair band cover, as shown and described.

DESCRIPTION

FIG. 1 is a perspective view of the changeable hair band cover showing my new design; FIG. 2 is a front elevation view thereof; FIG. 3 is a rear elevation view thereof; FIG. 4 is a right elevation view thereof; FIG. 5 is a left elevation view thereof; FIG. 6 is a top plan view thereof; and, FIG. 7 is a bottom plan view thereof. Broken lines are included for depicting environmental subject matter and form no part of the claimed design.

1 Claim, 5 Drawing Sheets

- (56) **References Cited**
U.S. PATENT DOCUMENTS
- 5,697,386 A * 12/1997 Chang A45D 8/36
132/273
- 5,979,466 A * 11/1999 Chung A45D 8/36
132/273
- 6,024,102 A * 2/2000 Huang A45D 8/36
132/273
- 6,237,611 B1 * 5/2001 LeCrone A41D 20/00
132/275
- D465,883 S * 11/2002 Moher D28/41



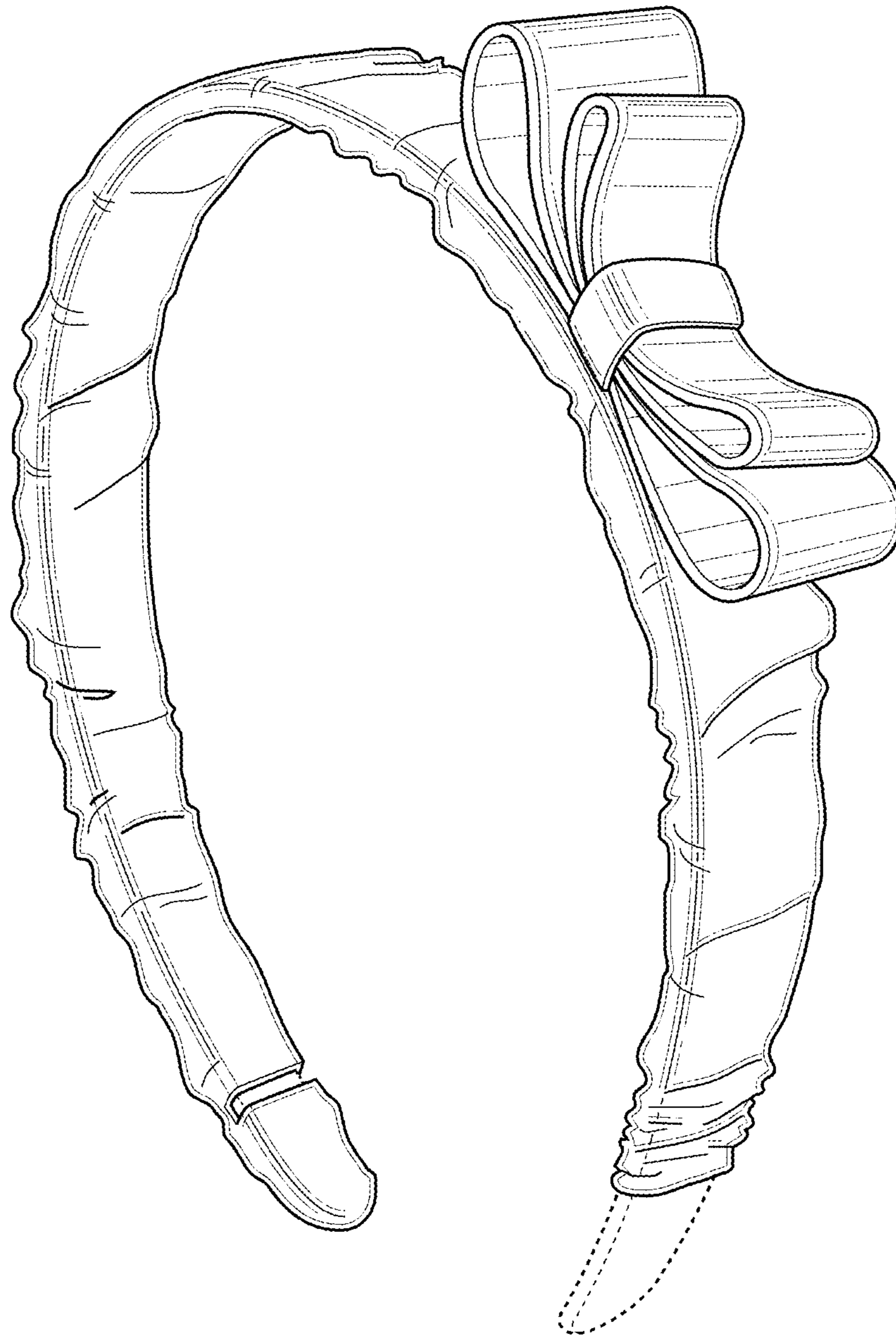


FIG. 1

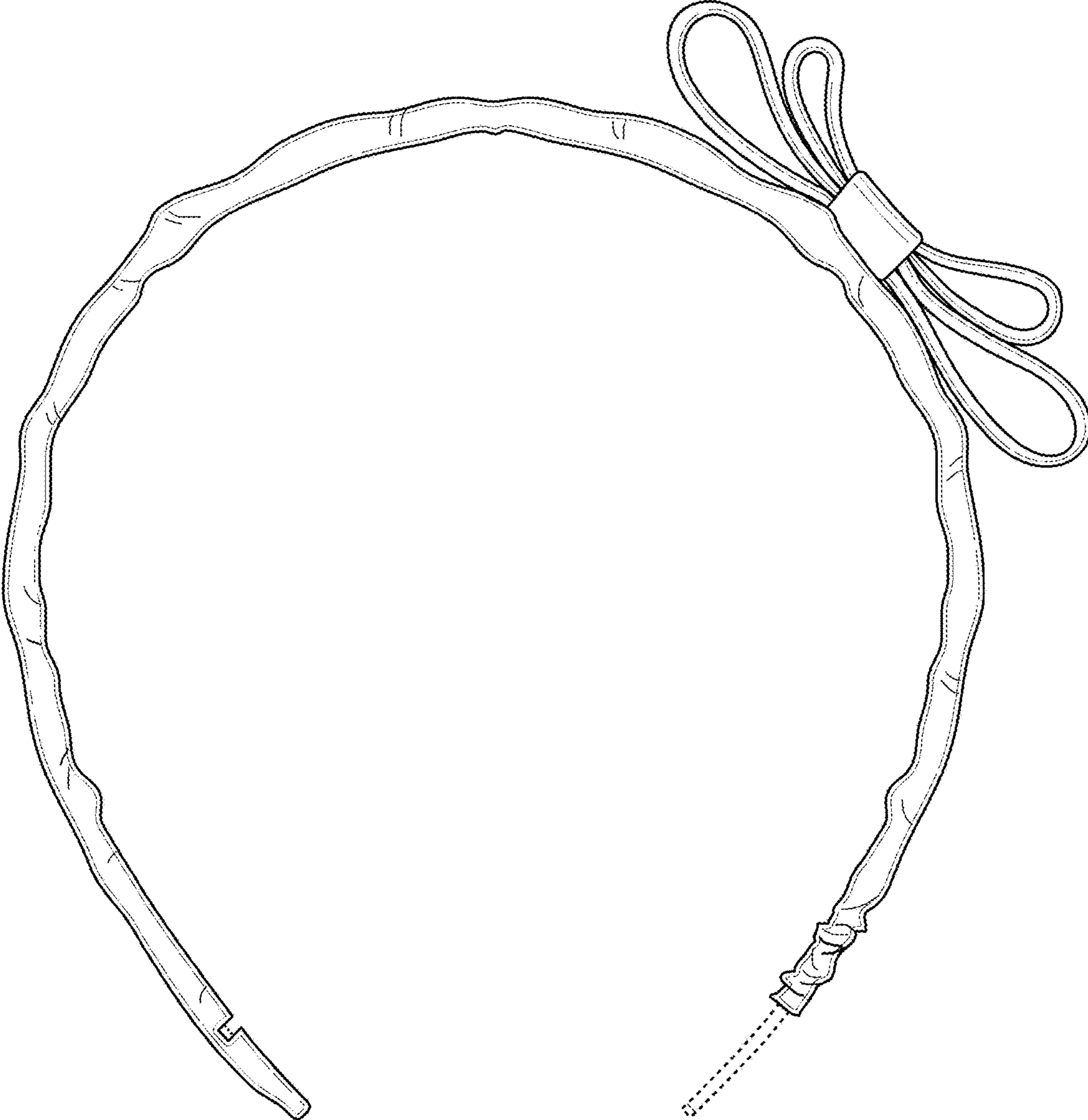


FIG. 2




FIG. 3

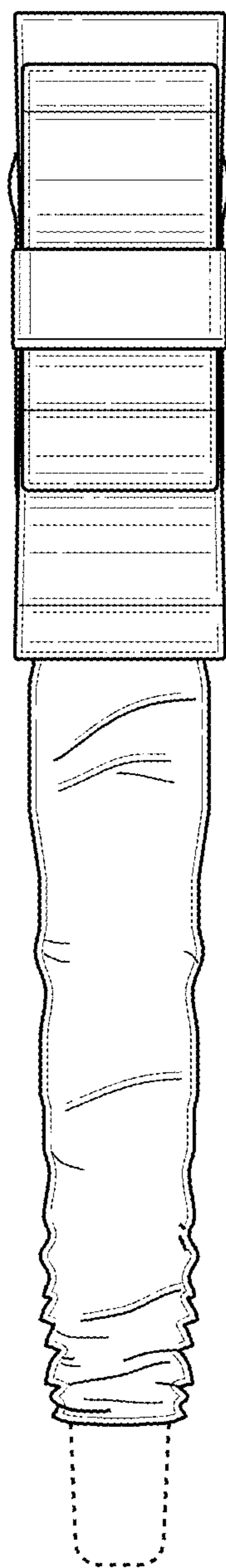


FIG. 4

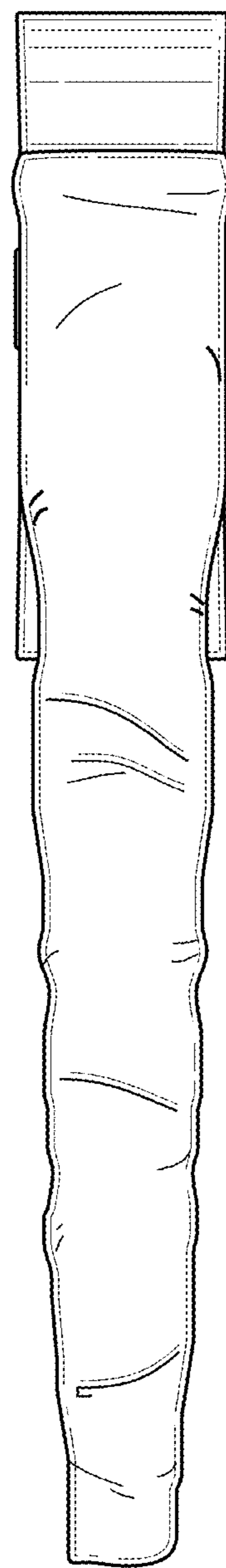


FIG. 5

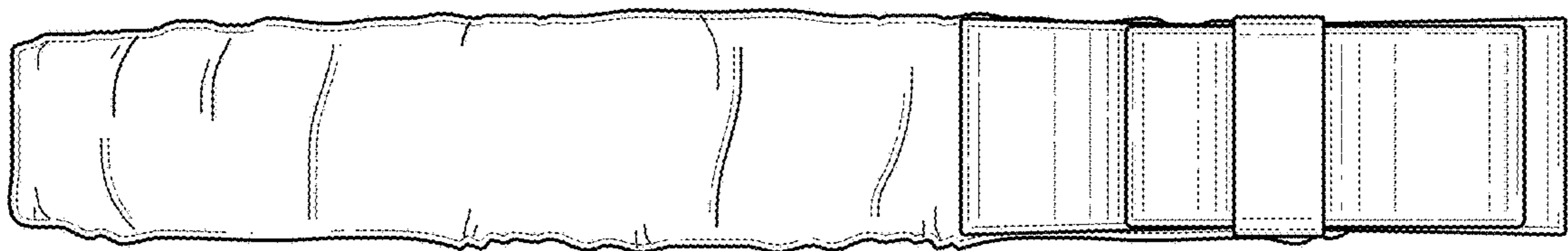


FIG. 6

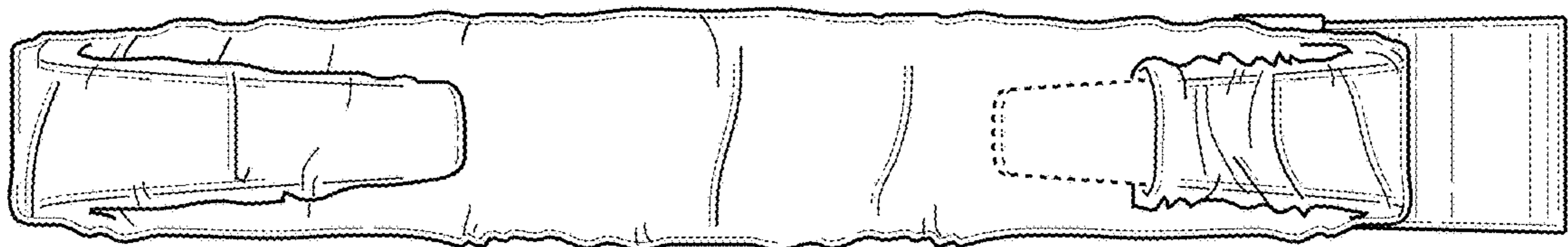


FIG. 7