



US00D810328S

(12) **United States Design Patent**
Chen

(10) **Patent No.:** **US D810,328 S**

(45) **Date of Patent:** **** Feb. 13, 2018**

(54) **USB ELLIPSE LED LIGHT**

(71) Applicant: **Pengcheng Chen**, Guangdong (CN)

(72) Inventor: **Pengcheng Chen**, Guangdong (CN)

(**) Term: **15 Years**

(21) Appl. No.: **29/577,768**

(22) Filed: **Sep. 15, 2016**

(51) **LOC (11) Cl.** **26-01**

(52) **U.S. Cl.**
USPC **D26/24**

(58) **Field of Classification Search**
USPC D26/1, 24, 60, 62, 103, 106, 107;
D24/435.1, 239

CPC ... F21S 4/005; F21S 4/008; F21S 9/00; F21V
33/0052

See application file for complete search history.

(56) **References Cited**

U.S. PATENT DOCUMENTS

- D435,679 S * 12/2000 Naghi D26/103
- D476,106 S * 6/2003 Kim D26/62
- 6,802,629 B2 * 10/2004 Krietzman F21V 33/0052
- D531,339 S * 10/2006 Lee D26/60
- D562,485 S * 2/2008 Brown D26/60
- D563,581 S * 3/2008 Niu D26/62
- D612,077 S * 3/2010 Bennett, Jr. D26/24
- D616,584 S * 5/2010 Kang D26/60

- D733,105 S * 6/2015 Wengreen D14/239
- D742,564 S * 11/2015 Walterscheid D26/24
- D788,961 S * 6/2017 Edgar D26/60
- D790,750 S * 6/2017 Xiao D26/107
- D792,015 S * 7/2017 Xiao D26/106

* cited by examiner

Primary Examiner — Brian N. Vinson

(74) *Attorney, Agent, or Firm* — Scott H. Kaliko, Esq.;
Kaliko & Assoc. LLC

(57) **CLAIM**

The ornamental design for a USB ellipse LED light, as shown and described.

DESCRIPTION

FIG. 1 is a PERSPECTIVE view of the design for the USB ellipse LED light;

FIG. 2 is a TOP view of the design for the USB ellipse LED light;

FIG. 3 is a BOTTOM view of the design for the USB ellipse LED light;

FIG. 4 is a SIDE view of the design for the USB ellipse LED light;

FIG. 5 is a SIDE view of the design for the USB ellipse LED light;

FIG. 6 is a BACK view of the design for the USB ellipse LED light; and,

FIG. 7 is a FRONT view of the design for the USB ellipse LED light.

The broken line disclosure in the views represents a portion of the light which forms no part of the claimed design.

1 Claim, 6 Drawing Sheets

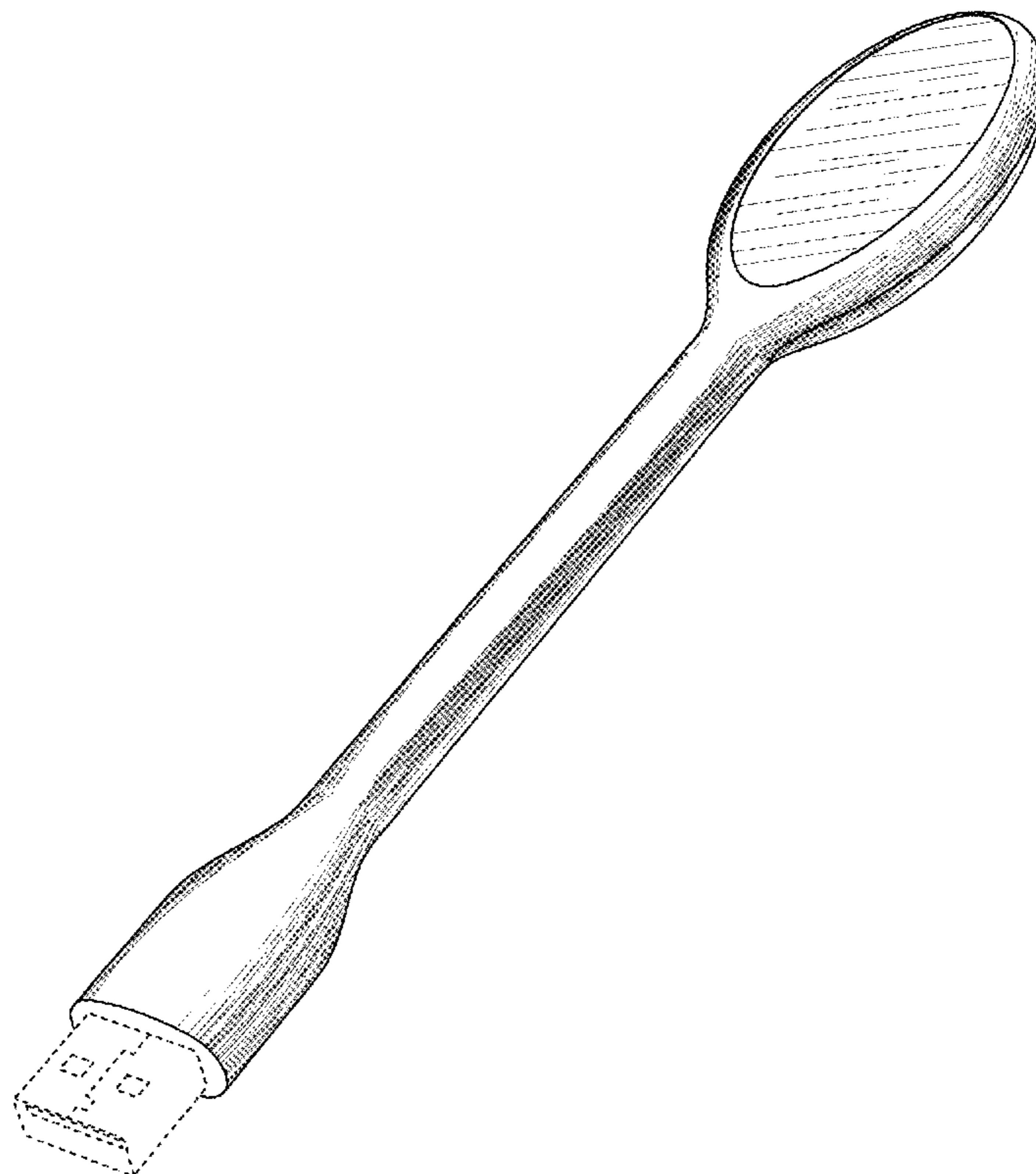




FIG.1



FIG. 2

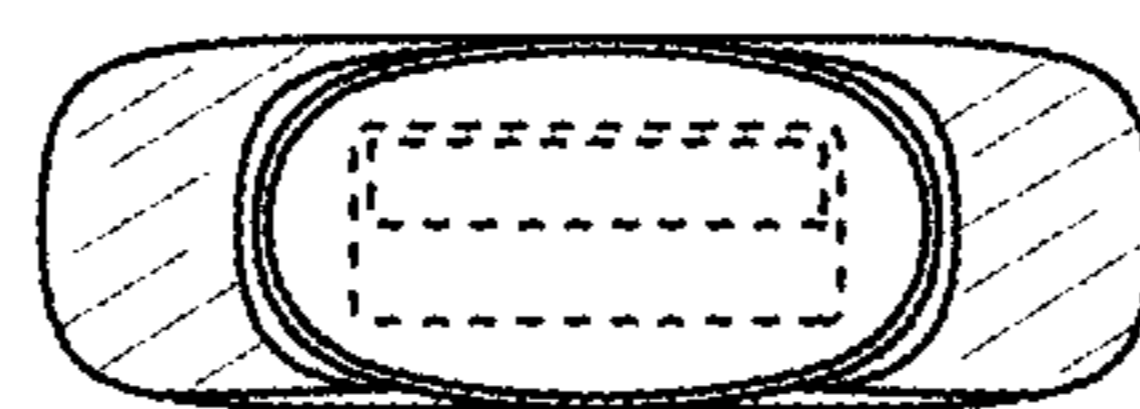


FIG. 3

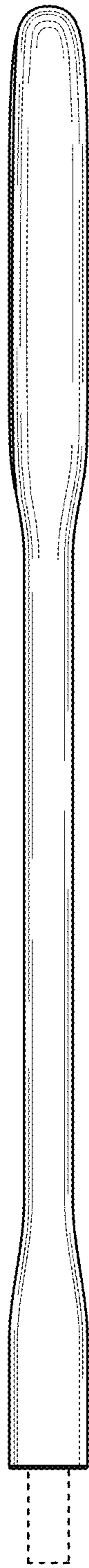


FIG.4

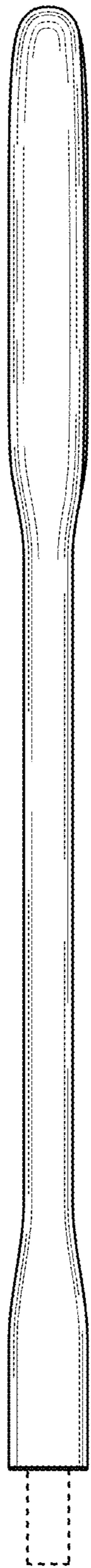


FIG.5

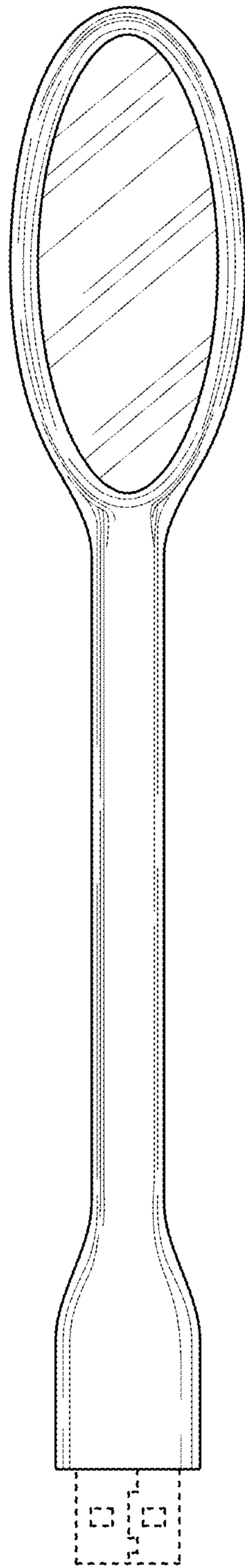


FIG. 6

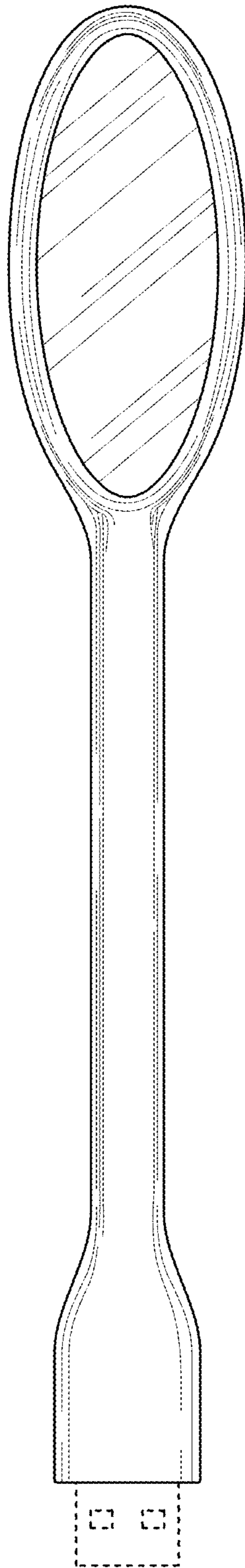


FIG. 7