



US00D810323S

(12) **United States Design Patent** (10) **Patent No.:** **US D810,323 S**
Gigli (45) **Date of Patent:** **** Feb. 13, 2018**

(54) **TILE**
(71) Applicant: **Federico Gigli**, Montefiorino (IT)
(72) Inventor: **Federico Gigli**, Montefiorino (IT)
(**) Term: **14 Years**
(21) Appl. No.: **29/498,303**
(22) Filed: **Aug. 1, 2014**
(30) **Foreign Application Priority Data**

Feb. 4, 2014 (EM) 002398339

(51) **LOC (11) Cl.** **25-01**

(52) **U.S. Cl.**
USPC **D25/138**

(58) **Field of Classification Search**
USPC D25/138, 157-162, 113, 140-14, 147,
D25/153, 119; 428/49, 66.5, 33, 44, 167,
428/156, 161; 52/311.1, 311.2, 384, 415,
52/313, 314; D21/365, 349, 500; D5/56,
D5/58, 99, 60; D2/742; 359/530, 167;
D15/208

CPC . E04F 15/02; G02B 5/124; G02B 5/12; C08F
251/00; C03C 27/00

See application file for complete search history.

(56) **References Cited**

U.S. PATENT DOCUMENTS

D341,898 S * 11/1993 Benavent Adrian D25/138
D343,910 S * 2/1994 Benavent Adrian D25/138
D380,782 S * 7/1997 Manigat D21/365
D417,514 S * 12/1999 Von Langsdorff D25/138
6,010,223 A * 1/2000 Gubela, Sr. G02B 5/124
359/529
D436,139 S * 1/2001 Cummings D21/349
6,540,367 B1 * 4/2003 Benson G02B 5/124
359/515

D538,446 S * 3/2007 Murdock D25/119
D564,599 S * 3/2008 Yazdi D21/349
D643,547 S * 8/2011 Justin D25/138
D644,348 S * 8/2011 Claramonte D25/163
D652,634 S * 1/2012 Leimbach D5/60
D655,448 S * 3/2012 Dykstra D26/118
D655,469 S * 3/2012 Millar D32/40
D656,250 S * 3/2012 Forster D25/153
D663,126 S * 7/2012 Lapinid, Jr. D5/56
D710,116 S * 8/2014 Blackford D5/58
D711,019 S * 8/2014 Griffith D25/113
8,852,722 B2 * 10/2014 Benson 428/156
D723,718 S * 3/2015 Gray D25/138
D745,784 S * 12/2015 Wu D2/742
D758,745 S * 6/2016 Blakely D2/742
2005/0088743 A1 * 4/2005 Sawayama G02B 5/124
359/530
2009/0097118 A1 * 4/2009 Gubela, Sr. G01V 8/14
359/530
2009/0185265 A1 * 7/2009 Myers G02B 5/124
359/350

(Continued)

Primary Examiner — Susan Bennett Hattan
Assistant Examiner — Camelia H Styles
(74) *Attorney, Agent, or Firm* — Laubscher, Spendlove &
Laubscher, P.C.

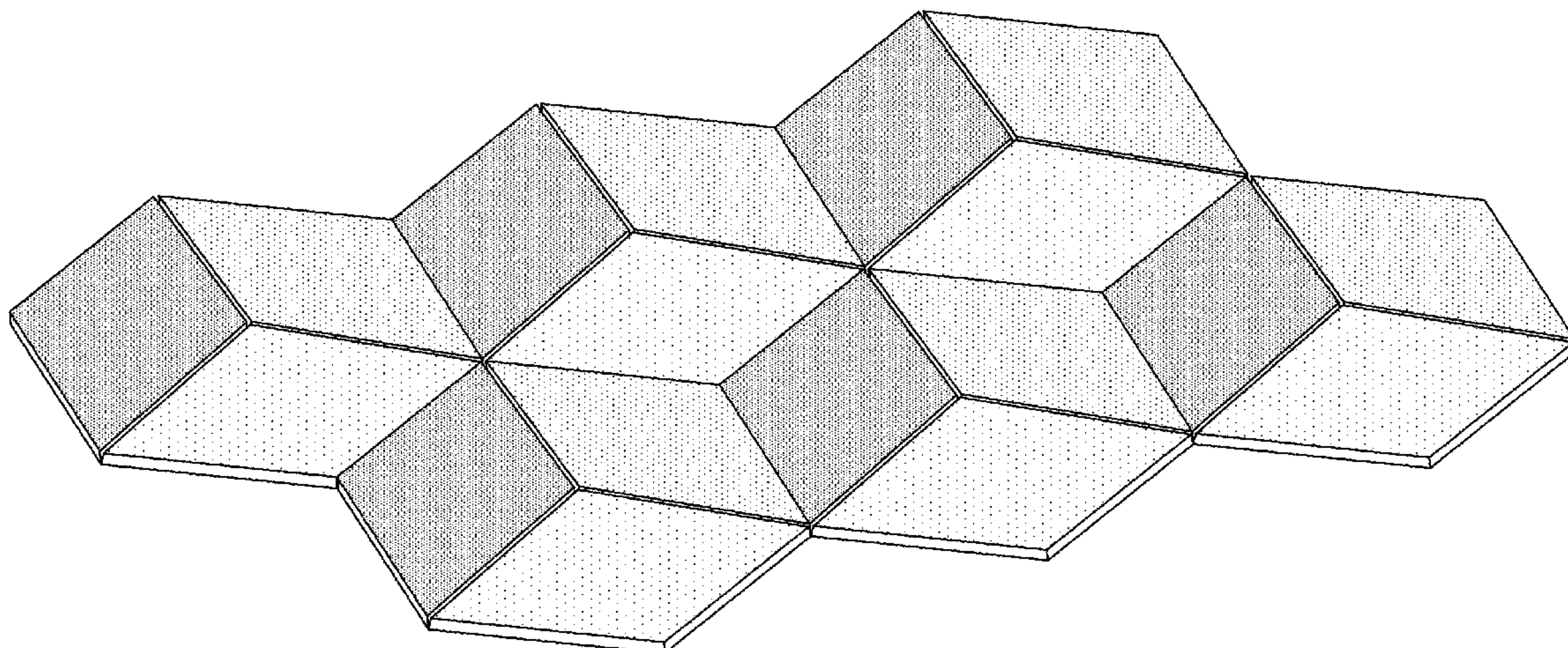
(57) **CLAIM**

The ornamental design for a tile, as shown and described.

DESCRIPTION

FIG. 1 is a top perspective view of a tile showing my new design;
FIG. 2 is a bottom perspective view thereof;
FIG. 3 is a top plan view thereof;
FIG. 4 is a bottom plan view thereof;
FIG. 5 is a front elevation view thereof;
FIG. 6 is a rear elevation view thereof;
FIG. 7 is a right side elevation view thereof; and,
FIG. 8 is a left side elevation view thereof.

1 Claim, 6 Drawing Sheets



(56)

References Cited

U.S. PATENT DOCUMENTS

2011/0044066 A1* 2/2011 Ishii F21V 7/04
362/516
2013/0269134 A1* 10/2013 Lin A47L 13/16
15/208

* cited by examiner

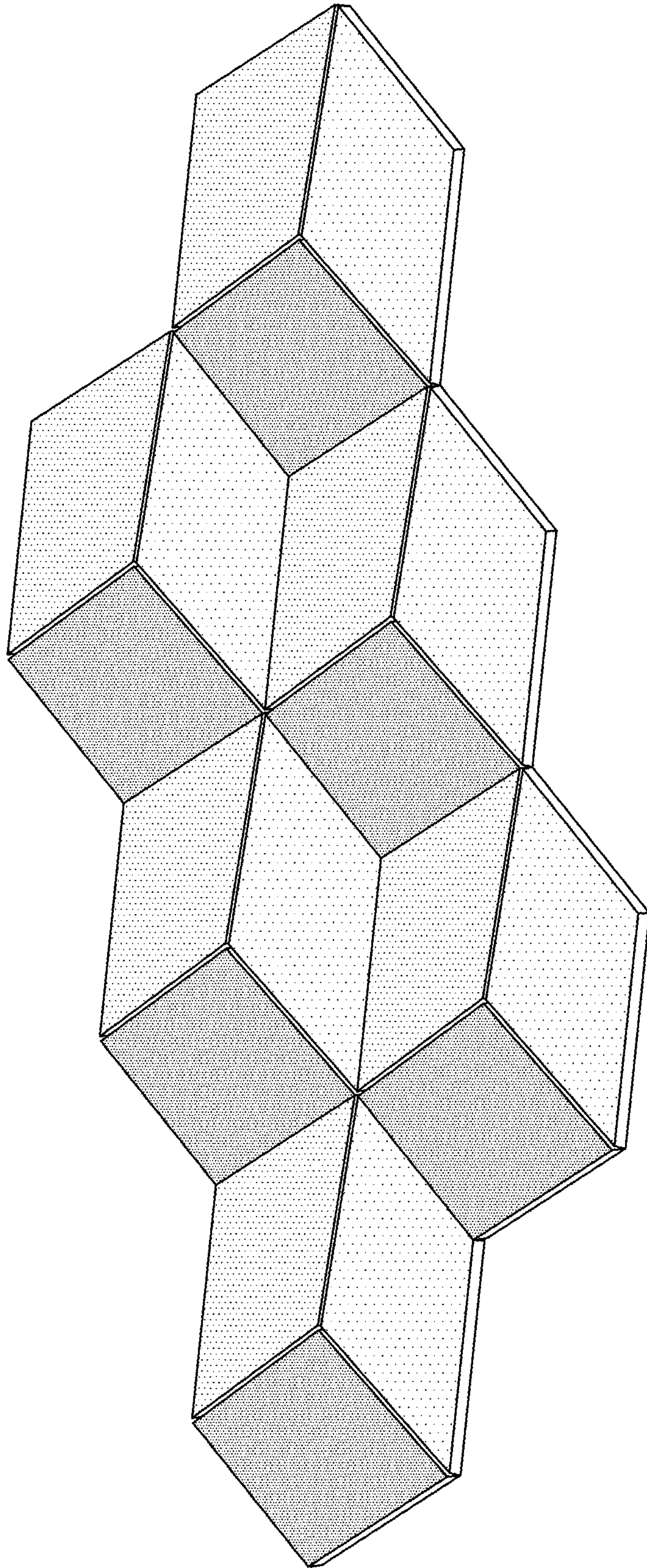


FIG. 1

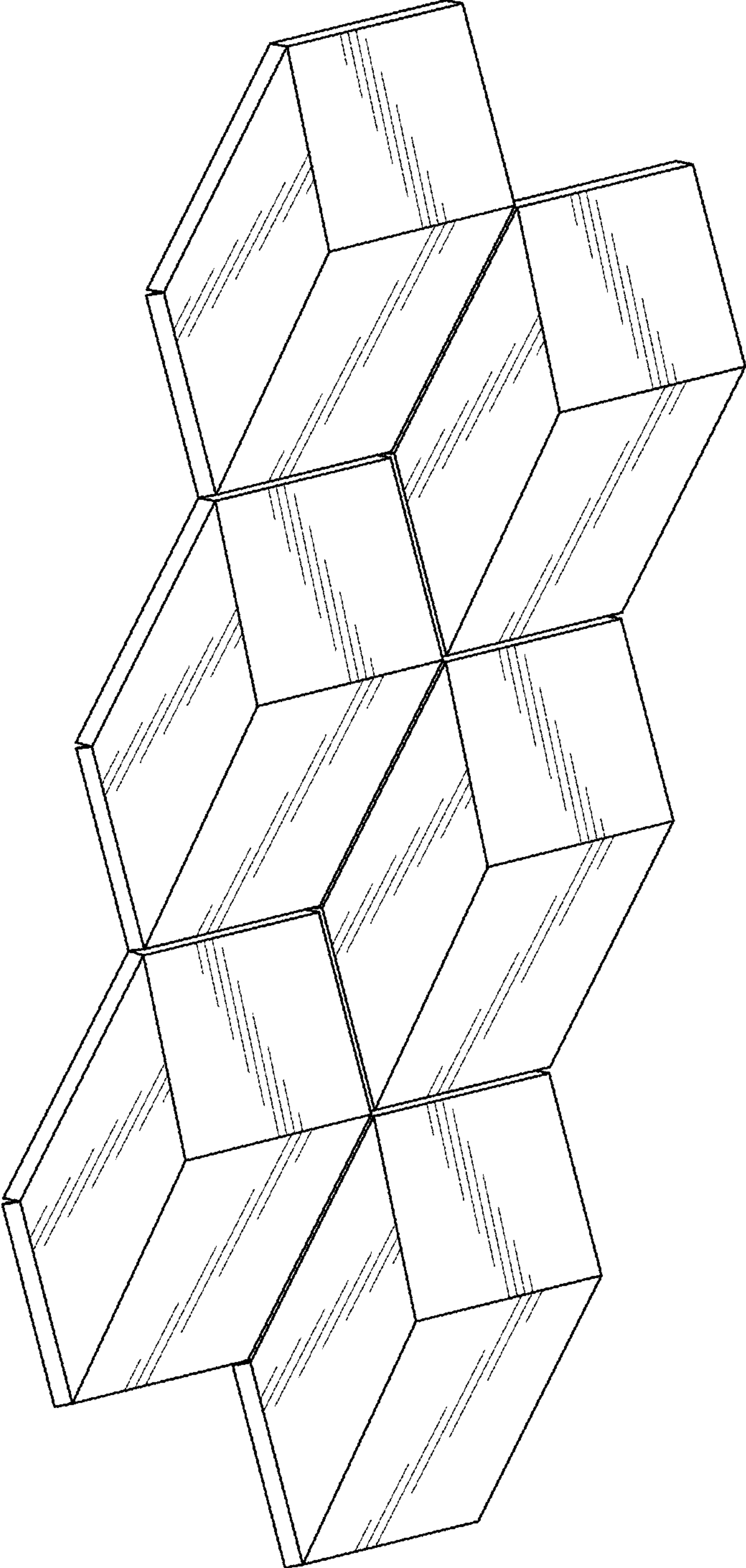


FIG. 2

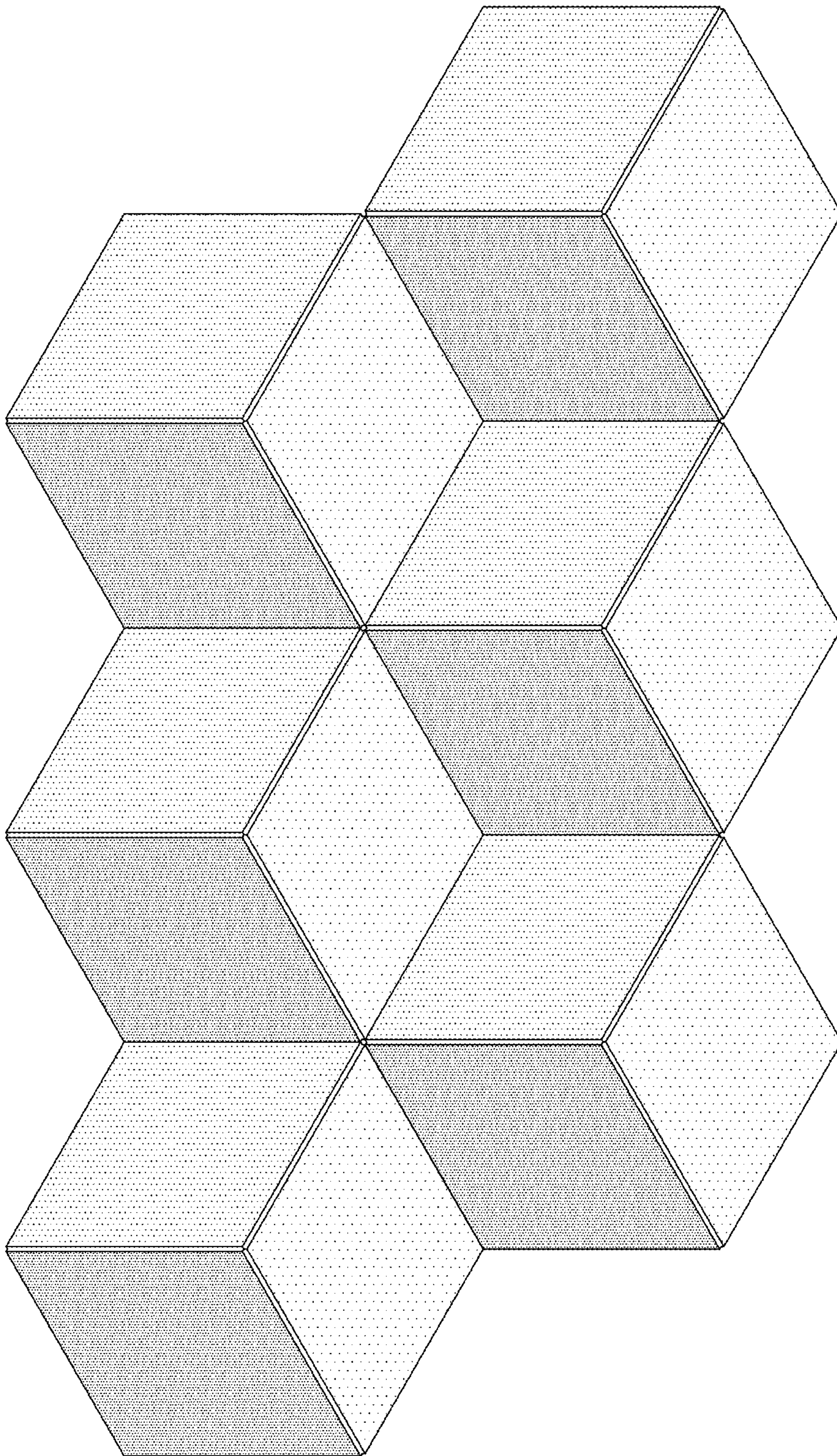


FIG. 3




FIG. 4

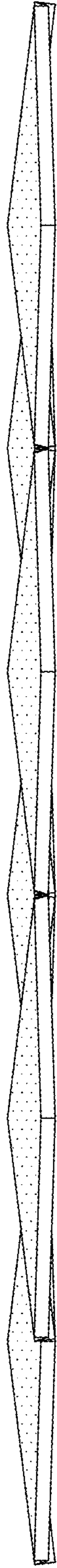


FIG. 5



FIG. 6



FIG. 7



FIG. 8