



US00D810322S

(12) **United States Design Patent** (10) **Patent No.:** **US D810,322 S**
MacDonald et al. (45) **Date of Patent:** **** Feb. 13, 2018**

(54) **LANDSCAPING BLOCK**
(71) Applicants: **Robert A. MacDonald**, Plymouth, MN
(US); **Thomas S. Riccobene**,
Albuquerque, NM (US)

D705,455 S * 5/2014 Choi D25/151
D712,161 S 9/2014 Grzeskowiak et al.
D712,666 S 9/2014 Grzeskowiak et al.
(Continued)

(72) Inventors: **Robert A. MacDonald**, Plymouth, MN
(US); **Thomas S. Riccobene**,
Albuquerque, NM (US)

FOREIGN PATENT DOCUMENTS

CN 303161223 4/2015
EM 000247325-0008 2/2005

(73) Assignee: **KEYSTONE RETAINING WALL
SYSTEMS LLC**, West Chester, OH
(US)

OTHER PUBLICATIONS

Peacock Pavers Products, <http://peacockpavers.com/products.html>
(3 pages).

(**) Term: **15 Years**

(Continued)

(21) Appl. No.: **29/582,059**

Primary Examiner — Susan Bennett Hattan

Assistant Examiner — Leanne Was-Englehart

(22) Filed: **Oct. 25, 2016**

(74) *Attorney, Agent, or Firm* — Popovich, Wiles &
O'Connell, P.A.

Related U.S. Application Data

(62) Division of application No. 29/525,577, filed on Apr.
30, 2015, now Pat. No. Des. 773,694.

(57) **CLAIM**

(51) **LOC (11) Cl.** **25-01**

The ornamental design for a landscaping block, as shown
and described.

(52) **U.S. Cl.**

USPC **D25/113**

(58) **Field of Classification Search**

USPC D5/43, 44; D21/484–486, 491–494,
D21/499–504; D25/102, 112, 113, 130,
D25/140, 149, 151, 153, 156, 157, 159,
D25/161–163; 52/102, 384–389, 390,
52/503–505, 574–576, 603–612;
404/27–30, 34–42; 405/16, 33, 115, 284,
405/286

DESCRIPTION

This application is related to U.S. application Ser. No.
29/525,570, filed Apr. 30, 2015, entitled “Landscaping
Block”, the contents of which are hereby incorporated by
reference herein.

CPC . E04C 1/395; E02D 29/025; E04B 2002/026;
E04B 2002/0267; B28B 7/0073; B28B
7/007; B28B 7/24; B28B 7/183

FIG. 1 is a front top perspective view of an embodiment of
a landscaping block;

FIG. 2 is a back top perspective view thereof;

FIG. 3 is a top plan view thereof;

FIG. 4 is a bottom plan view thereof;

FIG. 5 is a front elevational view thereof;

FIG. 6 is a back elevational view thereof;

FIG. 7 is a left side elevational view thereof; and,

FIG. 8 is a right side elevational view thereof.


See application file for complete search history.

(56) **References Cited**

U.S. PATENT DOCUMENTS

D582,057 S * 12/2008 Plies D25/113
D704,863 S 5/2014 Yaw

1 Claim, 4 Drawing Sheets



(56)

References Cited

U.S. PATENT DOCUMENTS

D712,667 S 9/2014 Grzeskowiak et al.
D712,668 S 9/2014 Grzeskowiak et al.
D712,669 S 9/2014 Grzeskowiak et al.
D712,670 S 9/2014 Grzeskowiak et al.
D713,154 S 9/2014 Grzeskowiak, II et al.
D714,559 S 10/2014 McCuaig
D715,562 S 10/2014 Zeamer
D715,564 S 10/2014 Zeamer
D716,561 S 11/2014 Zeamer
D737,465 S * 8/2015 Strzala D25/113
D737,466 S * 8/2015 Strzala D25/113
D737,523 S * 8/2015 Strbik, III D29/101.3
D739,041 S * 9/2015 Karau D25/113
D739,561 S * 9/2015 Karau D25/113
D746,068 S 12/2015 Zeamer
D773,694 S * 12/2016 MacDonald D25/113
2006/0037267 A1 * 2/2006 Taylor, Jr. B28D 1/00
52/415

OTHER PUBLICATIONS

Peacock Pavers Products, Driveway Pavers, <http://peacockpavers.com/driveway-pavers.html> (2 pages).

* cited by examiner




Fig. 1




Fig. 2




Fig. 3




Fig. 4




Fig. 5




Fig. 6




Fig. 7




Fig. 8