



US00D810255S

(12) **United States Design Patent** (10) **Patent No.:** **US D810,255 S**
Lee (45) **Date of Patent:** **** *Feb. 13, 2018**

(54) **AIR CONDITIONER**

FOREIGN PATENT DOCUMENTS

(71) Applicant: **SAMSUNG ELECTRONICS CO., LTD.**, Suwon-si (KR)

CN 201430403939.3 10/2014

(72) Inventor: **Dae-Kyun Lee**, Suwon-si (KR)

OTHER PUBLICATIONS

(73) Assignee: **Samsung Electronics Co., Ltd.**, Suwon-si (KR)

Toshiba. Cassette air conditioner 2 Way Air Conditioning. www.medicaexpo.com. Jul. 6, 2016. <http://www.medicaexpo.com/prod/toshiba-air-conditioning/product-80018-502234.html>.

(*) Notice: This patent is subject to a terminal disclaimer.

Primary Examiner — George D. Kirschbaum

Assistant Examiner — Natasha Vujcic

(**) Term: **15 Years**

(74) *Attorney, Agent, or Firm* — NSIP Law

(21) Appl. No.: **29/570,359**

(57) **CLAIM**

(22) Filed: **Jul. 7, 2016**

I claim the ornamental design for an air conditioner, as shown and described.

(30) **Foreign Application Priority Data**

DESCRIPTION

Jan. 8, 2016 (KR) 30-2016-0000931

(51) **LOC (11) Cl.** **23-04**

(52) **U.S. Cl.**
USPC **D23/354**

(58) **Field of Classification Search**
USPC D23/333, 335, 341, 342, 351, 353, 354,
D23/355, 356, 359, 364, 365, 370, 385,
D23/386, 388, 393
CPC F24F 1/00; F24F 1/0007; F24F 1/02; F24F
1/08; F24F 1/42; F24F 1/56; F24F 1/60;
F24F 3/044; F24F 3/048; F24F 3/16;
F24F 7/00; F24F 7/04; F24F 12/001;
F24F 12/006

See application file for complete search history.

FIG. 1 is a front perspective view of an air conditioner showing my new design;

FIG. 2 is a front view thereof;

FIG. 3 is a rear view thereof;

FIG. 4 is a left-side view thereof;

FIG. 5 is a right-side view thereof;

FIG. 6 is a top view thereof;

FIG. 7 is a bottom view thereof;

FIG. 8 is an enlarged view of the encircled portion in FIG. 1;

FIG. 9 is an enlarged view of the encircled portion in FIG. 7; and,

FIG. 10 is a bottom perspective view thereof.

The dash-dash broken lines in the figures depict environmental subject matter and form no part of the claimed design.

The dot-dash broken lines in the figures represent an unclaimed boundary line and form no part of the claimed design.

The dot-dot-dash broken lines encircling portions of the claimed design that are illustrated in enlargements form no part of the claimed design.

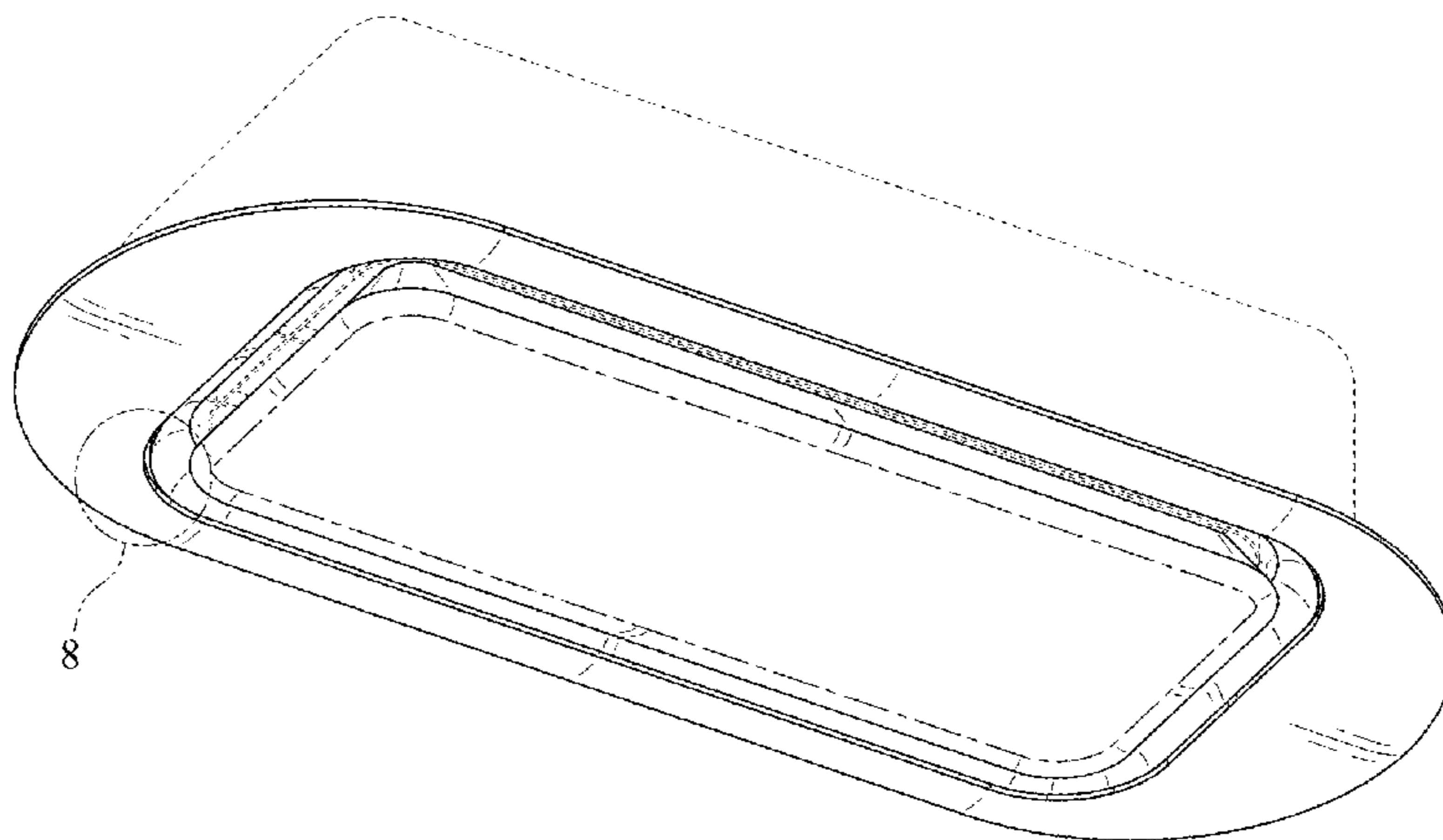
(56) **References Cited**

U.S. PATENT DOCUMENTS

D240,428 S * 7/1976 Hoffman D23/262
4,630,775 A * 12/1986 Mandon A01M 1/2044
239/56
D324,420 S * 3/1992 Farce D23/369

(Continued)

1 Claim, 7 Drawing Sheets



(56)

References Cited

U.S. PATENT DOCUMENTS

D536,078	S *	1/2007	Leon	D23/323
D626,208	S *	10/2010	Clements	D23/365
D658,604	S *	5/2012	Egawa	D13/180
D665,491	S *	8/2012	Goel	D15/144
D679,046	S *	3/2013	Hoshino	D26/120
D689,451	S *	9/2013	Shimonishi	D13/180
D699,826	S *	2/2014	Saitou	D23/351
D733,857	S *	7/2015	Choi	D23/351
D767,751	S *	9/2016	Nakai	D23/388
D778,418	S *	2/2017	Bu	D23/354
D788,895	S *	6/2017	Shin	D23/351
D788,896	S *	6/2017	Shin	D23/351
2006/0119050	A1 *	6/2006	Tripathy	F16J 15/0825 277/592

* cited by examiner

FIG. 1

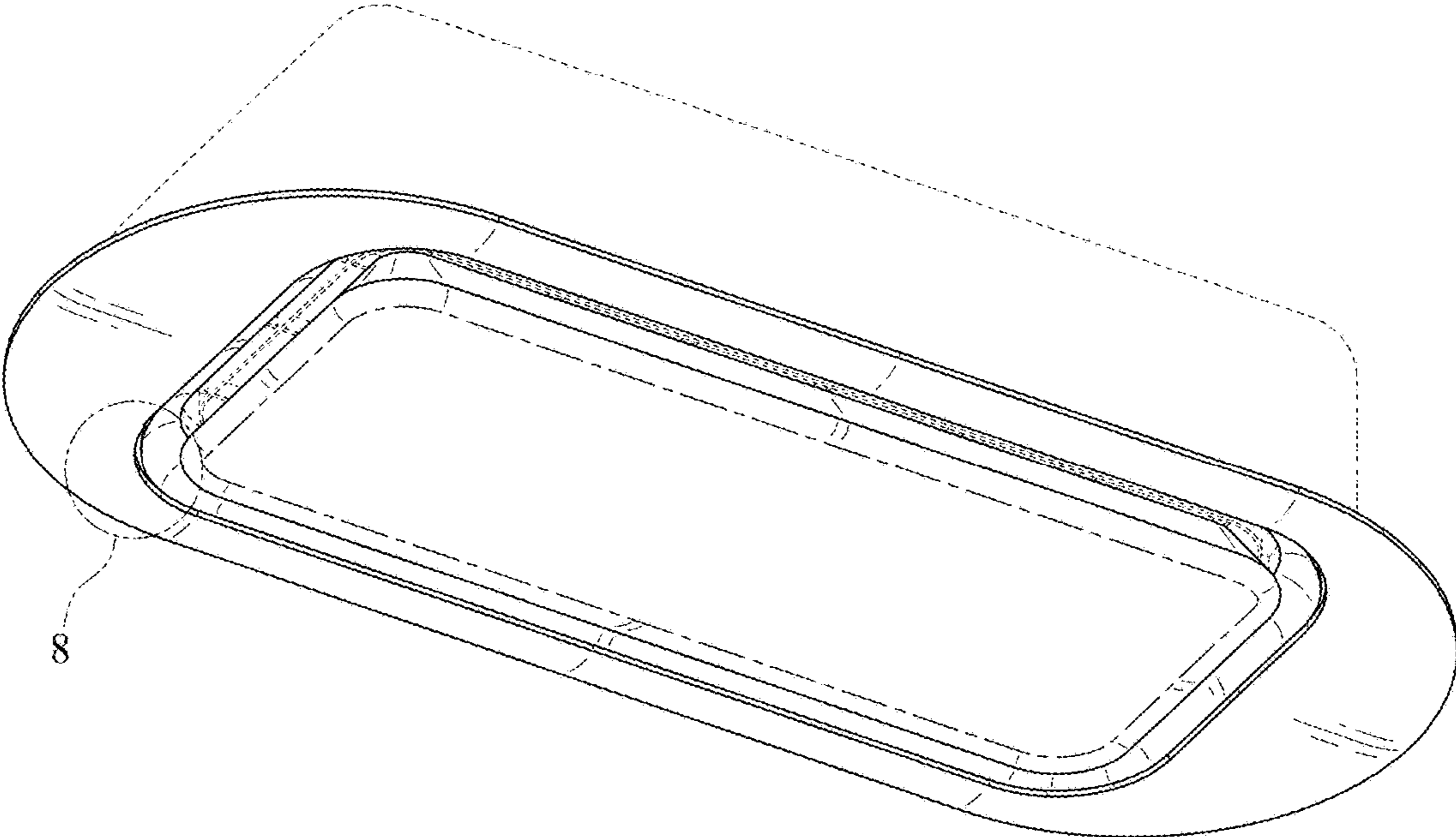


FIG. 2




FIG. 3

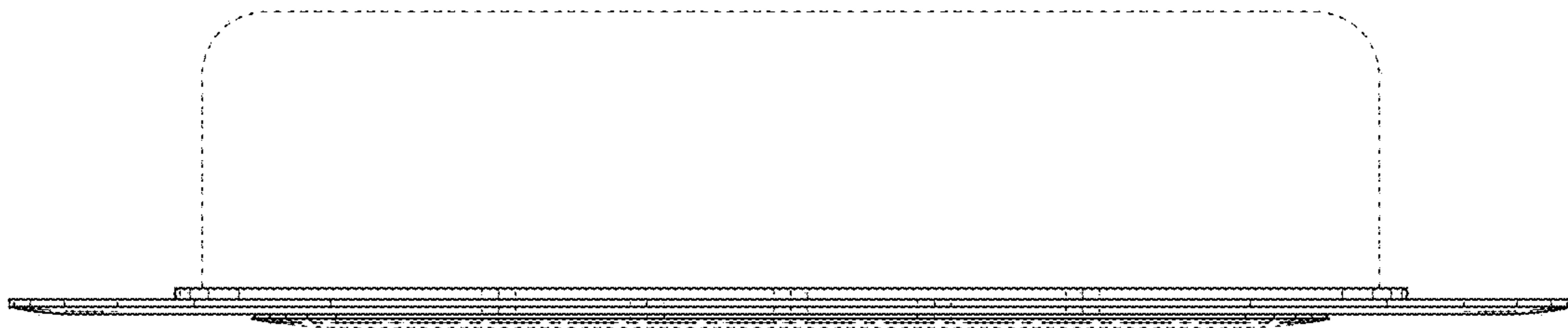


FIG. 4

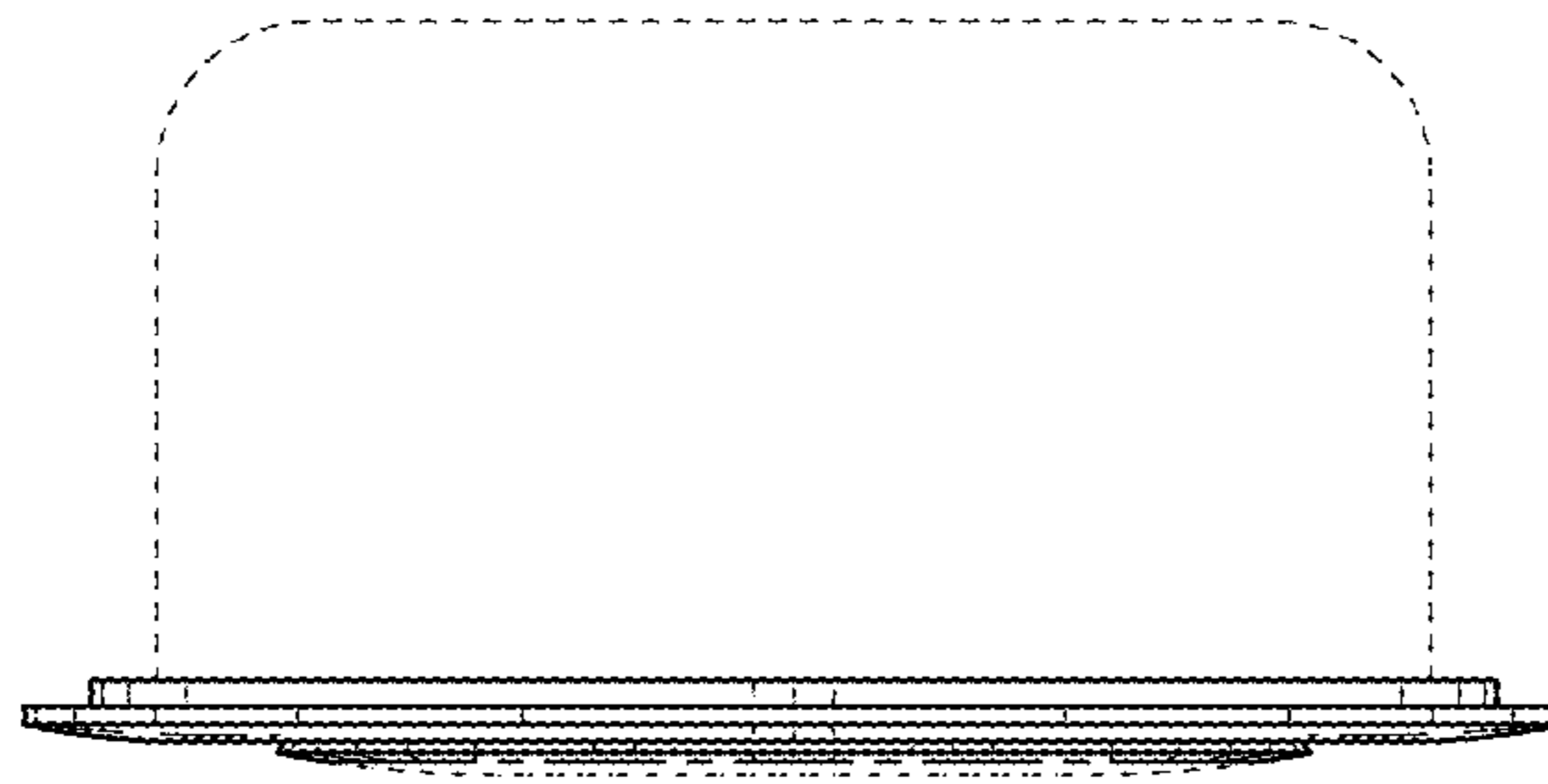


FIG. 5

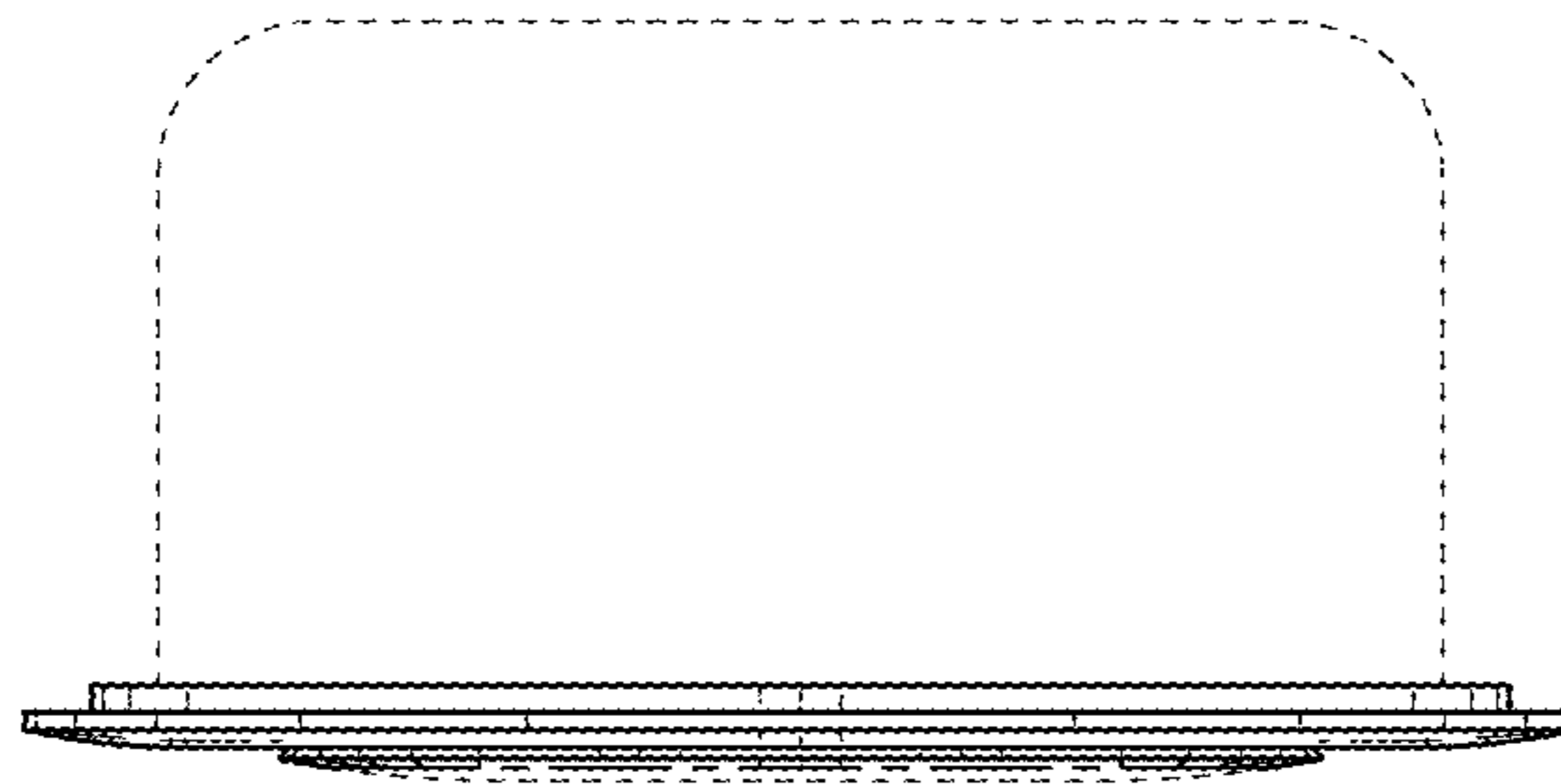


FIG. 6




FIG. 7

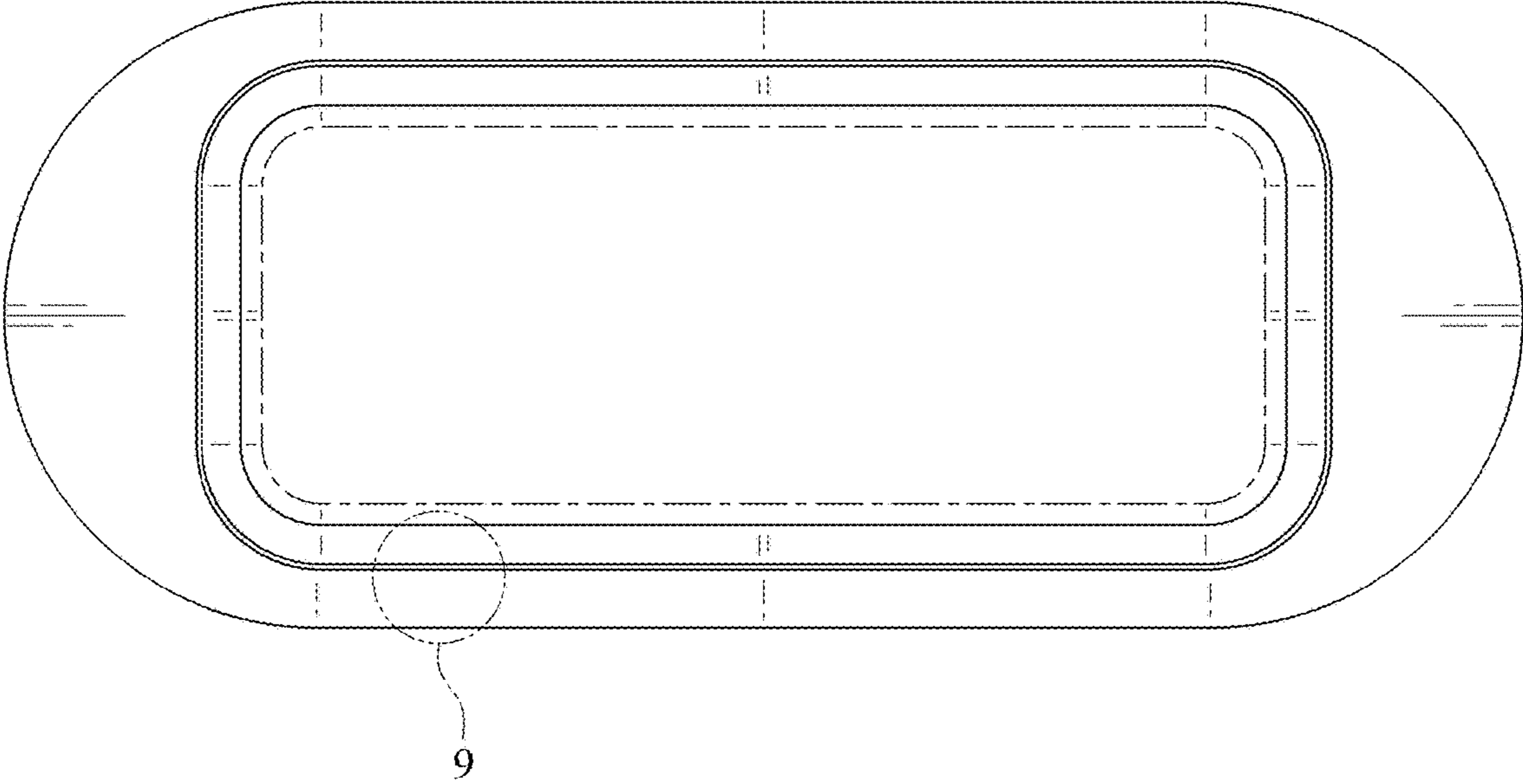


FIG. 8

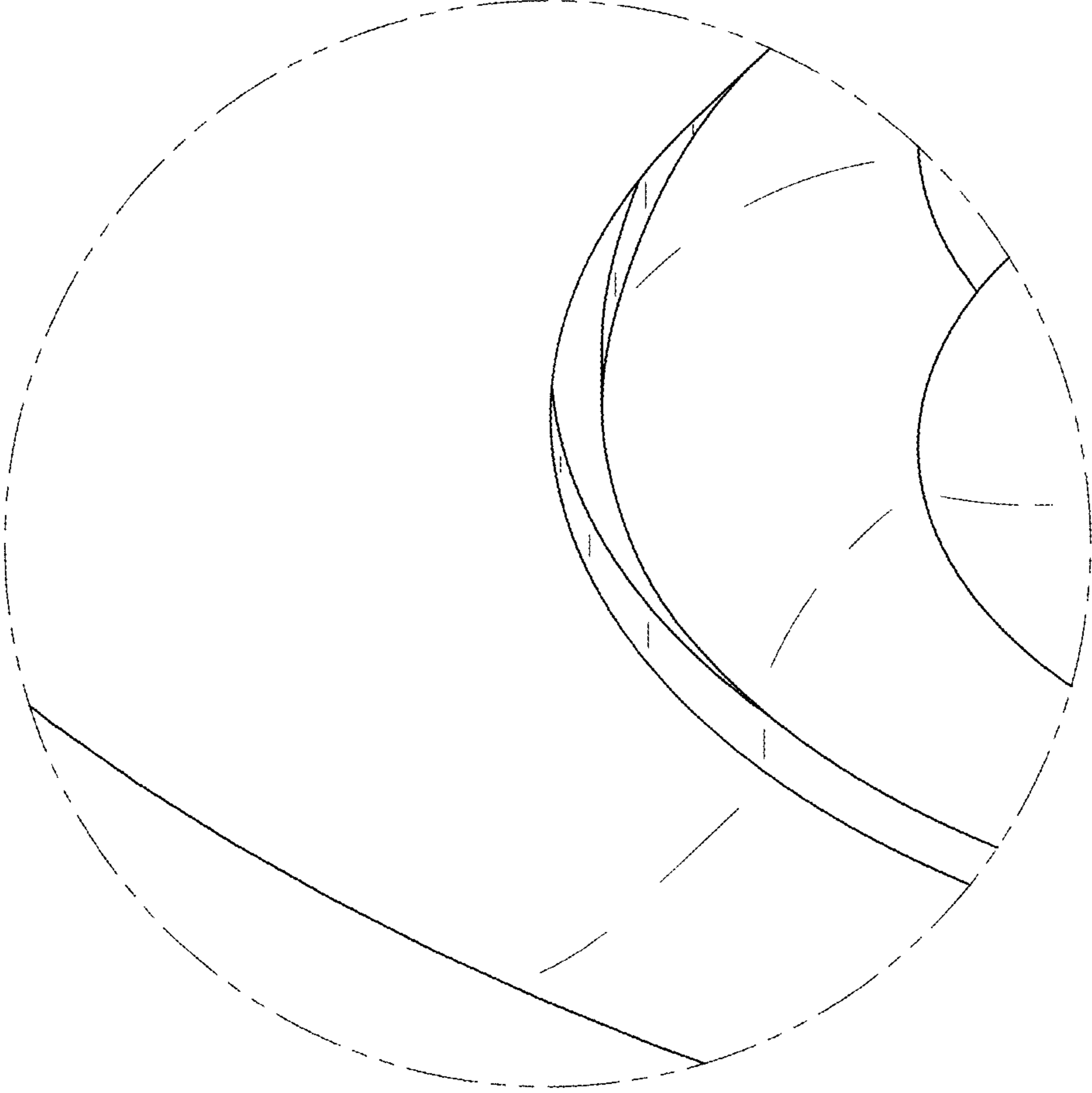


FIG. 9

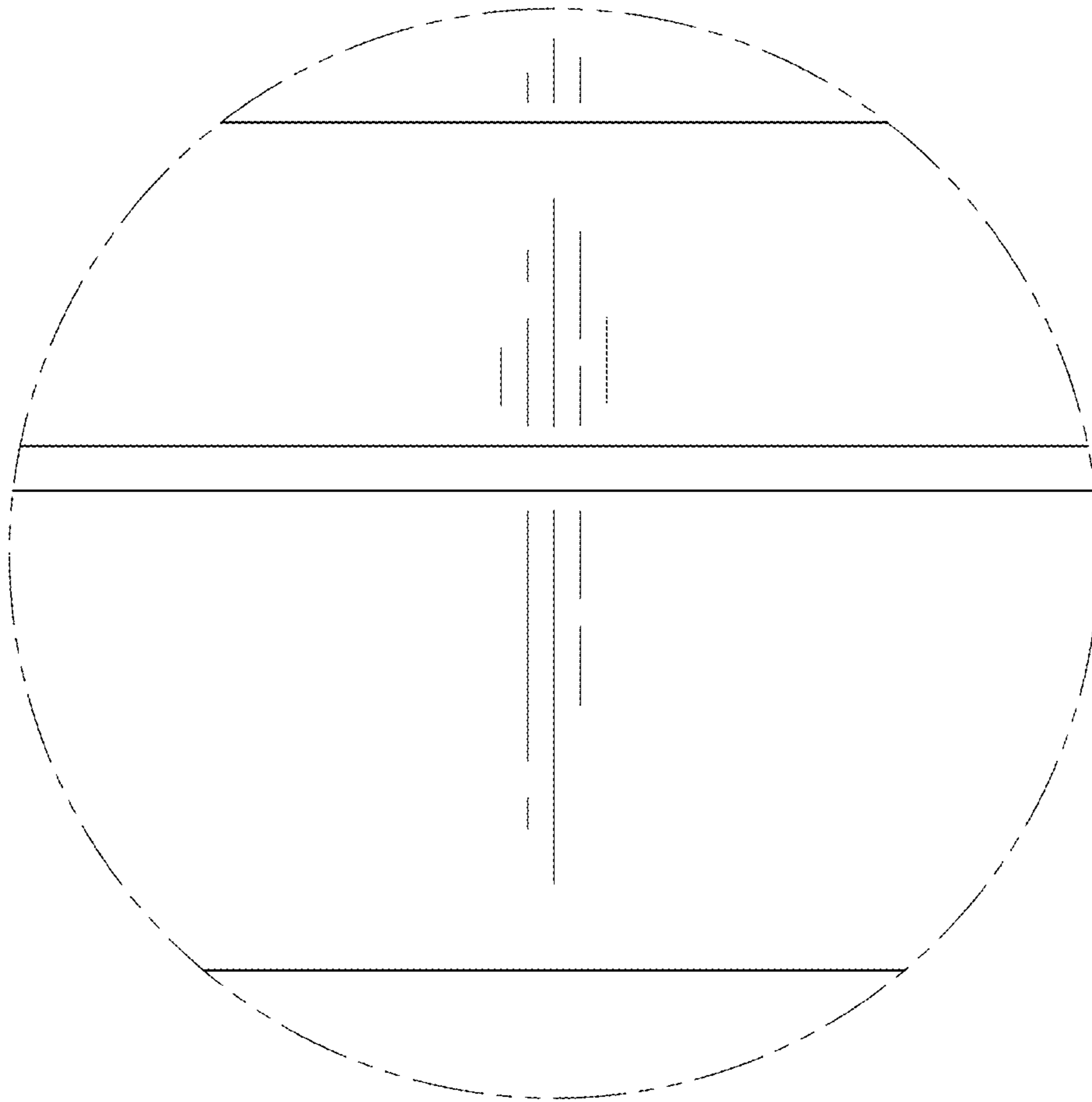


FIG. 10

