



US00D810216S

(12) **United States Design Patent** (10) **Patent No.:** **US D810,216 S**  
**Neagle et al.** (45) **Date of Patent:** **\*\* Feb. 13, 2018**

- (54) **PROTECTIVE CASE FOR LACROSSE HEAD** 2006/0060484 A1\* 3/2006 Greeley ..... A63B 71/0045  
206/315.1
- (71) Applicants: **Brogan Neagle**, Plano, TX (US); **Kelli Kouri Neagle**, Plano, TX (US) 2008/0058129 A1\* 3/2008 Herman ..... A63B 69/00  
473/446
- (72) Inventors: **Brogan Neagle**, Plano, TX (US); **Kelli Kouri Neagle**, Plano, TX (US) 2011/0073226 A1\* 3/2011 Cusa ..... A63B 71/0045  
150/154
- 2012/0205268 A1\* 8/2012 Kreger ..... A63B 71/0045  
206/315.1

(\*\*) Term: **15 Years**

\* cited by examiner

(21) Appl. No.: **29/584,964**

*Primary Examiner* — Mitchell I. Siegel

(22) Filed: **Nov. 18, 2016**

(74) *Attorney, Agent, or Firm* — Grady K. Bergen; Griggs Bergen LLP

(51) **LOC (11) Cl.** ..... **21-02**

(52) **U.S. Cl.**

(57) **CLAIM**

USPC ..... **D21/754**

The ornamental design for a protective case for lacrosse head, as shown and described.

(58) **Field of Classification Search**

**DESCRIPTION**

USPC ..... D21/724, 754  
CPC . A63B 71/0036; A63B 71/0045; A63B 47/00;  
A63B 55/00; A63B 60/56; A63B 60/60;  
A63B 60/62; A63B 59/20; A63B 2102/14  
See application file for complete search history.

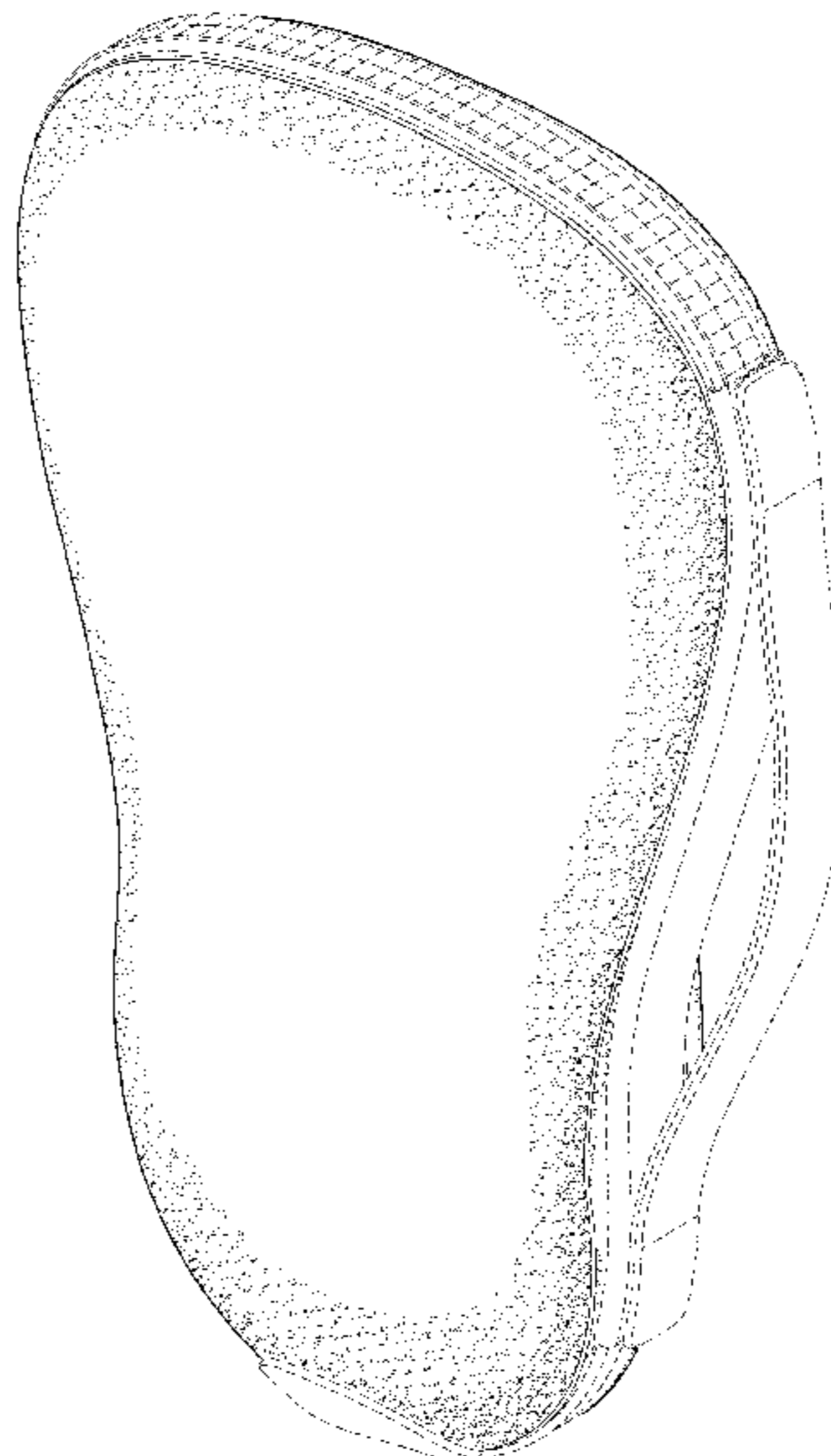
FIG. 1 is a front perspective view of a protective case for lacrosse head, shown in a closed position;  
FIG. 2 is a front elevational view of the protective case for lacrosse head of FIG. 1;  
FIG. 3 is a rear elevational view of the protective case for lacrosse head of FIG. 1;  
FIG. 4 is a right side elevational view of the protective case for lacrosse head of FIG. 1;  
FIG. 5 is a left side elevational view of the protective case for lacrosse head of FIG. 1  
FIG. 6 is a top plan view of the protective case for lacrosse head of FIG. 1;  
FIG. 7 is a bottom plan view of the protective case for lacrosse head of FIG. 1; and,  
FIG. 8 is a front perspective view of the protective case for lacrosse head of FIG. 1, shown in an open position.  
The broken lines are included for the purpose of illustrating portions of the protective case for lacrosse head that form no part of the claimed design.

(56) **References Cited**

U.S. PATENT DOCUMENTS

- 2,197,977 A \* 4/1940 Halpin ..... A63B 60/58  
150/163
- 3,604,706 A \* 9/1971 Baukney ..... A63B 60/44  
273/DIG. 12
- D231,150 S \* 4/1974 Berry ..... 206/315.1
- D235,487 S \* 6/1975 Rivera ..... D3/256
- D238,214 S \* 12/1975 Rivera ..... 150/163
- D245,813 S \* 9/1977 Davis ..... D3/256
- 4,671,510 A \* 6/1987 Schoenwetter ..... A63B 69/38  
473/437
- D501,994 S \* 2/2005 Tauchen ..... D3/217
- D595,377 S \* 6/2009 Fusco ..... D21/754
- D697,990 S \* 1/2014 Gamblin, II ..... D21/754
- D797,874 S \* 9/2017 Fox ..... A63B 71/0036  
D21/754
- 2003/0150537 A1\* 8/2003 Hauptman ..... A63B 60/58  
150/163

**1 Claim, 6 Drawing Sheets**



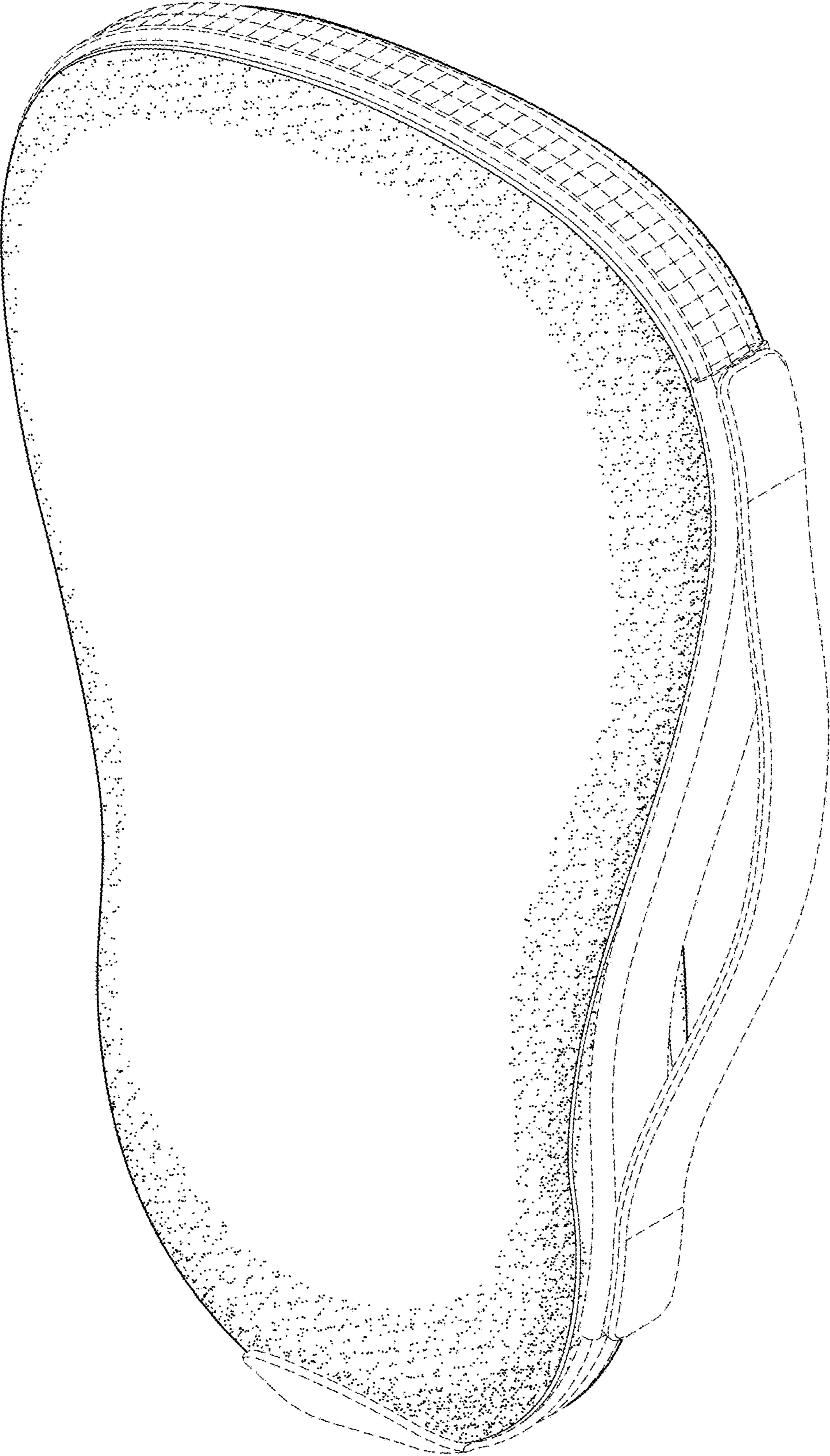


FIG. 1

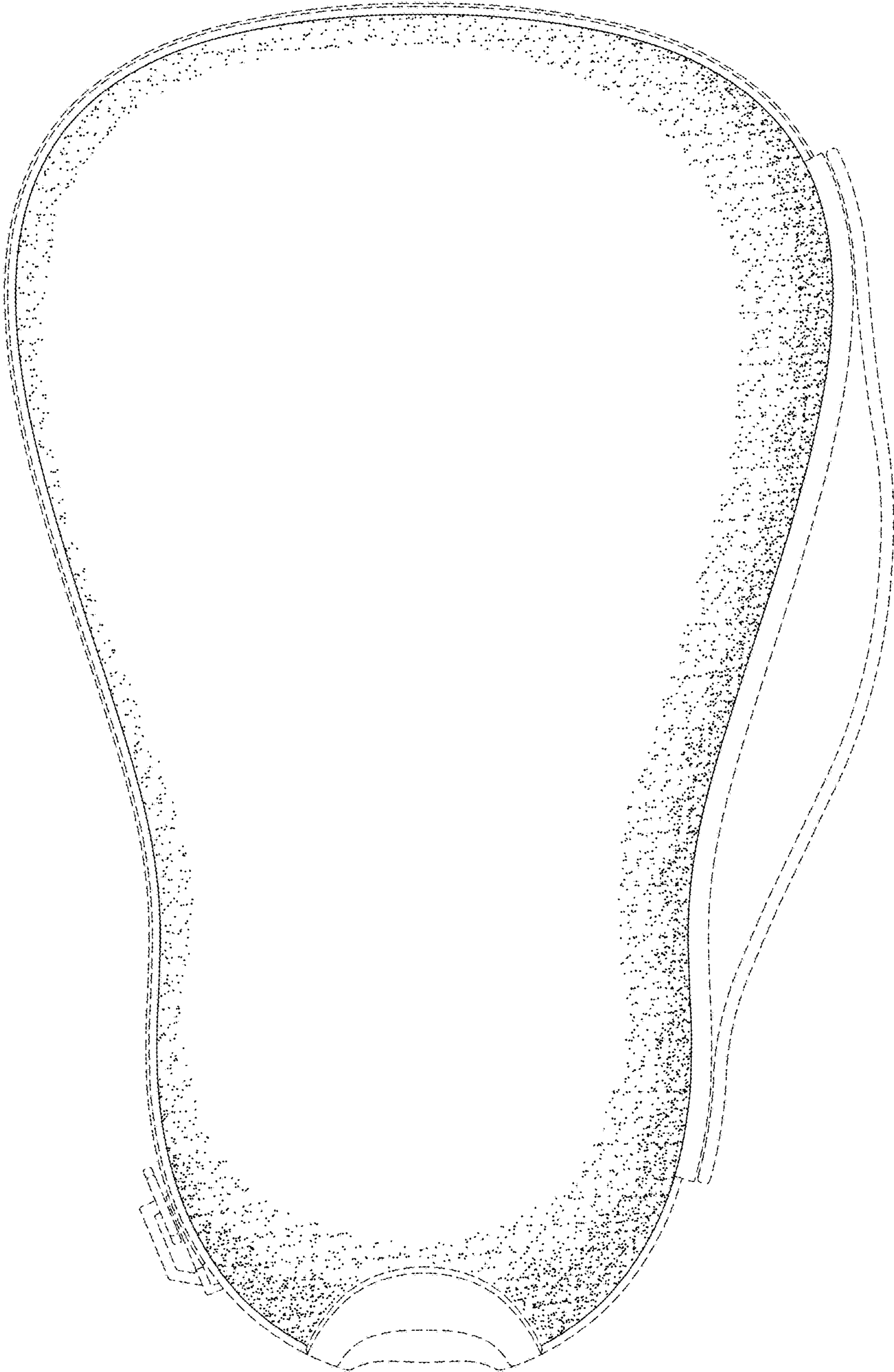


FIG. 2

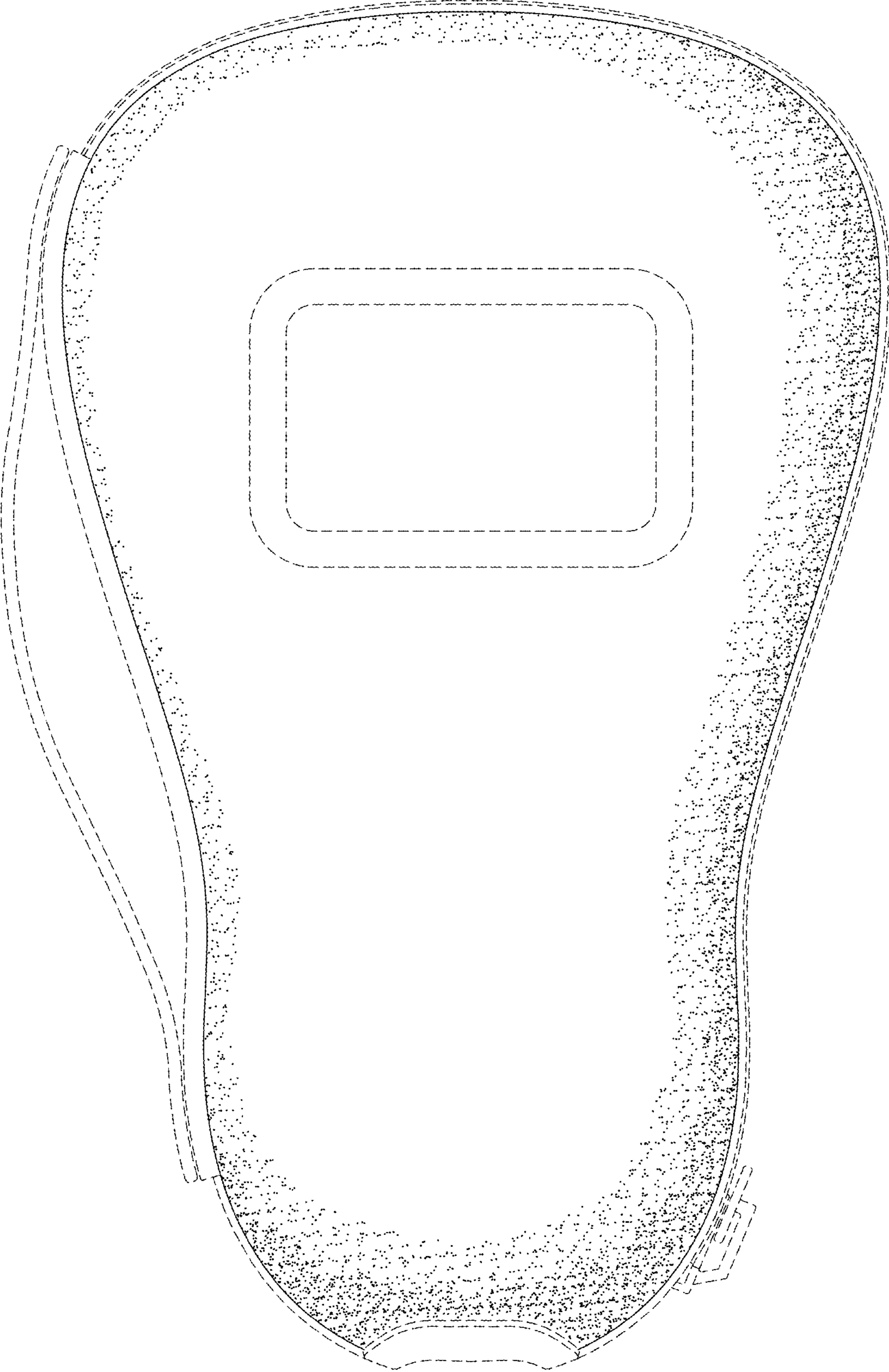


FIG. 3

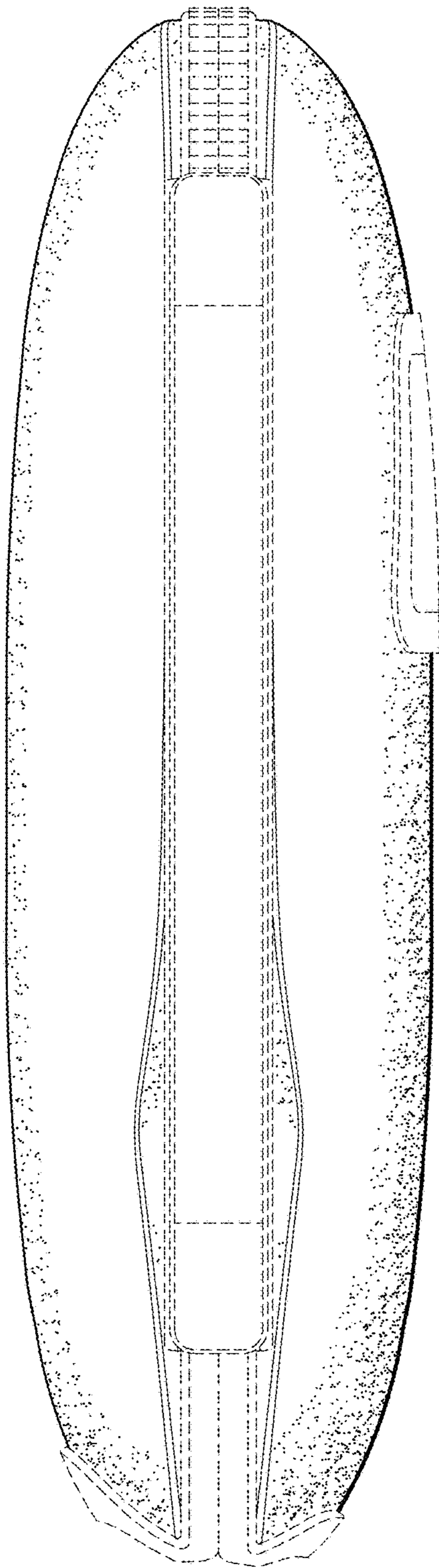


FIG. 4

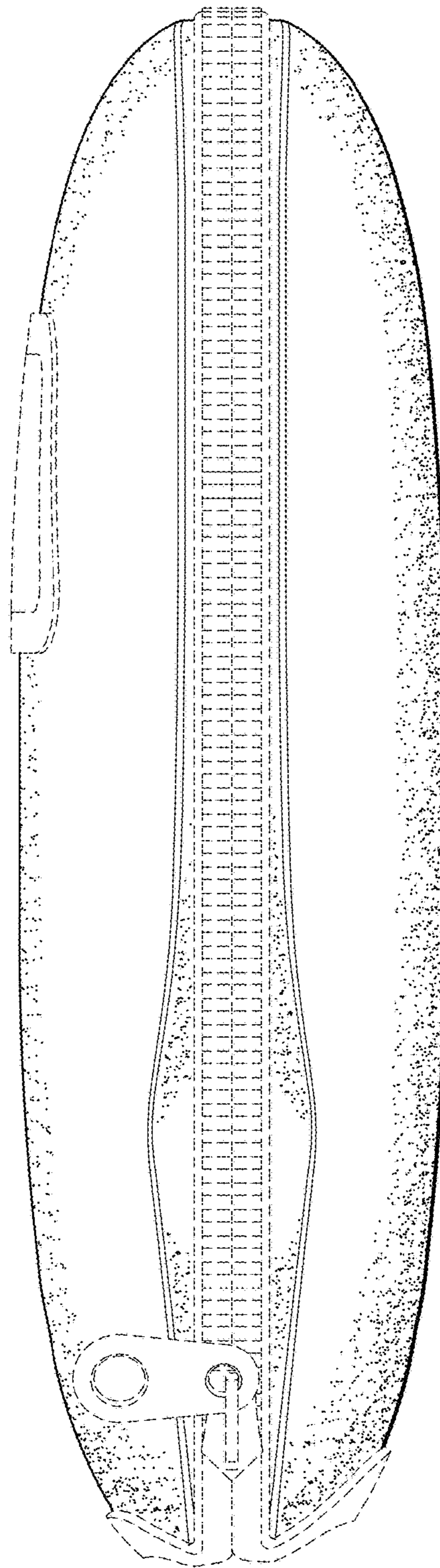


FIG. 5

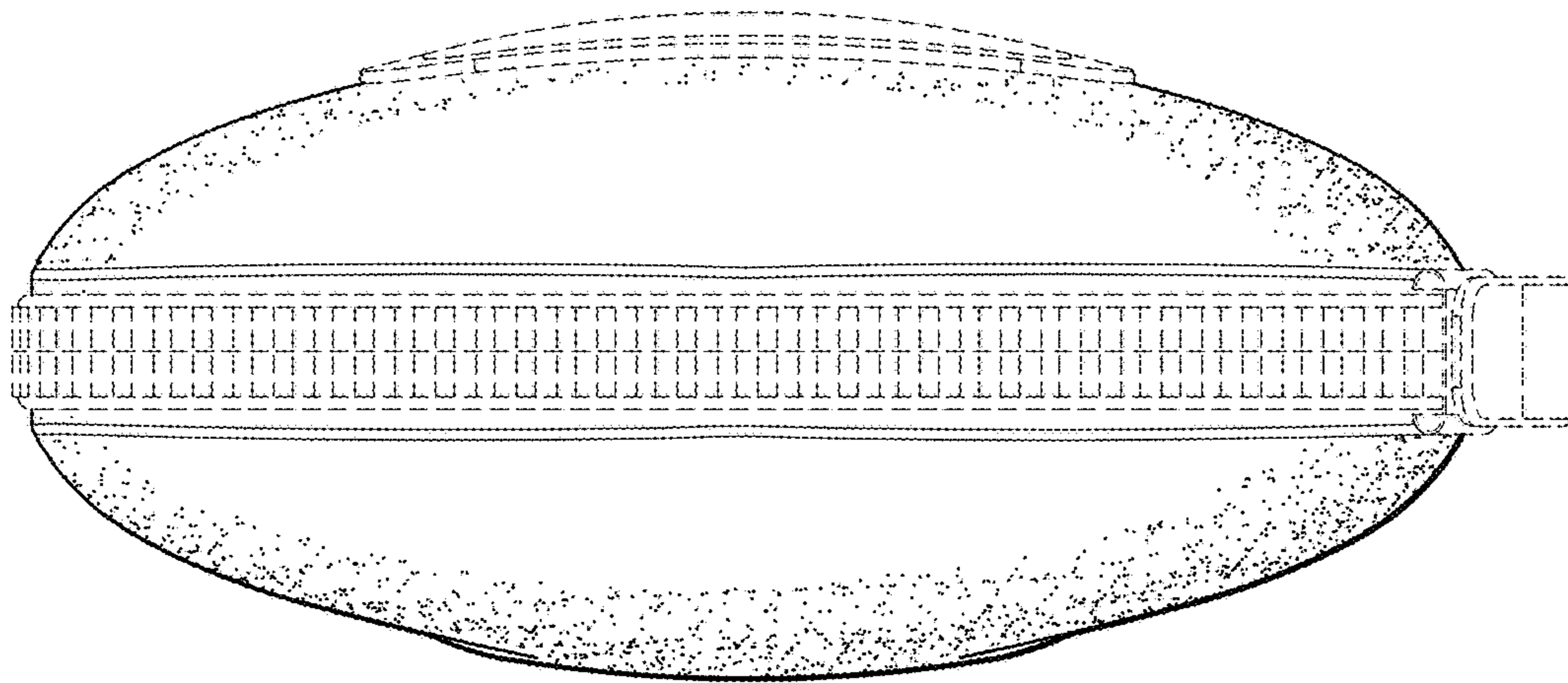


FIG. 6

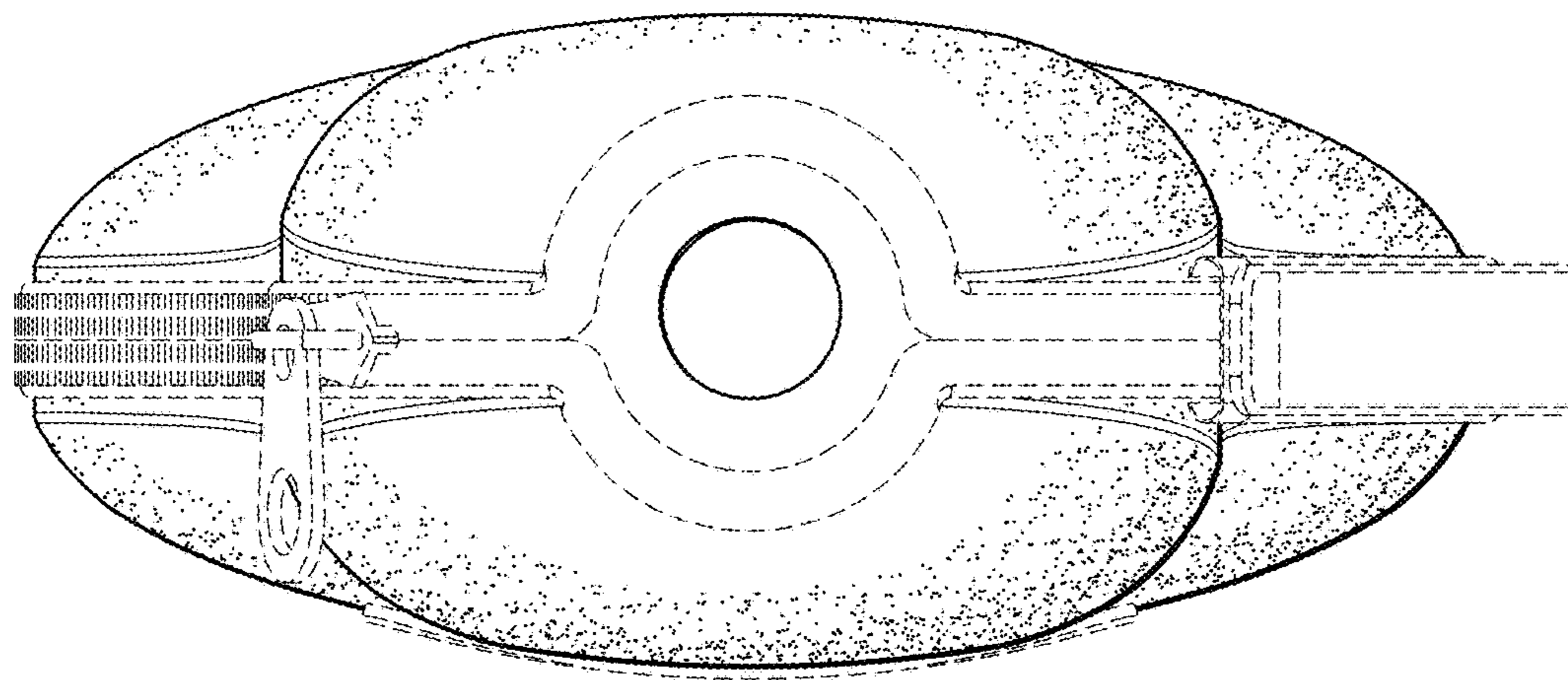


FIG. 7

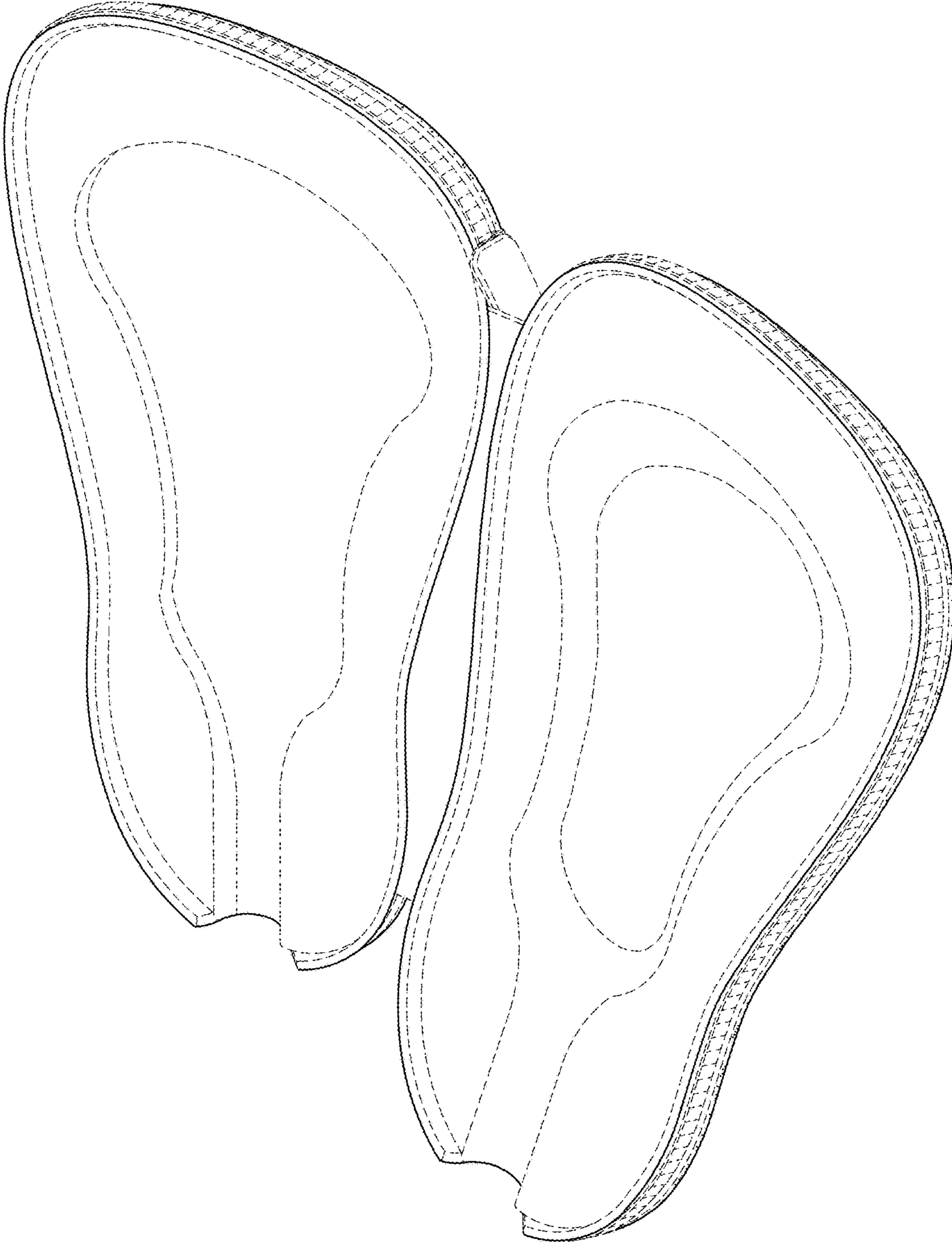


FIG. 8