



US00D810199S

(12) **United States Design Patent** (10) **Patent No.:** **US D810,199 S**
Greenboim (45) **Date of Patent:** **** Feb. 13, 2018**

(54) **WRITING AND ART INSTRUMENT**
(71) Applicant: **AMGTM LLC**, La Jolla, CA (US)
(72) Inventor: **Abraham Greenboim**, La Jolla, CA (US)

3,010,207 A * 11/1961 Barnes B25D 3/00
30/366
3,071,143 A * 1/1963 Bau A45D 34/046
132/148
D215,626 S * 10/1969 Jonkers D19/172
D233,631 S * 11/1974 Defores D19/168
(Continued)

(**) Term: **15 Years**
(21) Appl. No.: **29/556,894**

OTHER PUBLICATIONS

Japanese Office Action dated Oct. 6, 2017 for Japanese Design Application 2016-501995.

(22) Filed: **Mar. 3, 2016**
(51) **LOC (11) Cl.** **19-06**
(52) **U.S. Cl.**
USPC **D19/185**
(58) **Field of Classification Search**
USPC D14/411; D19/115-204; D28/7, 76, 88
CPC ... B43K 5/00; B43K 7/00; B43K 7/12; B43K
8/04; B43K 8/06; B43K 19/00; B43K
19/02; B43K 19/14; B43K 24/08; B43K
24/084

Primary Examiner — Elizabeth Albert
(74) *Attorney, Agent, or Firm* — The Myers Law Group

(57) **CLAIM**

The ornamental design for a writing and art instrument, as shown and described.

See application file for complete search history.

DESCRIPTION

FIG. 1 is a perspective view of a first embodiment of a writing and art instrument showing my new design; FIG. 2 is a front elevational view thereof; FIG. 3 is a rear elevational view thereof; FIG. 4 is a left side elevational view thereof; FIG. 5 is a right side elevational view thereof; FIG. 6 is a bottom plan view thereof; and FIG. 7 is a top plan view thereof. FIG. 8 is a perspective view of second embodiment of the writing and art instrument showing my new design; FIG. 9 is a front elevational view thereof; FIG. 10 is a rear elevational view thereof; FIG. 11 is a left side elevational view thereof; FIG. 12 is a right side elevational view thereof; FIG. 13 is a bottom plan view thereof; and, FIG. 14 is a top plan view thereof. The broken lines in FIGS. 1-6 and 8-13 are included to show portions of the writing and drawing instrument that form no part of the claimed design.

(56) **References Cited**

U.S. PATENT DOCUMENTS

D5,045 S * 6/1871 James D19/190
D10,653 S * 4/1878 Heysinger D19/185
263,392 A * 8/1882 Cross B43K 21/08
401/64
368,517 A * 8/1887 Cornwall A45D 40/0081
401/88
487,799 A * 12/1892 Townsend B43K 27/02
401/17
758,934 A * 5/1904 Purdy B43K 5/18
401/239
1,187,018 A * 6/1916 Sondheim B43K 21/18
401/66
D138,030 S * 6/1944 Mathews D28/73
2,669,222 A * 2/1954 Larsen B43K 21/22
401/93
D180,022 S * 4/1957 Kent D28/88
2,845,899 A * 8/1958 Lipic, Jr. B43K 24/08
401/105

1 Claim, 8 Drawing Sheets



(56)

References Cited

U.S. PATENT DOCUMENTS

D240,817 S * 8/1976 Funahashi 401/6
D252,815 S * 9/1979 Coffman D19/184
D256,136 S * 7/1980 Muller D19/169
D267,655 S * 1/1983 Verona D19/169
D267,982 S * 2/1983 Kennedy D19/169
D278,157 S * 3/1985 Mak D19/169
D289,425 S * 4/1987 Thevenot D19/168
4,987,911 A * 1/1991 Powers A45D 40/02
132/218
D318,538 S * 7/1991 Shinohara D28/7
D325,599 S * 4/1992 Poisson D19/163
D352,961 S * 11/1994 Zier D19/184
5,407,286 A * 4/1995 Powers A45D 40/04
401/68
D368,553 S * 4/1996 Welschoff D19/163
D406,166 S * 2/1999 Grannis D19/157
D408,592 S * 4/1999 Litton D19/163
D414,202 S * 9/1999 Pellissa Beneyto D19/171
D436,375 S * 1/2001 Rosenbaum D19/170
D441,791 S * 5/2001 Kimura D19/163
D466,932 S * 12/2002 Leo D19/169
D502,736 S * 3/2005 Chen 49/56
D545,896 S * 7/2007 Qiu D14/480.3
7,488,130 B2 * 2/2009 Dylkiewicz B43K 5/17
401/107
D646,323 S * 10/2011 Renner D19/186
D661,734 S * 6/2012 Johnson D19/130
D704,773 S * 5/2014 Ke D19/186
D724,668 S * 3/2015 Bo D19/170
8,970,560 B2 * 3/2015 Keda B43K 23/12
345/179
9,539,848 B2 * 1/2017 Bez B43K 7/12

* cited by examiner



FIG. 1



FIG. 2



FIG. 3



FIG. 4



FIG. 5



FIG. 6




FIG. 7



FIG. 8



FIG. 9



FIG. 10




FIG. 11

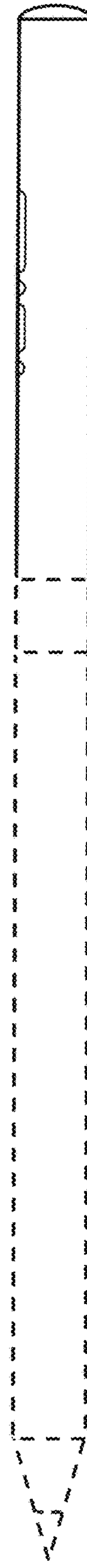


FIG. 12



FIG. 13




FIG. 14