



US00D810157S

(12) **United States Design Patent**  
**Caylor et al.**

(10) **Patent No.:** **US D810,157 S**  
(45) **Date of Patent:** **\*\* Feb. 13, 2018**

- (54) **CHUTE**
- (71) Applicant: **Silgan Containers LLC**, Woodland Hills, CA (US)
- (72) Inventors: **Gunnar J. Caylor**, Antelope, CA (US); **David S. Revers**, Waukesha, WI (US); **Brandon C. Garfoot**, Stoughton, WI (US); **James B. Moses**, Galt, CA (US)
- (73) Assignee: **Silgan Containers LLC**, Woodland Hills, CA (US)
- (\*\*) Term: **15 Years**
- (21) Appl. No.: **29/556,330**
- (22) Filed: **Feb. 29, 2016**

- D345,039 S 3/1994 Doyle
- 6,186,304 B1 2/2001 Hakansson
- D620,964 S 8/2010 Yuyama
- 8,020,686 B2 9/2011 Babineau
- 8,485,336 B2 6/2013 Tenold
- D710,755 S 8/2014 Pier
- D710,912 S 8/2014 Wehmeier
- 9,073,693 B2 7/2015 Thillen
- D754,226 S \* 4/2016 Caylor ..... D15/147

**Related U.S. Application Data**

- (62) Division of application No. 29/473,496, filed on Nov. 22, 2013, now Pat. No. Des. 754,226.
- (51) **LOC (11) Cl.** ..... **15-09**
- (52) **U.S. Cl.**  
USPC ..... **D15/138**; D15/147
- (58) **Field of Classification Search**  
USPC ..... D15/28, 131, 145, 147  
CPC ..... B28C 5/00; B28C 5/42; B28C 5/4251;  
B65G 11/00; B65G 11/10; B65G 11/14;  
B65G 11/083; B65G 11/146  
See application file for complete search history.

**References Cited**

**U.S. PATENT DOCUMENTS**

- 1,417,780 A 5/1922 Stephens
- 2,658,603 A 11/1953 Fernald
- 3,095,073 A 6/1963 Larson
- 4,821,861 A 4/1989 Shanahan

**OTHER PUBLICATIONS**

Photos of a scrap ring chute believed to be commercially available and purchased from Belvac Production Machinery, Inc. before Nov. 22, 2012.

(Continued)

*Primary Examiner* — Patricia A Palasik  
(74) *Attorney, Agent, or Firm* — Reinhart Boerner Van Deuren s.c.

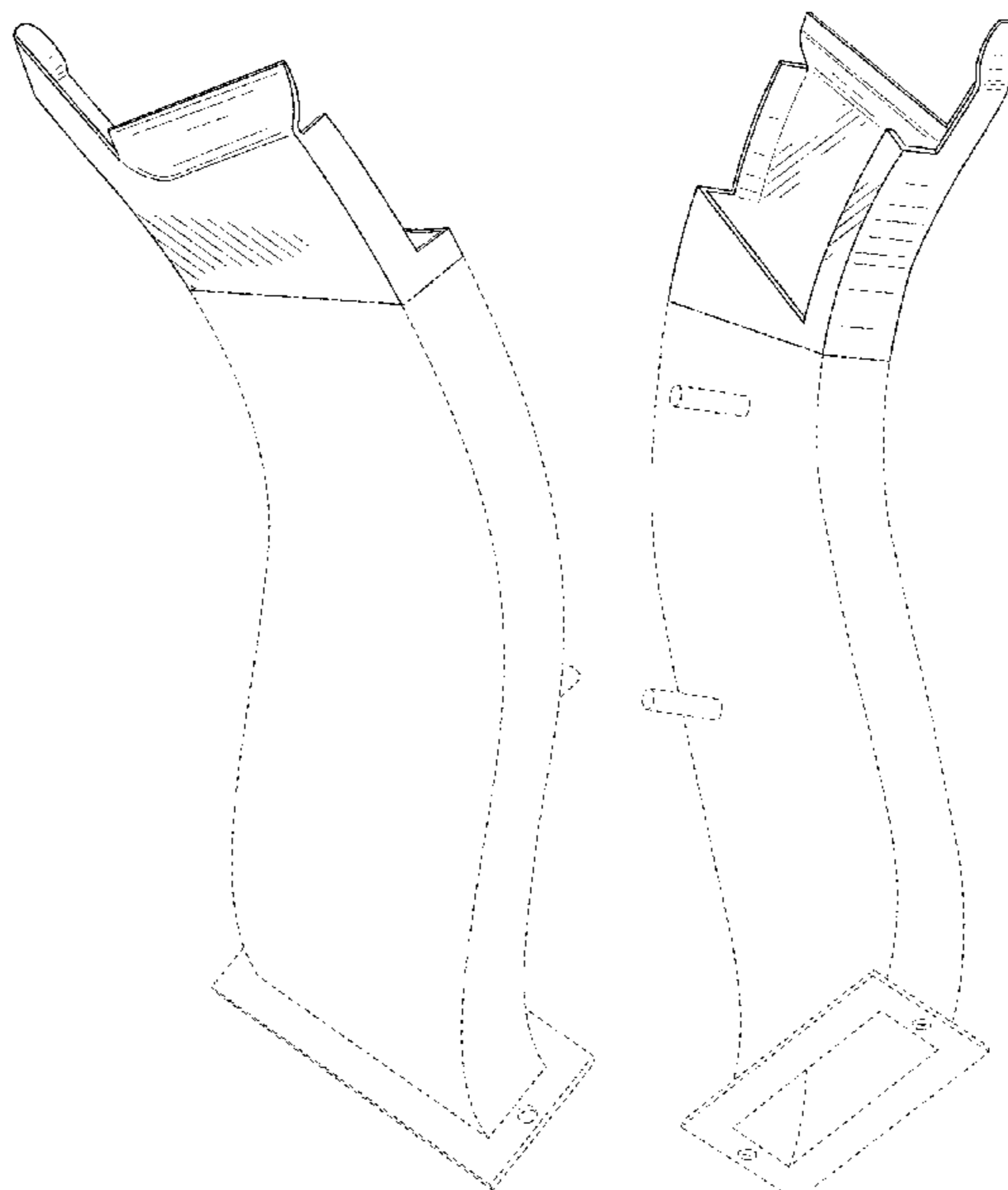
**CLAIM**

(57) We claim the ornamental design for a chute, as shown and described.

**DESCRIPTION**

FIG. 1 is a front perspective view of the claimed design; FIG. 2 is a rear perspective view of the claimed design of FIG. 1; FIG. 3 is a front view of the claimed design of FIG. 1; FIG. 4 is a rear view of the claimed design of FIG. 1; FIG. 5 is a left side view of the claimed design of FIG. 1; FIG. 6 is a right side view of the claimed design of FIG. 1; FIG. 7 is a top view of the claimed design of FIG. 1; and, FIG. 8 is a bottom view of the claimed design of FIG. 1. The broken lines in the drawings depict unclaimed environmental subject matter. The dot-dash lines in the drawings form a boundary of the claimed design.

**1 Claim, 6 Drawing Sheets**



(56)

**References Cited**

OTHER PUBLICATIONS

CC93 Trimmer Part One Operation, Safety, and Maintenance Manual for Belvac Production Machinery, Inc. CC93 trimmer purchased before Nov. 22, 2012. The CC93 Trimmer Part One Operation, Safety, and Maintenance Manual is believed to have been commercially available from Belvac Production Machinery, Inc. as of 2009.

CC93 Trimmer Part Two Machine Specifications, Installation, Troubleshooting, and Maintenance Manual for Belvac Production Machinery, Inc. CC93 trimmer purchased before Nov. 22, 2012. The CC93 Trimmer Part Two Machine Specifications, Installation, Troubleshooting, and Maintenance Manual is believed to have been commercially available from Belvac Production Machinery, Inc. as of 2009.

\* cited by examiner

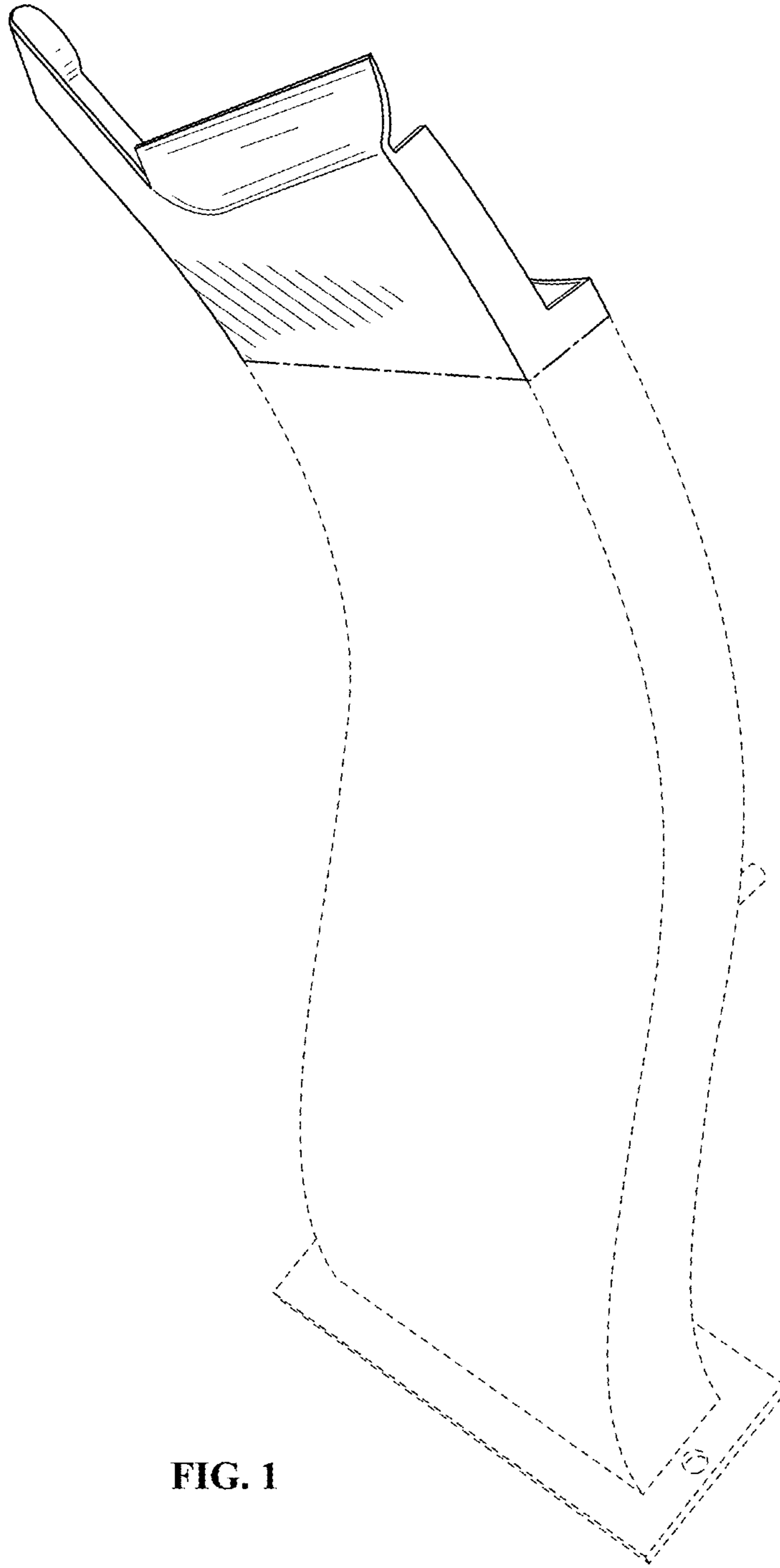


FIG. 1

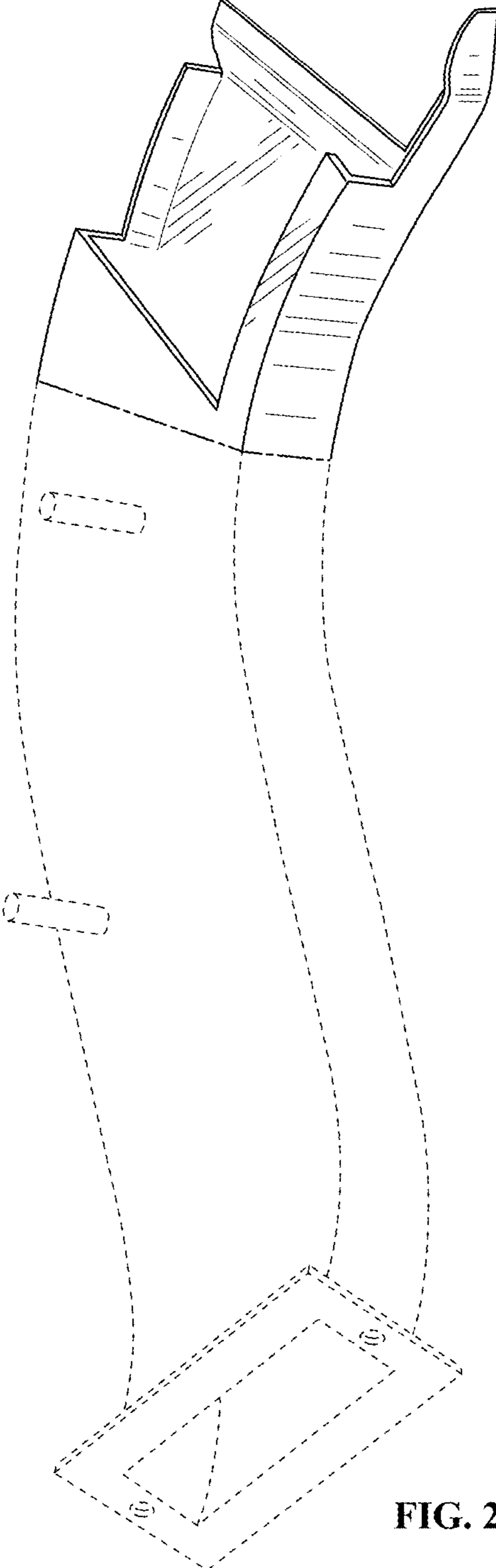


FIG. 2




FIG. 3

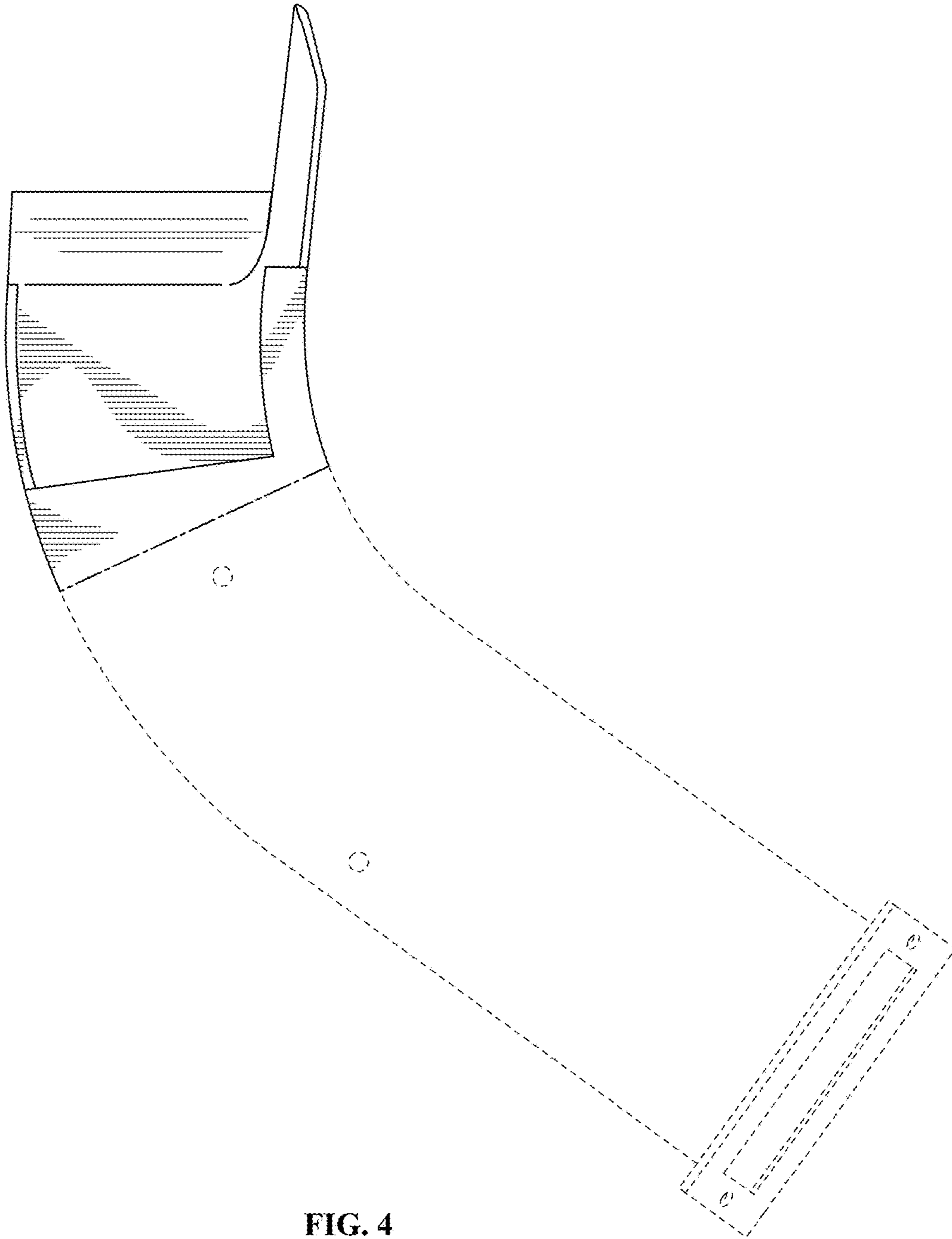


FIG. 4

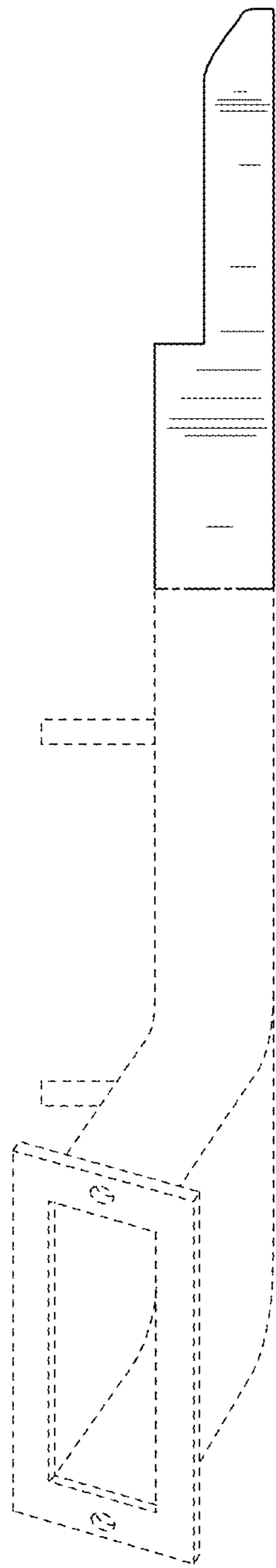


FIG. 5

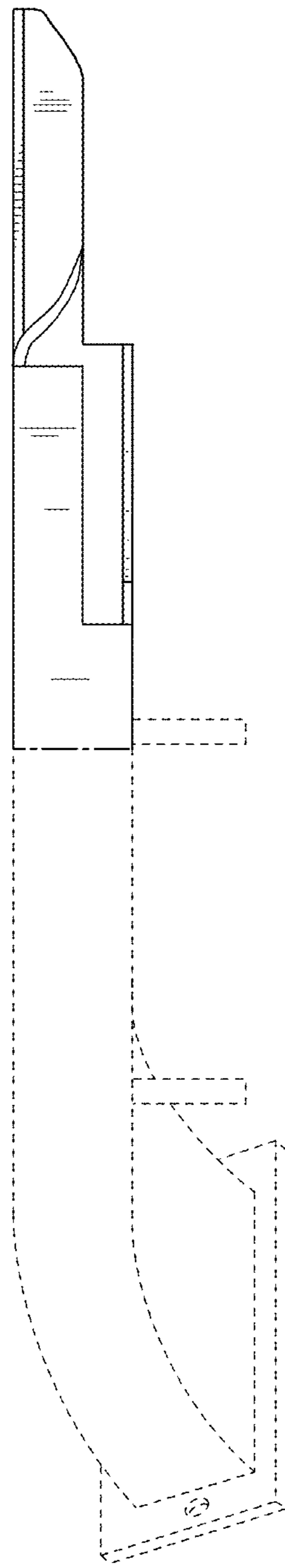


FIG. 6

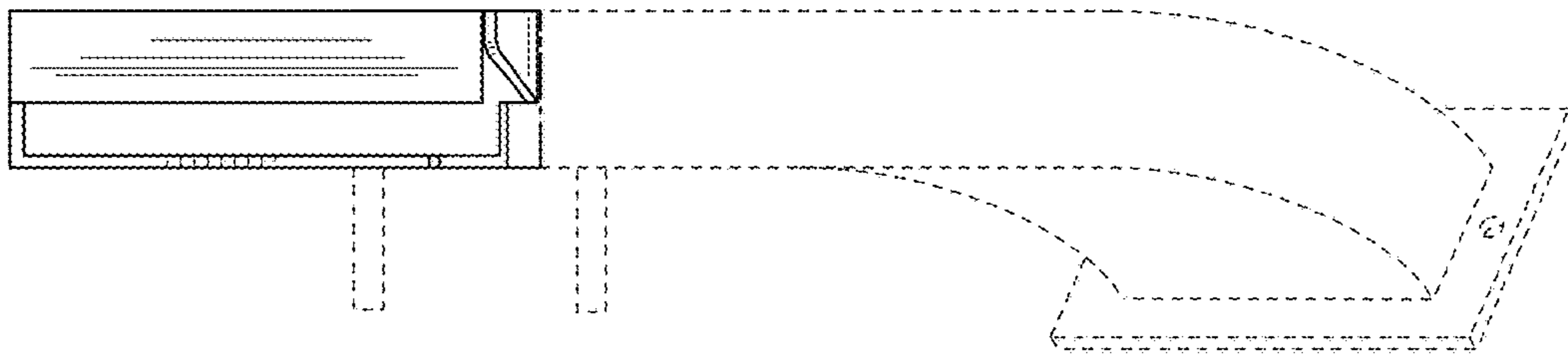


FIG. 7

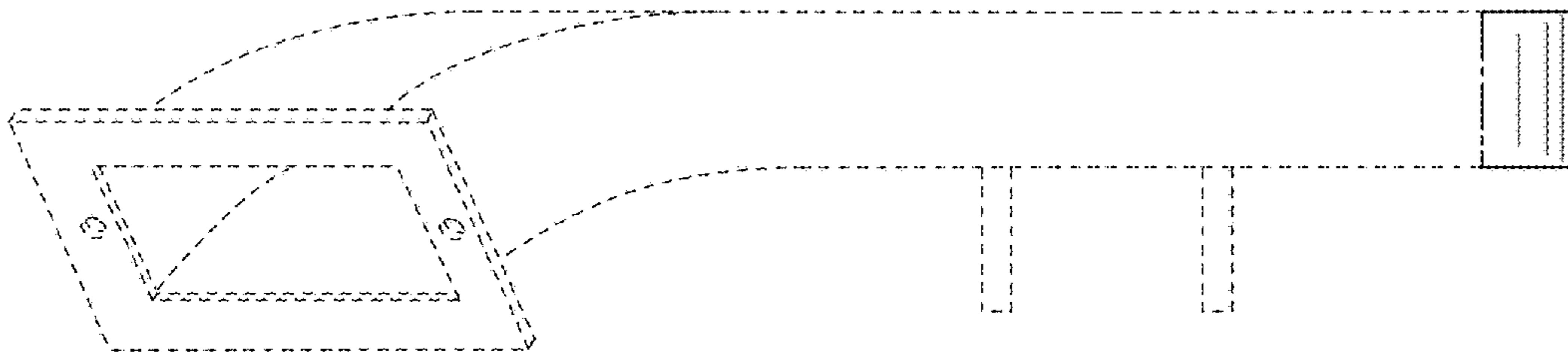


FIG. 8