



US00D810154S

(12) **United States Design Patent**  
**Lee et al.**

(10) **Patent No.:** **US D810,154 S**  
(45) **Date of Patent:** **\*\* Feb. 13, 2018**

(54) **DOOR FOR REFRIGERATOR**

(71) Applicant: **Samsung Electronics Co., Ltd.**,  
Suwon-si (KR)

(72) Inventors: **Jaemin Lee**, Incheon (KR); **Aeryun Kim**, Ansan-si (KR); **Honguk Lee**, Seongnam-si (KR)

(73) Assignee: **Samsung Electronics Co., Ltd.**,  
Suwon-si (KR)

(\*\*) Term: **15 Years**

(21) Appl. No.: **29/590,028**

(22) Filed: **Jan. 6, 2017**

(30) **Foreign Application Priority Data**

Jul. 13, 2016 (KR) ..... 30-2016-0034155

(51) **LOC (11) Cl.** ..... **15-07**

(52) **U.S. Cl.**  
USPC ..... **D15/91**

(58) **Field of Classification Search**  
USPC ..... D15/79-91  
CPC .... F25D 29/00; F25D 11/003; F25D 2700/08;  
F25D 11/02; F25D 11/022; F25D 13/06;  
F25D 19/006; F25D 2201/14; F25D  
2323/00261; F25D 2323/00262; F25D  
2323/00272; F25D 2400/361; F25D  
2500/06; F25D 2700/02; F25D 2700/12;  
F25D 29/005; F25D 29/008; F25D  
31/002

See application file for complete search history.

(56) **References Cited**

U.S. PATENT DOCUMENTS

D709,931 S \* 7/2014 Park ..... D15/91  
D744,550 S \* 12/2015 Park ..... D15/91

D747,368 S \* 1/2016 Kim ..... D15/85  
D754,217 S \* 4/2016 Choi ..... D15/89  
D755,261 S \* 5/2016 Choi ..... D15/89  
D758,461 S \* 6/2016 Lee ..... D15/91  
D771,160 S \* 11/2016 Park ..... D15/91  
D771,163 S \* 11/2016 Park ..... D15/91  
D775,675 S \* 1/2017 Kim ..... D15/91  
D783,691 S \* 4/2017 Kim ..... D15/91  
D785,055 S \* 4/2017 Kim ..... D15/85  
D786,946 S \* 5/2017 Kim ..... D15/85  
D792,914 S \* 7/2017 Lee ..... D15/89

\* cited by examiner

*Primary Examiner* — Ian Simmons  
*Assistant Examiner* — Khawaja Anwar  
(74) *Attorney, Agent, or Firm* — NSIP Law

(57) **CLAIM**

We claim the ornamental design for a door for refrigerator, as shown and described.

**DESCRIPTION**

FIG. 1 is a front perspective view of a door for refrigerator showing our new design;  
FIG. 2 is a front view thereof;  
FIG. 3 is a rear view thereof;  
FIG. 4 is a left-side view thereof;  
FIG. 5 is a right-side view thereof;  
FIG. 6 is a top view thereof;  
FIG. 7 is a bottom view thereof;  
FIG. 8 is another front perspective view thereof; and,  
FIG. 9 is a front perspective view of the door for refrigerator in which a refrigerator is provided in broken lines to illustrate an example environment.  
The broken lines in the figures depict environmental subject matter and form no part of the claimed design.  
The dot-dash broken lines in the figures represent a boundary of the claimed design and form no part thereof.

**1 Claim, 9 Drawing Sheets**

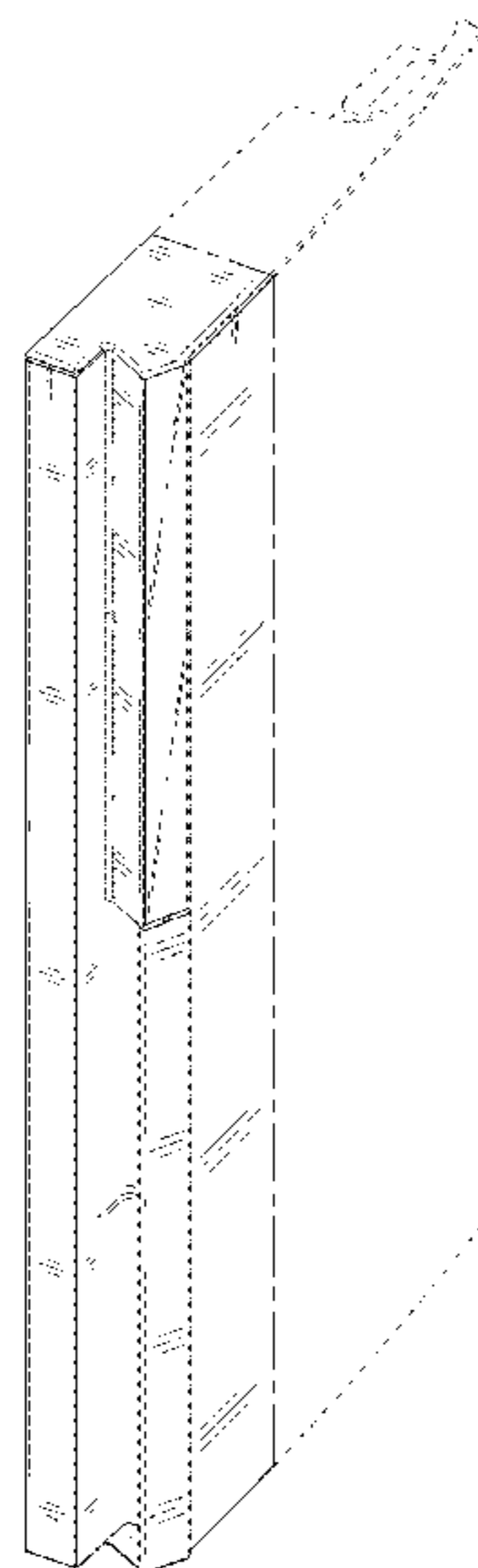


FIG. 1

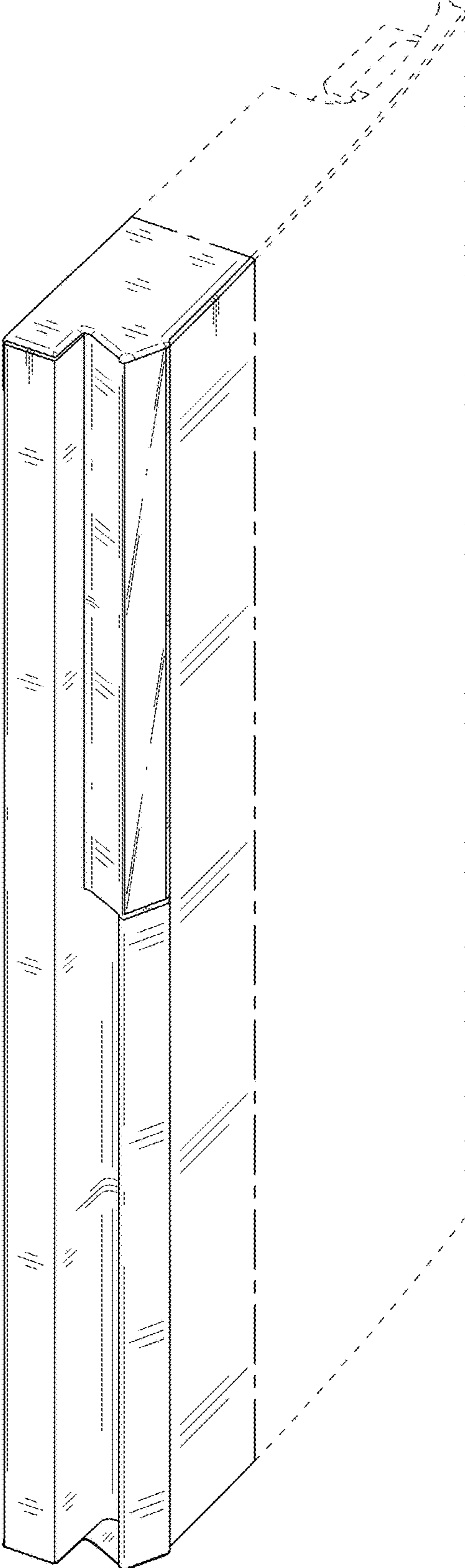


FIG. 2

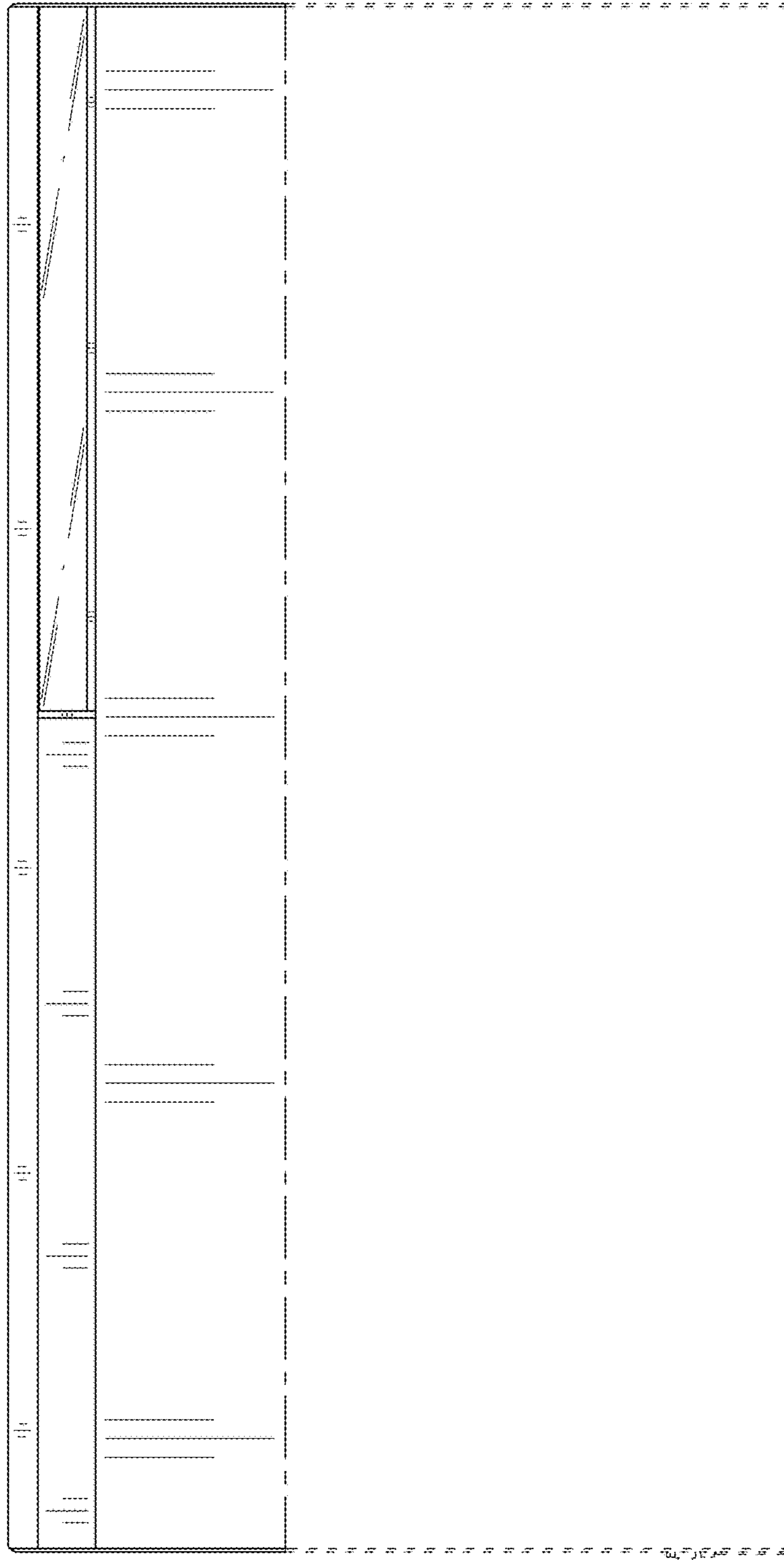


FIG. 3




FIG. 4

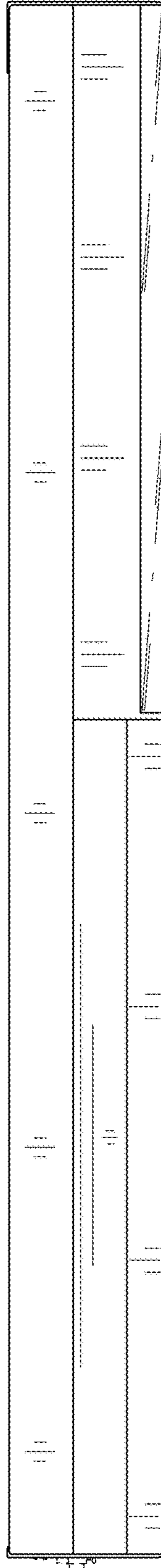


FIG. 5

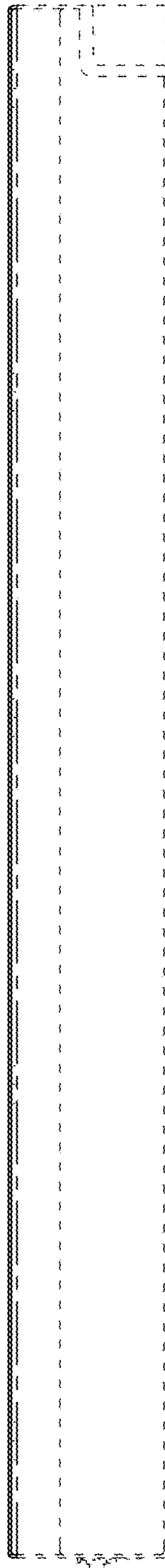


FIG. 6




FIG. 7

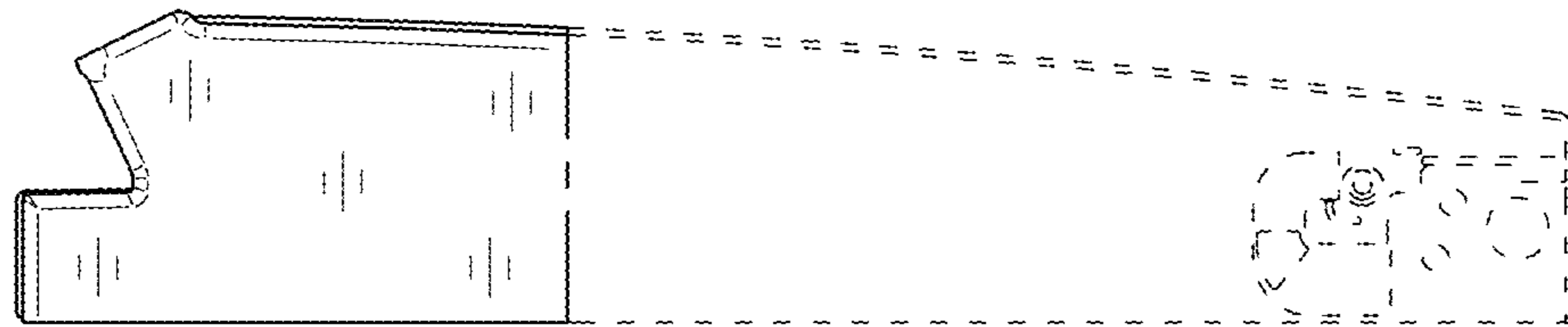




FIG. 8




FIG. 9

