



US00D810138S

(12) **United States Design Patent**  
**Yasinski**

(10) **Patent No.:** **US D810,138 S**  
(45) **Date of Patent:** **\*\* \*Feb. 13, 2018**

- (54) **TRANSOM SAVER**
- (71) Applicant: **Joseph Derek Yasinski**, Senoia, GA  
(US)
- (72) Inventor: **Joseph Derek Yasinski**, Senoia, GA  
(US)
- (\*) Notice: This patent is subject to a terminal disclaimer.
- (\*\*) Term: **14 Years**
- (21) Appl. No.: **29/501,968**
- (22) Filed: **Sep. 10, 2014**
- (51) **LOC (11) Cl.** ..... **15-01**
- (52) **U.S. Cl.**  
USPC ..... **D15/4; D12/317**
- (58) **Field of Classification Search**  
USPC ..... D15/4; D12/317  
CPC ..... B63H 20/36; B63H 20/10; B63H 20/106;  
F02B 61/045  
See application file for complete search history.

- 5,393,251 A \* 2/1995 Gilbert ..... B63H 20/36  
248/640
- D392,245 S \* 3/1998 Johnson, Sr. .... D12/317
- D533,877 S \* 12/2006 Nakamura ..... D15/4
- 7,278,893 B1 \* 10/2007 Frantz ..... B63H 20/36  
440/49
- 7,335,073 B1 \* 2/2008 Christian ..... B63H 20/36  
248/642
- D625,334 S \* 10/2010 Gouge ..... D15/4
- 9,145,194 B2 \* 9/2015 Marks ..... B63H 20/36
- 2001/0044243 A1 \* 11/2001 Thompson ..... B63H 20/36  
440/55
- 2002/0098752 A1 \* 7/2002 Fischer ..... B60P 3/1066  
440/113
- 2007/0214852 A1 \* 9/2007 Frantz ..... H04L 12/2801  
70/431

\* cited by examiner

*Primary Examiner* — Cynthia M Chin  
(74) *Attorney, Agent, or Firm* — Dunlap, Bennett & Ludwig

(57) **CLAIM**

The ornamental design for a transom saver, as shown and described.

**DESCRIPTION**

FIG. 1 is a perspective front view of a transom saver, shown in use supporting an outboard motor;

FIG. 2 is a front elevation view of the transom saver; the rear elevation view being an identical image thereof;

FIG. 3 is a left side elevation view of the transom saver;

FIG. 4 is a right side elevation view of the transom saver; and,

FIG. 5 is a top plan view of the transom saver.

The broken lines shown in FIG. 1 illustrate the outboard motor supported by the transom saver, the outboard motor forms no part of the claimed design.

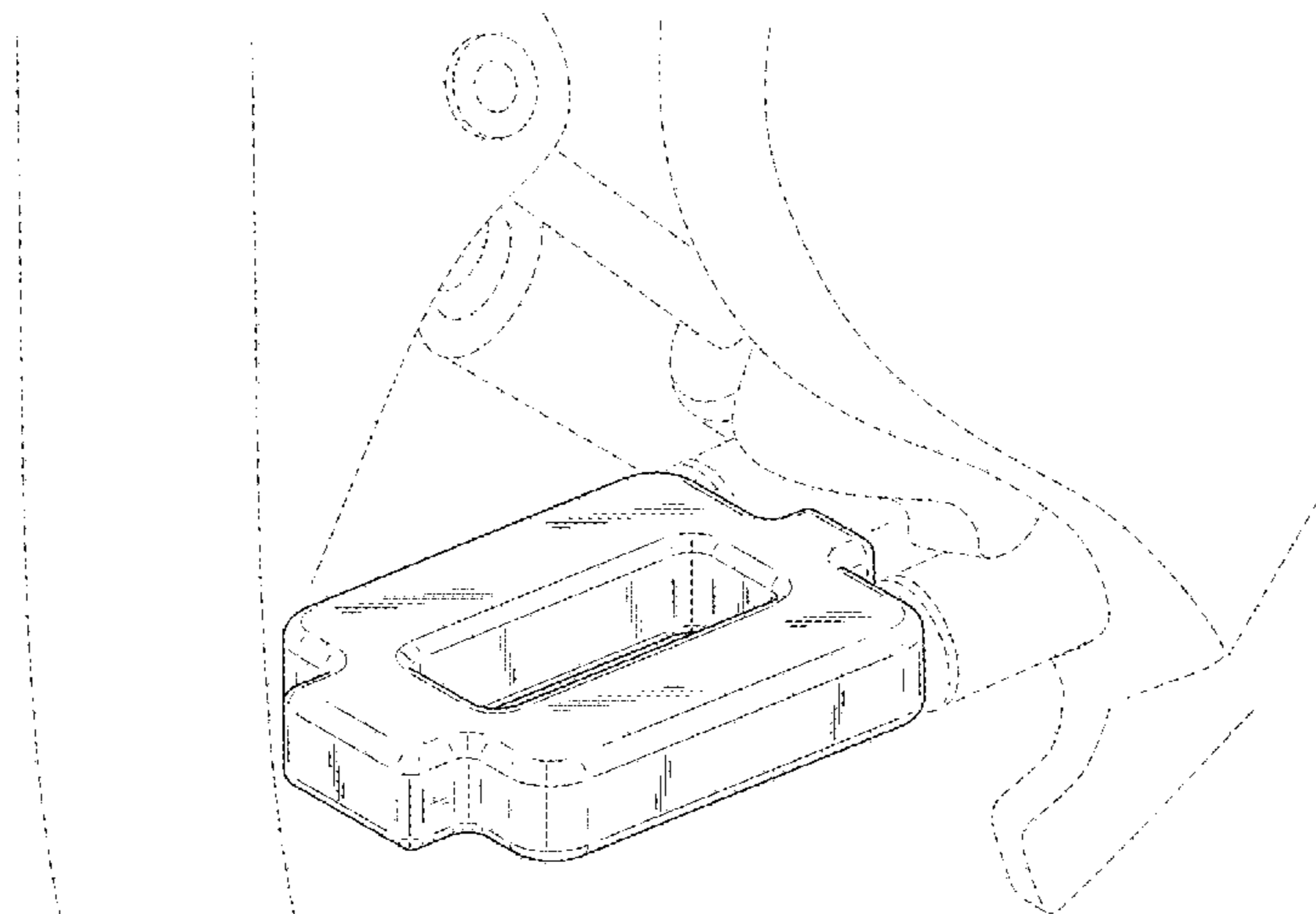
The broken lines shown in FIG. 4 illustrate cavities in the transom saver that form no part of the claimed design.

**1 Claim, 2 Drawing Sheets**

(56) **References Cited**

U.S. PATENT DOCUMENTS

- 2,934,303 A \* 4/1960 Conrad ..... B63H 20/106  
248/351
- 4,125,236 A \* 11/1978 Landwerlen ..... B63C 13/00  
248/640
- 4,331,431 A \* 5/1982 Estes ..... B63H 20/36  
248/640
- 4,367,860 A \* 1/1983 Strang ..... B63H 20/10  
248/641
- D289,296 S \* 4/1987 Mahoney ..... D12/317
- D297,013 S \* 8/1988 McGuire ..... D15/4
- 4,826,460 A \* 5/1989 Zuckerman ..... B63H 21/265  
114/144 R
- 4,911,395 A \* 3/1990 Jones, Jr. .... B63H 20/36  
248/351



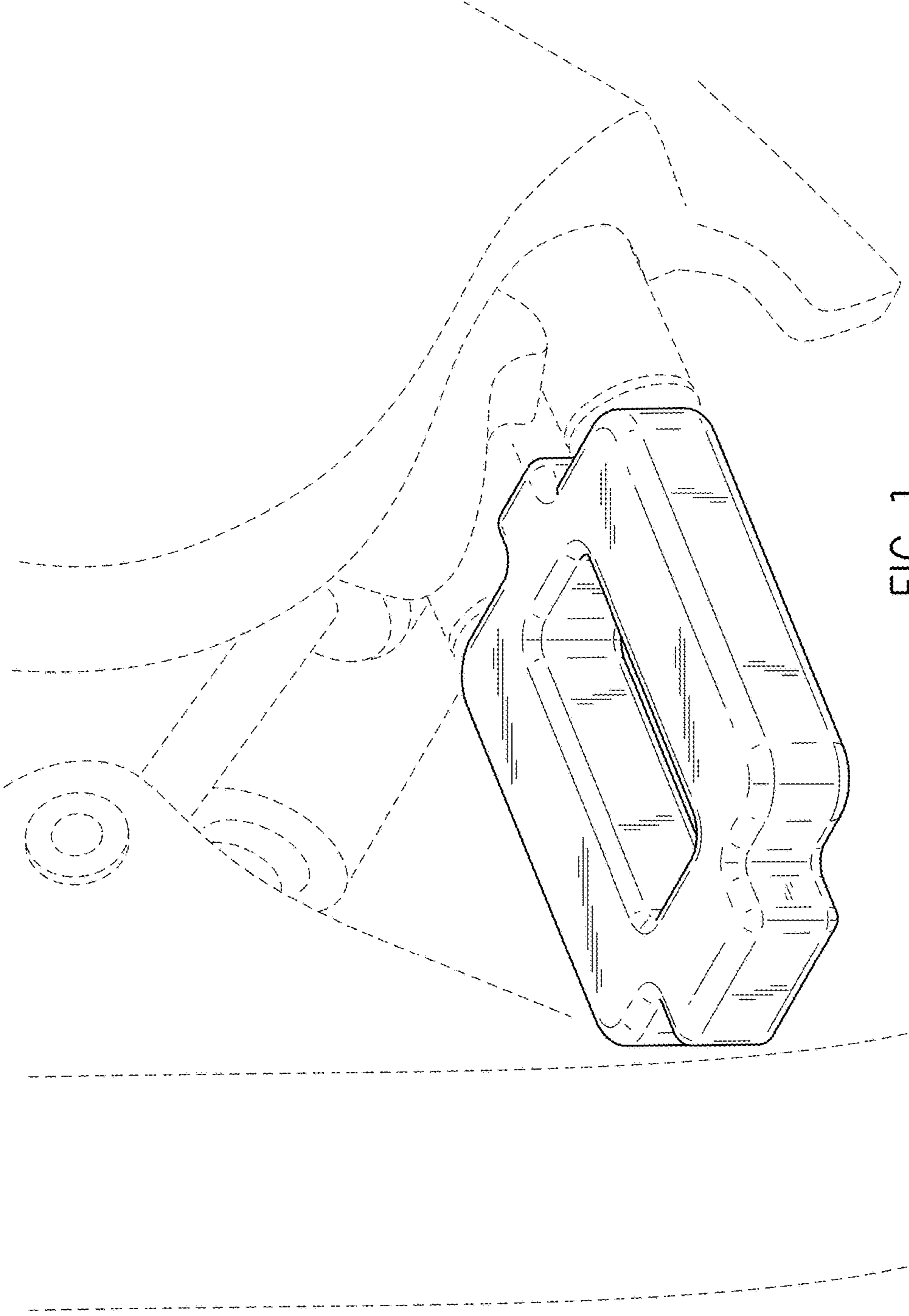


FIG. 1

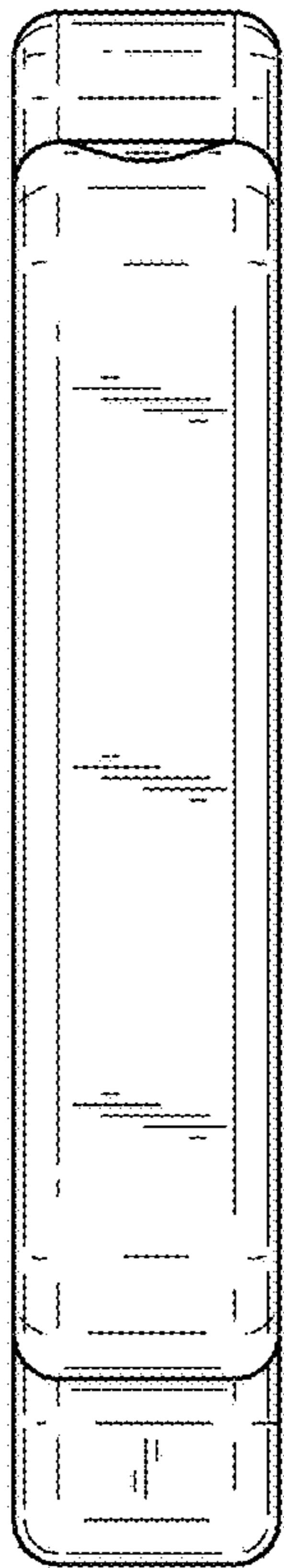


FIG. 2




FIG. 3

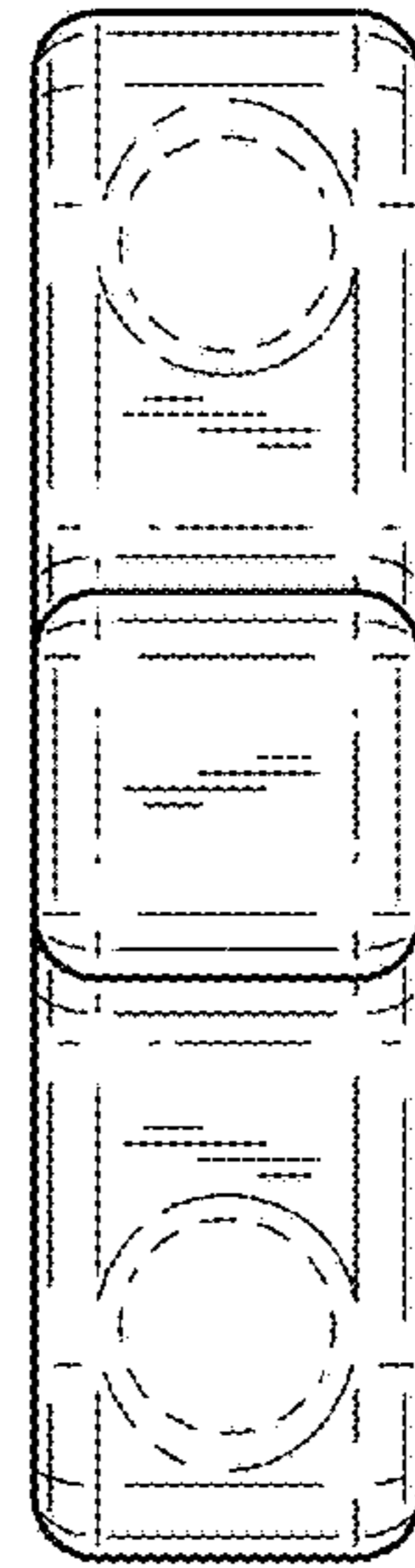


FIG. 4

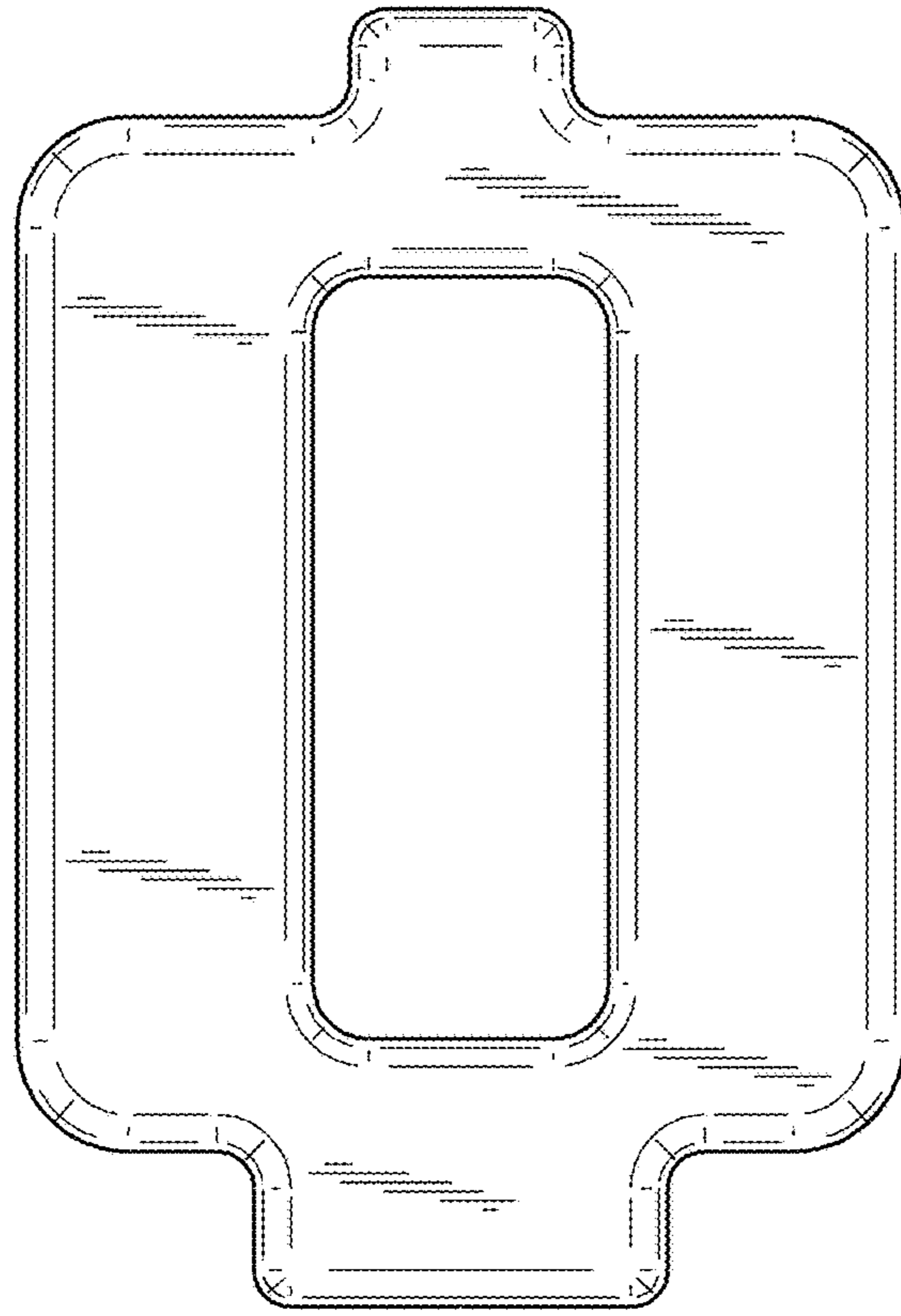


FIG. 5