



US00D810112S

(12) **United States Design Patent**  
**Hasjim et al.**

(10) **Patent No.:** **US D810,112 S**

(45) **Date of Patent:** **\*\* Feb. 13, 2018**

(54) **DISPLAY SCREEN OR PORTION THEREOF WITH ANIMATED GRAPHICAL USER INTERFACE**

(71) Applicant: **Illumina, Inc.**, San Diego, CA (US)

(72) Inventors: **Prita Hasjim**, San Diego, CA (US);  
**Thuy Tran**, San Diego, CA (US)

(73) Assignee: **Illumina, Inc.**, San Diego, CA (US)

(\*\*) Term: **15 Years**

(21) Appl. No.: **29/581,052**

(22) Filed: **Oct. 14, 2016**

(51) **LOC (11) Cl.** ..... **14-04**

(52) **U.S. Cl.**  
USPC ..... **D14/486**

(58) **Field of Classification Search**  
USPC ..... D14/485–495  
CPC .. G06F 3/0481; G06F 3/04817; G06F 3/0482;  
G06F 3/04842; G06F 3/04847; G06F  
3/0488; G06F 3/04883  
See application file for complete search history.

(56) **References Cited**

**U.S. PATENT DOCUMENTS**

D454,574 S *	3/2002	Wasko	.....	D14/487
D521,521 S *	5/2006	Jewitt	.....	D14/487
D656,948 S *	4/2012	Knudsen	.....	D14/487
D684,160 S *	6/2013	Truelove	.....	D14/485
D684,161 S *	6/2013	Truelove	.....	D14/485
D749,625 S *	2/2016	Yang	.....	D14/488
D750,098 S *	2/2016	Song	.....	D14/485
9,256,351 B2 *	2/2016	Andersson	.....	
		Reimer	.....	G06F 3/0482
D752,625 S *	3/2016	Dong	.....	D14/487
D761,815 S *	7/2016	Velasco	.....	D14/485
D775,638 S *	1/2017	Lee	.....	D14/485
D776,131 S *	1/2017	Cartlidge	.....	D14/485
D777,747 S *	1/2017	Derby	.....	D14/486
D781,301 S *	3/2017	Rhodes	.....	D14/485

D783,657 S *	4/2017	Pitman	.....	D14/486
D788,134 S *	5/2017	Wong	.....	D14/486
D792,428 S *	7/2017	McGovern	.....	D14/485
D795,273 S *	8/2017	Rhodes	.....	D14/485
2012/0064518 A1 *	3/2012	Diefenbach	.....	C12N 15/89 435/6.1
2013/0024799 A1 *	1/2013	Fadell	.....	G05D 23/1902 715/771
2014/0052383 A1 *	2/2014	Larson	.....	G06F 19/18 702/20

(Continued)

*Primary Examiner* — Cathron C Brooks

*Assistant Examiner* — Andrew T Nemeth

(74) *Attorney, Agent, or Firm* — Knobbe Martens Olson & Bear LLP

(57) **CLAIM**

The ornamental design for a display screen or portion thereof with animated graphical user interface, as shown and described.

**DESCRIPTION**

FIG. 1 is a front view of a display screen or portion thereof with animated graphical user interface showing the first image in a sequence;

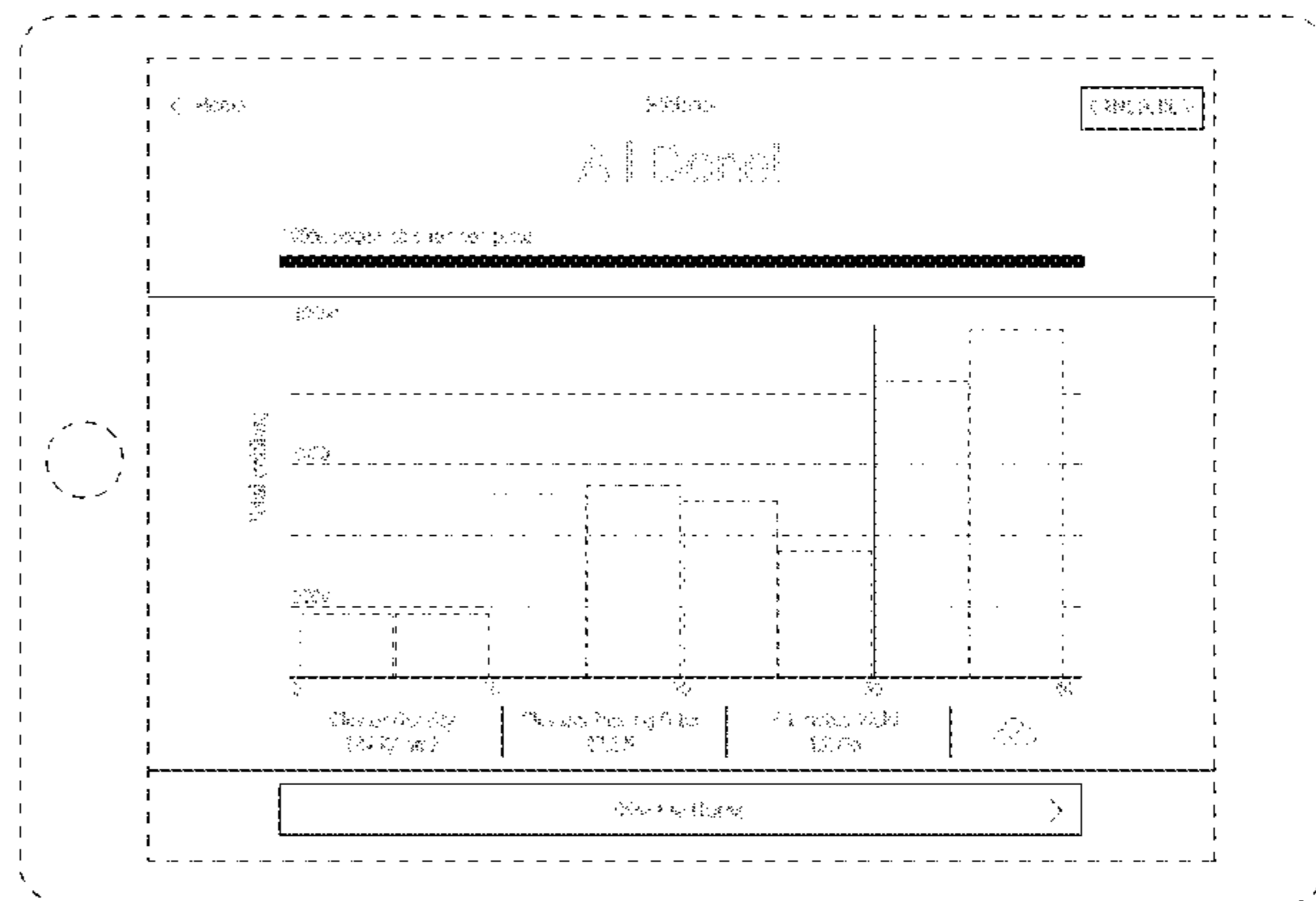
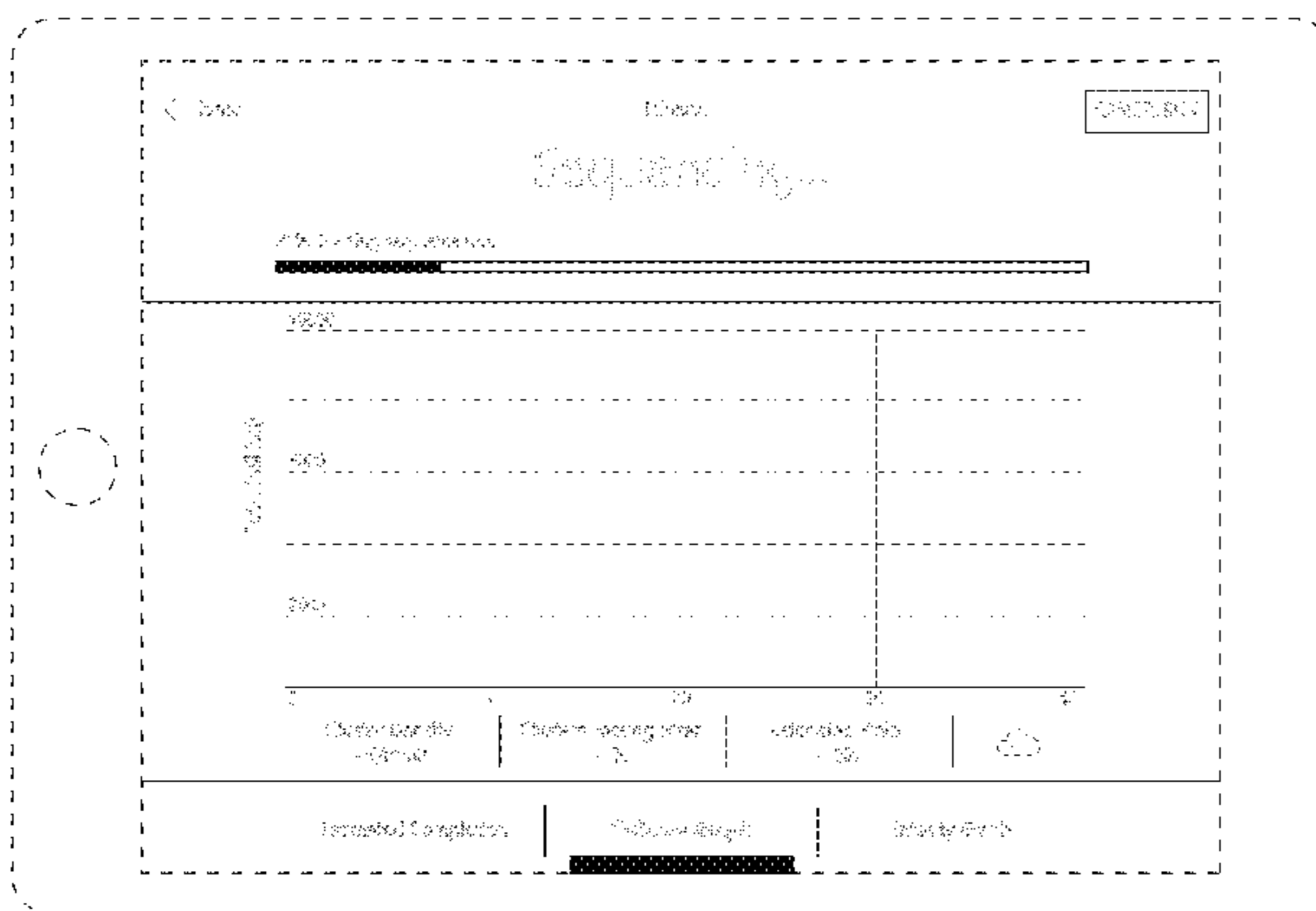
FIG. 2 is a second image thereof; and,

FIG. 3 is a third image thereof.

The appearance of the animated image sequentially transitions between the images shown in FIGS. 1-3. The process or period in which one image transitions to another image forms no part of the claimed design.

The dashed broken line showing an electronic device and display screen or portion thereof illustrate environmental structure and the article of manufacture respectively. The remaining dashed broken lines illustrate portions of the graphical user interface. The dotted line showing of all text and numerals illustrates portions of the graphical user interface. None of the broken lines form part of the claimed design.

**1 Claim, 3 Drawing Sheets**



(56)

**References Cited**

U.S. PATENT DOCUMENTS

2016/0092631 A1\* 3/2016 Yandell ..... G06F 19/22  
702/19  
2017/0201850 A1\* 7/2017 Raleigh ..... H04W 4/001

\* cited by examiner

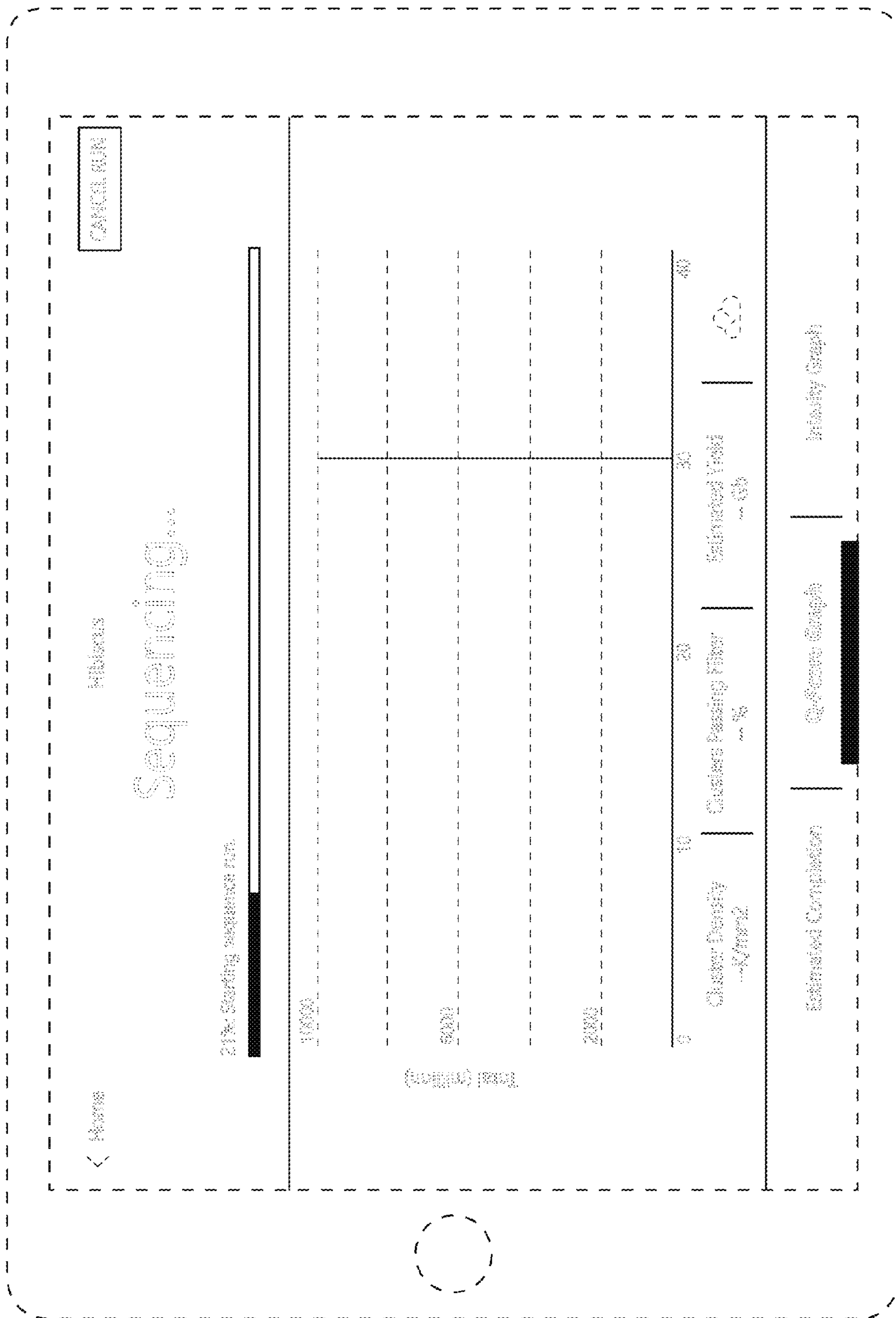


FIG. 1

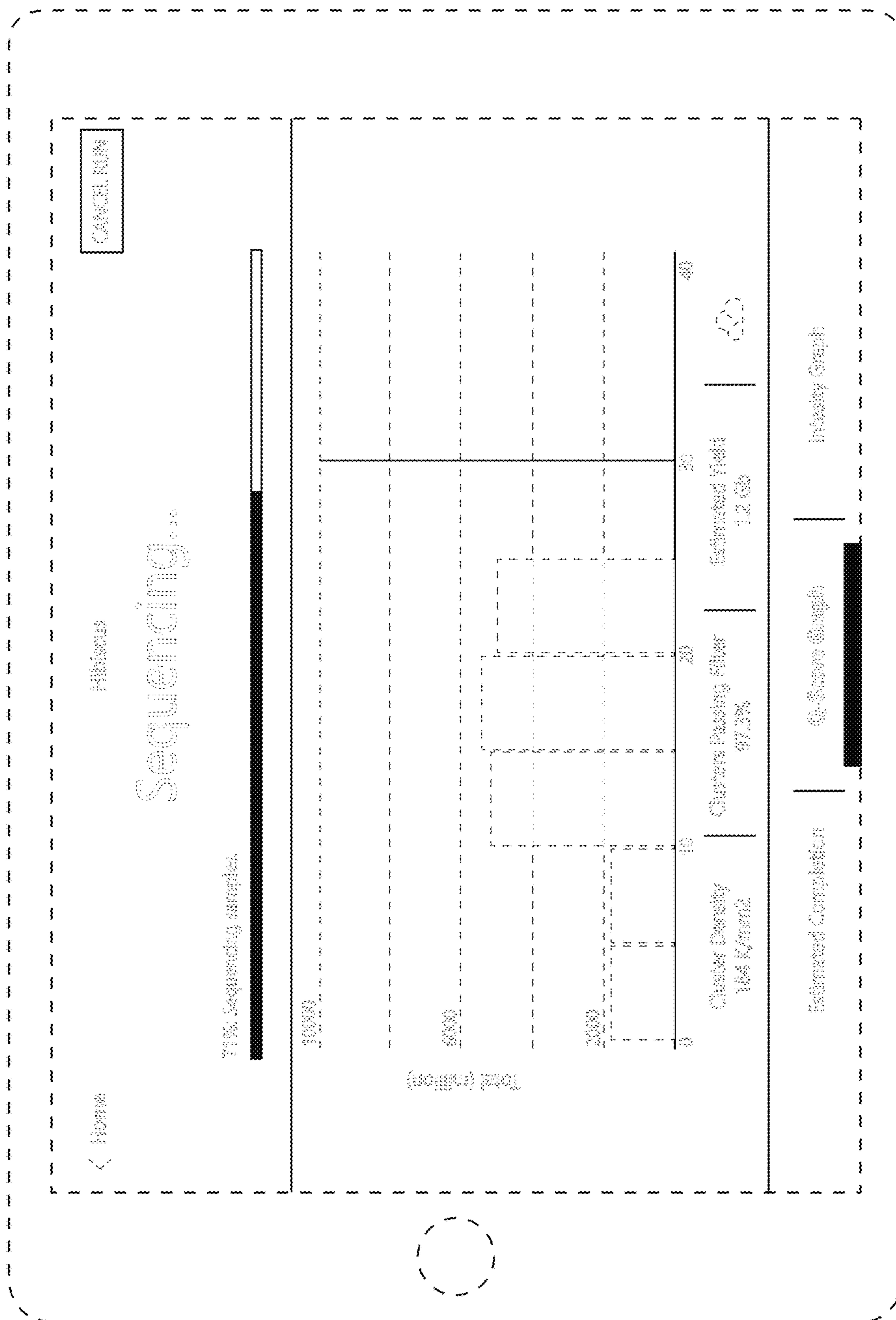


FIG. 2

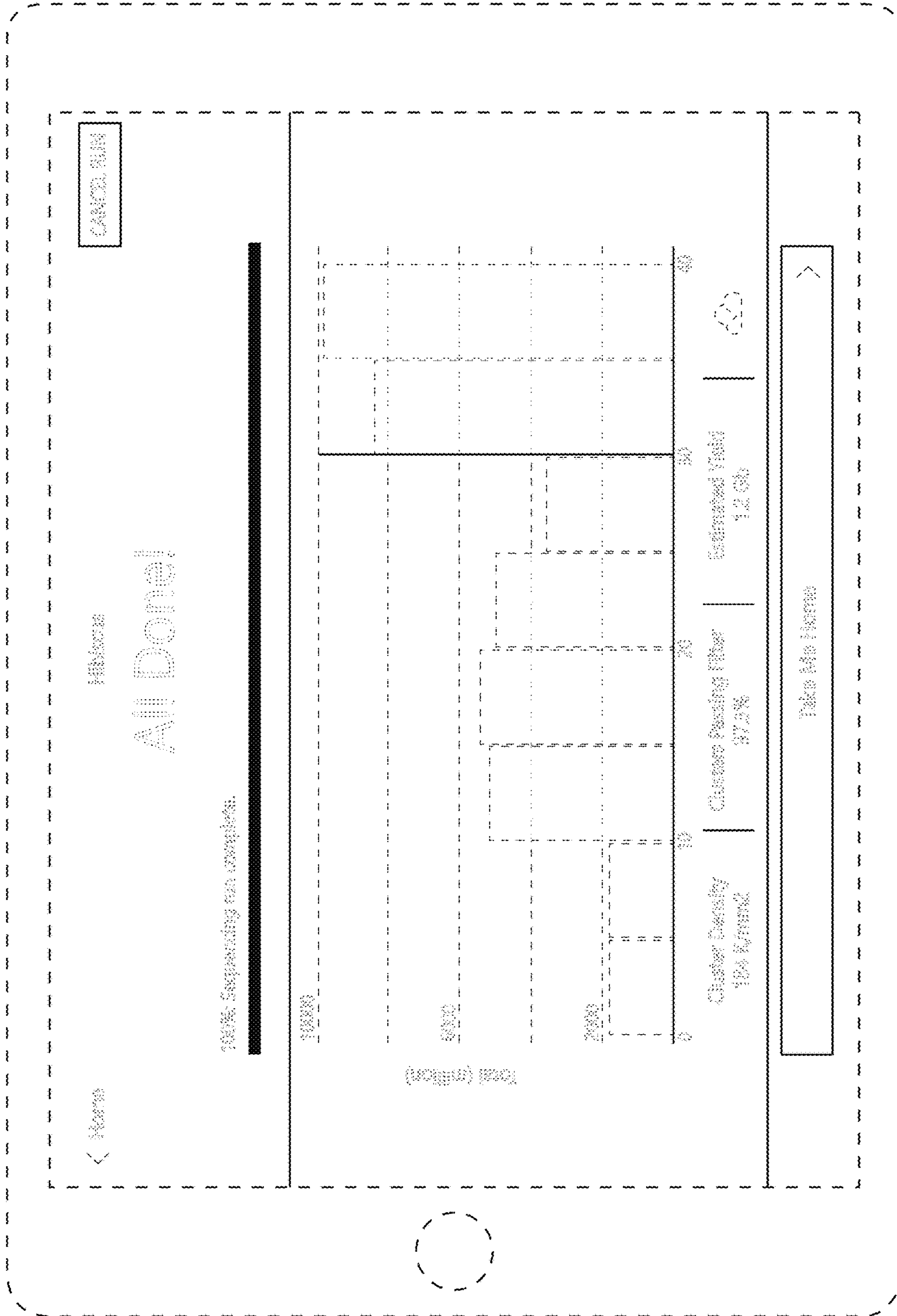


FIG. 3