



US00D810100S

(12) **United States Design Patent**
Govindan Sankar Selvan et al.

(10) **Patent No.:** **US D810,100 S**
(45) **Date of Patent:** **** Feb. 13, 2018**

(54) **DISPLAY SCREEN OR PORTION THEREOF WITH AN ANIMATED GRAPHICAL USER INTERFACE**

(71) Applicant: **SMARTORG, INC.**, Menlo Park, CA (US)

(72) Inventors: **Lokmanyathilak Govindan Sankar Selvan**, San Jose, CA (US); **Fan Yu**, Los Altos, CA (US); **Suhui Chen**, Cupertino, CA (US); **Peter Charles McNamee**, Menlo Park, CA (US); **Somik Raha**, San Jose, CA (US); **Jean Yao**, Saratoga, CA (US)

(73) Assignee: **SMARTORG, INC.**, San Jose, CA (US)

(**) Term: **15 Years**

(21) Appl. No.: **29/588,330**

(22) Filed: **Dec. 20, 2016**

(51) **LOC (11) Cl.** **14-04**

(52) **U.S. Cl.**
USPC **D14/485**

(58) **Field of Classification Search**
USPC D14/485-495
CPC .. G06F 3/048; G06F 3/04842; G06F 3/04847; G06F 3/0481; G06F 17/211; G06F 17/212

See application file for complete search history.

(56) **References Cited**

U.S. PATENT DOCUMENTS

D599,363 S *	9/2009	Mays	D14/485
D604,307 S *	11/2009	Stiller	D14/486
D665,401 S *	8/2012	Rai	D14/486
D670,725 S *	11/2012	Mori	D14/486
D678,306 S *	3/2013	Philopoulos	D14/486
D681,048 S *	4/2013	Freiberger	D14/486

D681,049 S *	4/2013	Freiberger	D14/486
D691,626 S *	10/2013	Philopoulos	D14/486
8,805,830 B2 *	8/2014	Katinsky	G06F 17/30053 369/30.08
D712,918 S *	9/2014	Frick	D14/487
D716,332 S *	10/2014	Chotin	D14/486
D716,831 S *	11/2014	Schoger	D14/486
D718,325 S *	11/2014	Schoger	D14/486
D723,055 S *	2/2015	Francisco	D14/486
D725,136 S *	3/2015	Prajapati	D14/486

(Continued)

Primary Examiner — Darlington Ly

Assistant Examiner — Daniel J Domino

(74) *Attorney, Agent, or Firm* — Shartsis Friese LLP; Cecily Anne O'Regan

(57) **CLAIM**

The ornamental design for a display screen or portion thereof with an animated graphical user interface, as shown and described.

DESCRIPTION

FIG. 1 is a first image in a sequence for a display screen or portion thereof with an animated graphical user interface showing our new design;

FIG. 2 is a second image thereof;

FIG. 3 is a third image thereof;

FIG. 4 is a fourth image thereof;

FIG. 5 is a fifth image thereof;

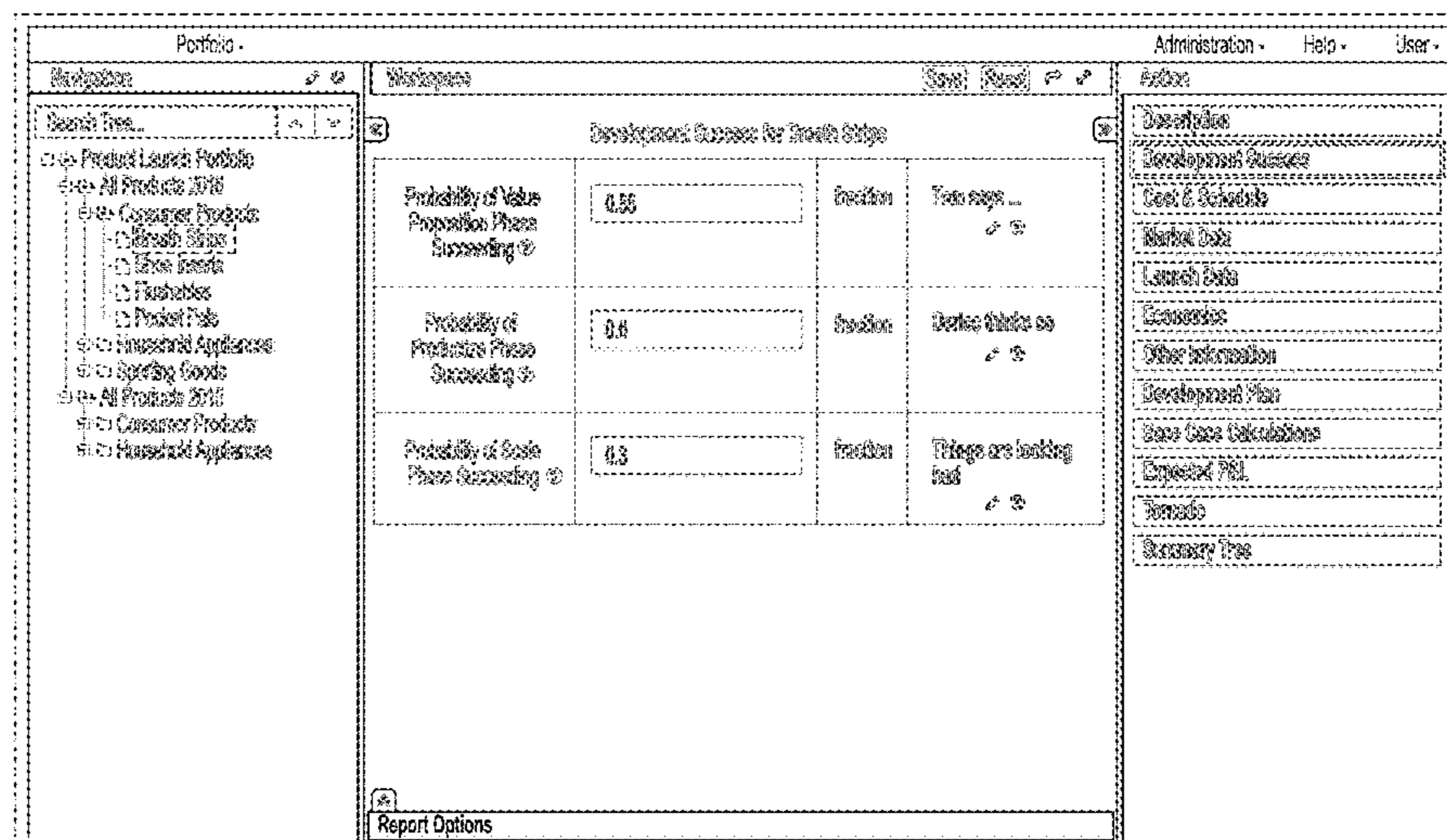
FIG. 6 is a sixth image thereof;

FIG. 7 is a seventh image thereof; and,

FIG. 8 is an eighth image thereof.

The appearance of the graphical user interface transitions sequentially between the images shown in FIGS. 1-8. The process or period in which one image transitions to another forms no part of the claimed design. The broken lines showing a display screen and the other broken lines showing elements of the graphical user interface illustrate portions of the article and do not form part of the claimed design.

1 Claim, 8 Drawing Sheets



(56)

References Cited

U.S. PATENT DOCUMENTS

D732,572	S *	6/2015	Nieminen	D14/488
D733,737	S *	7/2015	Omiya	D14/486
D742,892	S *	11/2015	Mitchell	D14/485
D760,275	S *	6/2016	Zhang	D14/488
D765,694	S *	9/2016	Knapp	D14/486
D766,922	S *	9/2016	Osotio	D14/485
D767,609	S *	9/2016	Mehrzad	D14/486
D768,146	S *	10/2016	Osotio	D14/485
D768,166	S *	10/2016	Kim	D14/486
D768,183	S *	10/2016	Steplyk	D14/486
D768,686	S *	10/2016	Cho	D14/486
D783,650	S *	4/2017	Caporal	D14/486
D785,650	S *	5/2017	Kagan	D14/486
D787,534	S *	5/2017	Leise	D14/485
D791,173	S *	7/2017	Hart	D14/488
D791,825	S *	7/2017	Eze	D14/492
2016/0026384	A1 *	1/2016	Hwang	G06F 3/04886
				715/773
2016/0357358	A1 *	12/2016	Forster	G06F 3/0481

* cited by examiner

Portfolio ▾ Administration ▾ Help ▾ User ▾

Navigation ↻ ↶ ↷ ↸

Search Tree...
 5.0 Product Launch Portfolio
 5.1 All Products 2016
 5.2 Consumer Products
 5.3 Breath Strips
 5.4 Shoe Inserts
 5.5 Fishbikes
 5.6 Pocket Pals
 5.7 Household Appliances
 5.8 Sporting Goods
 5.9 All Products 2015
 5.10 Consumer Products
 5.11 Household Appliances

Workspace (Save) (Reset) ↶ ↷ ↸

Development Success for Breath Strips

Probability of Value Proposition Phase Succeeding ②	0.55	fraction	Tom says... ↻
Probability of Productize Phase Succeeding ②	0.6	fraction	Devicc thinks so ↻
Probability of Scale Phase Succeeding ②	0.3	fraction	Things are looking bad ↻

Report Options

Action

- Description
- Development Success
- Cost & Schedule
- Market Data
- Launch Data
- Economics
- Other Information
- Development Plan
- Base Case Calculations
- Expected P&L
- Tornado
- Summary Tree

FIG. 1

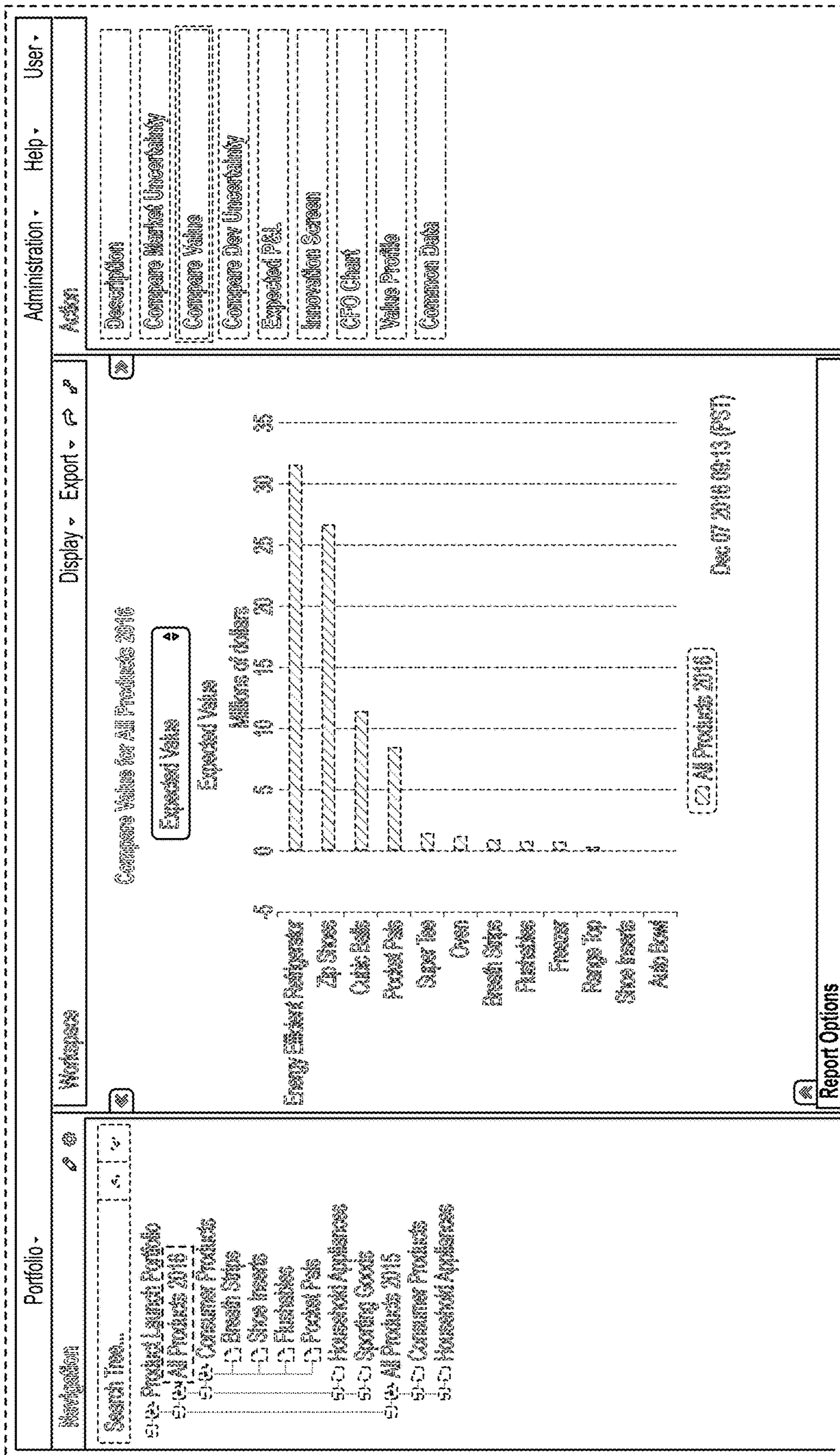


FIG. 2

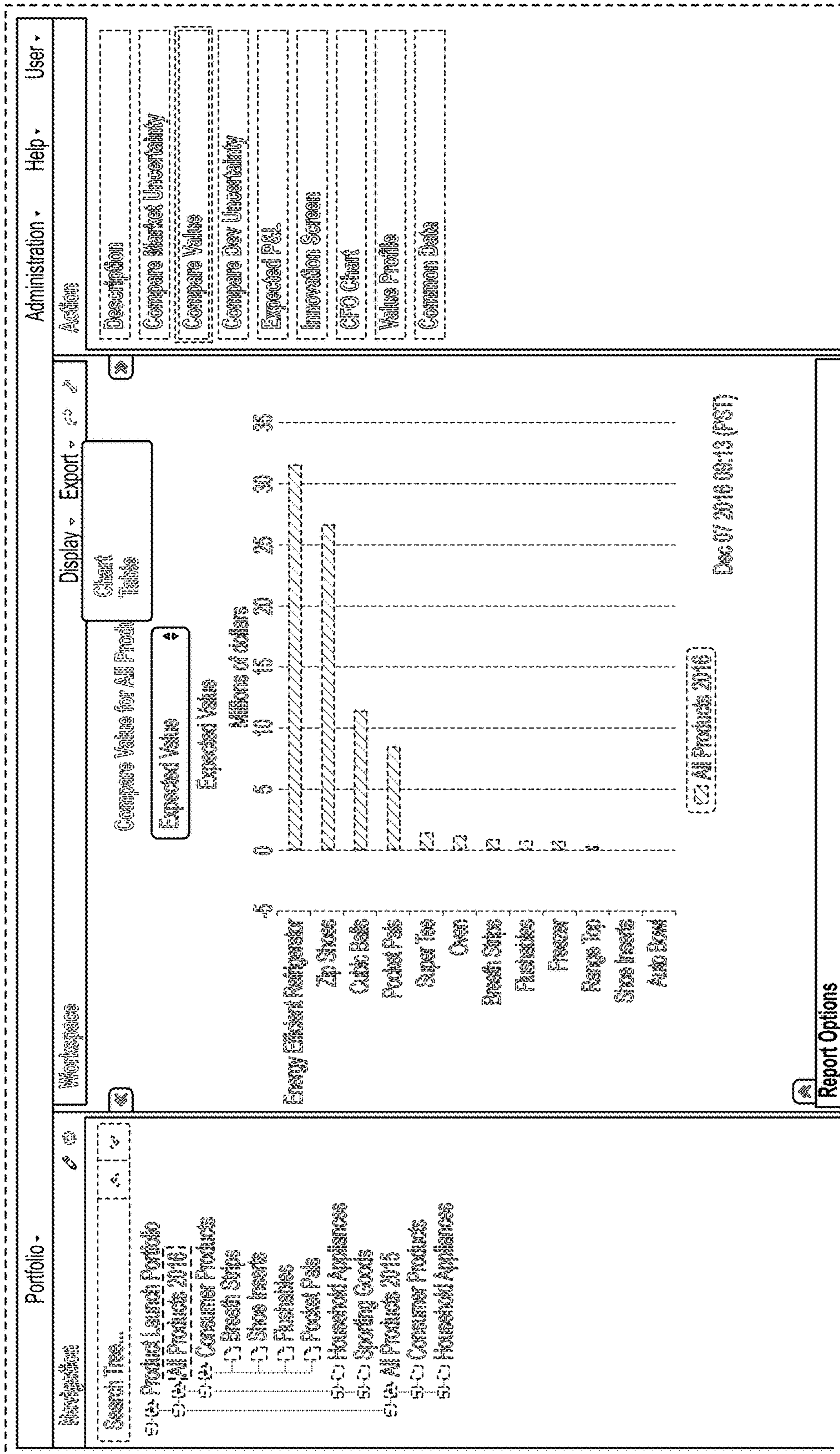


FIG. 3




FIG. 4




FIG. 5

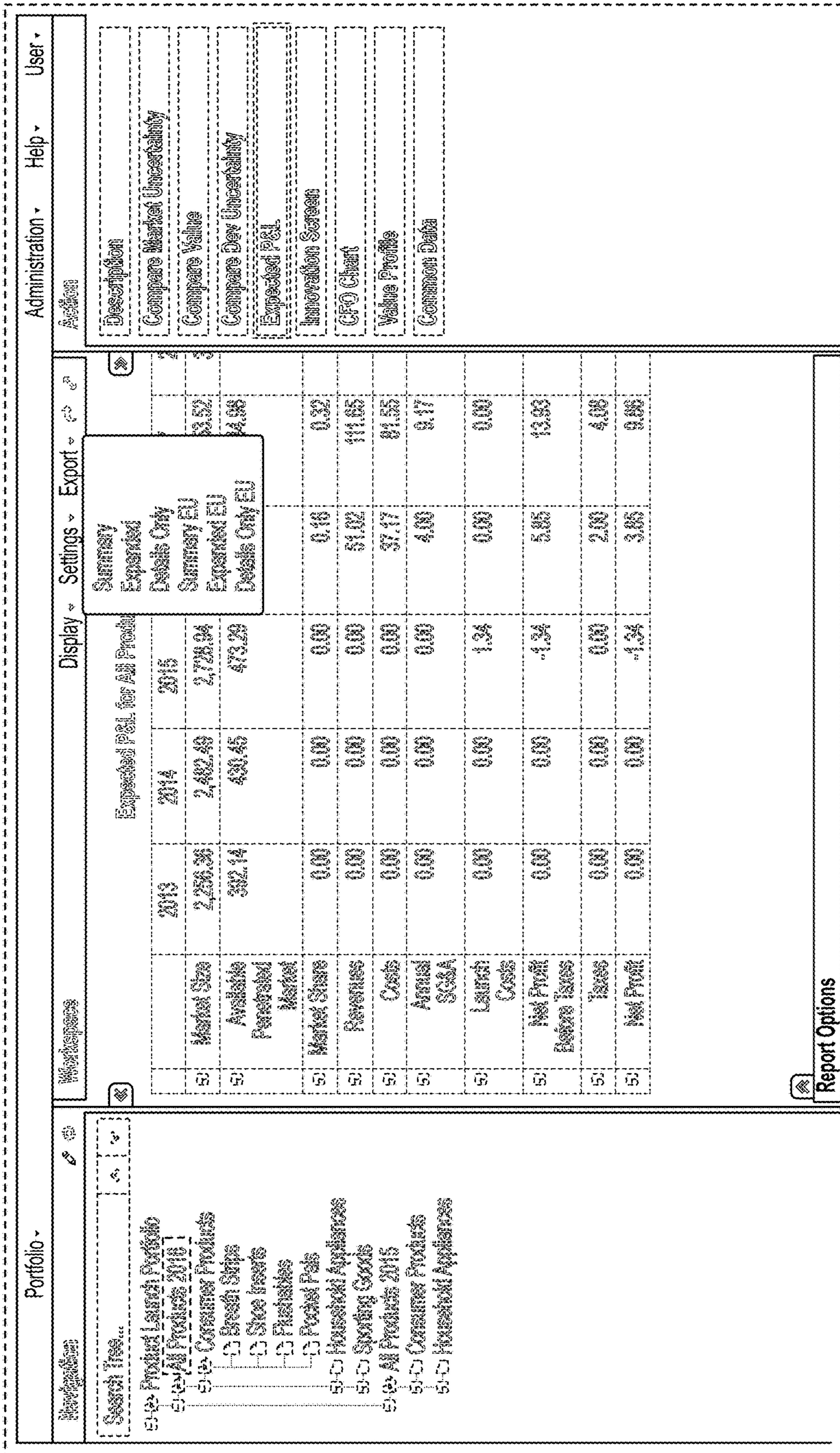


FIG. 6

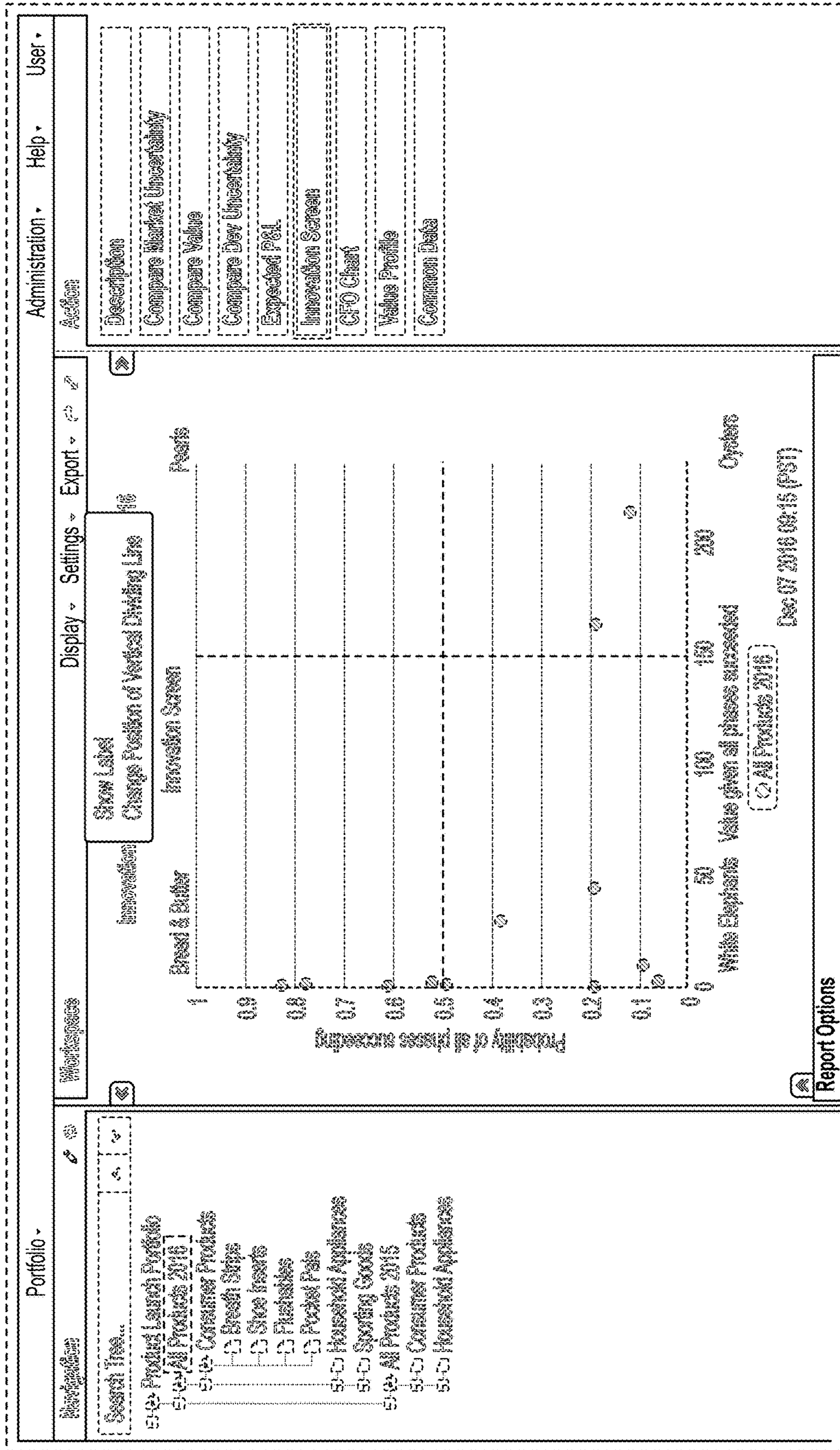


FIG. 7

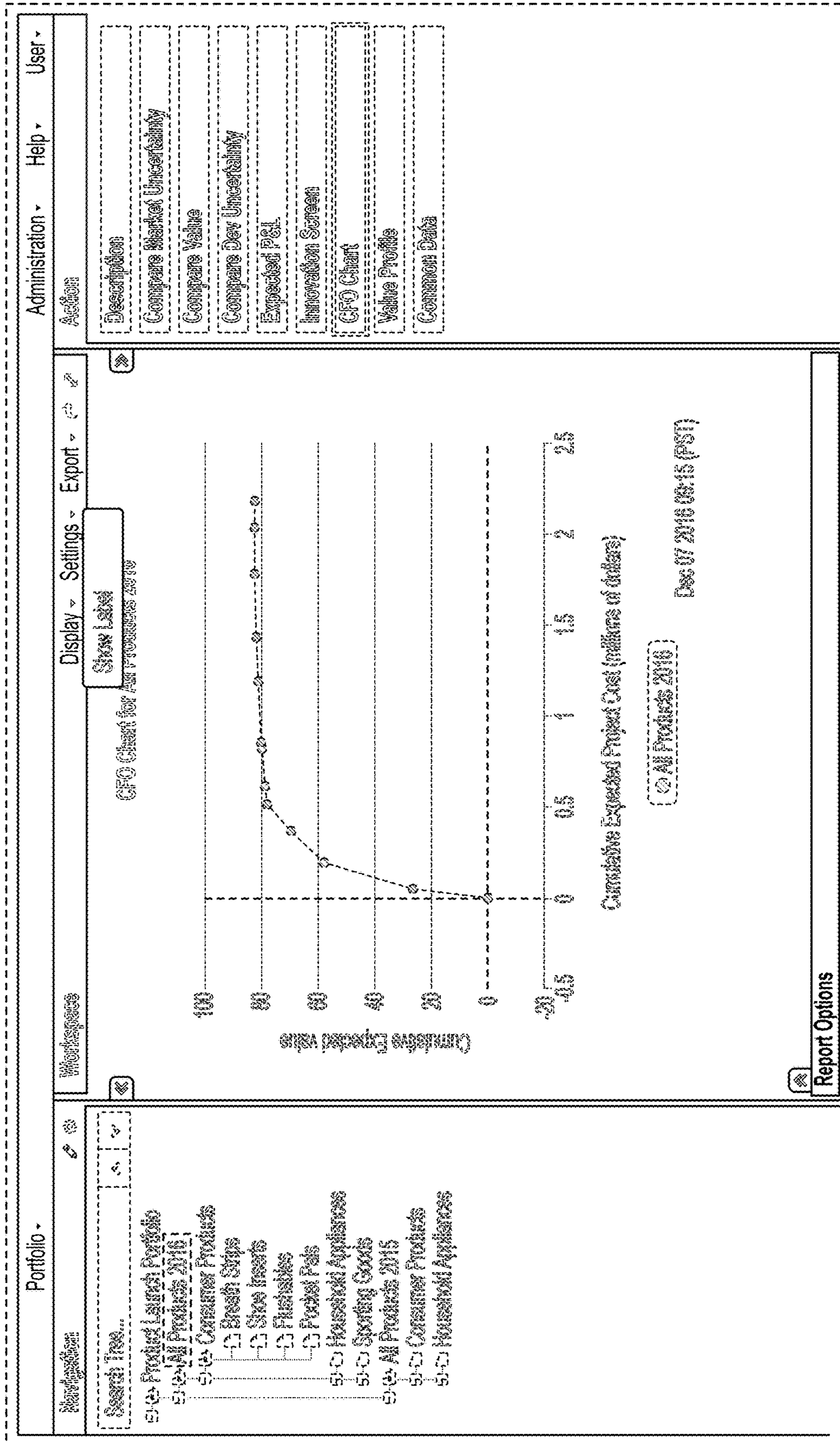


FIG. 8