



US00D810090S

(12) **United States Design Patent**
Wang et al.

(10) **Patent No.:** **US D810,090 S**
(45) **Date of Patent:** **** Feb. 13, 2018**

(54) **CURVED TELEVISION STAND**

(71) Applicants: **Hisense Electric Co., Ltd.**, Qingdao, Shandong (CN); **HISENSE USA CORP.**, Suwanee, GA (US); **Hisense International Co., Ltd.**, Qingdao (CN)

(72) Inventors: **Shude Wang**, Qingdao (CN); **Wenming Zhang**, Qingdao (CN); **Jiang Nan**, Qingdao (CN)

(73) Assignees: **Hisense Electric Co., Ltd.**, Qingdao (CN); **Hisense International Co., LTD.**, Qingdao (CN); **Hisense USA Corp.**, Suwanee, GA (US)

(**) Term: **14 Years**

(21) Appl. No.: **29/507,209**

(22) Filed: **Oct. 24, 2014**

(51) **LOC (11) Cl.** **14-02**

(52) **U.S. Cl.**
USPC **D14/451**

(58) **Field of Classification Search**
USPC D14/371-382, 125-129, 335-337, D14/447-452, 492, 239, 457, 439-441, D14/432, 251-253; D8/349, 354, 363, D8/373, 376, 380; 348/180, 184, 325, 348/739, 825; D12/407, 415; D3/218; 341/12

CPC G06F 3/0412; G06F 3/016; G06F 3/0488; G06F 3/011; G06F 3/038; G06F 3/03543; G06F 3/0338; G06F 3/0202; G06F 3/0219; G06F 3/0213; G06F 1/1616; G06F 3/023; G06F 3/04883; G02F 1/13338; G02F 1/1313; G02F 1/1333; G02F 1/135; G02F 1/132; G02F 1/133308; G02F 1/134309; G02F 1/13718; G09G 3/3648; G06K 15/1252; B41J 2/465; G03F 7/70291; G02B 27/0172; G02B 5/30; G02B 2027/0118; G02B 27/0101; F16M 13/02; F16M

13/00; F16M 11/10; F16M 11/04; F16M 2200/08; F16M 11/2021; A47B 21/0314; A47B 88/044; A47B 2021/0335; H02G 3/126; F16B 47/00; F16B 47/006; A47G 1/17; A47K 2201/00

See application file for complete search history.

(56) **References Cited**

U.S. PATENT DOCUMENTS

D682,232	S	*	5/2013	Lee	D14/126
D702,659	S	*	4/2014	Yoo	D14/126
D723,527	S	*	3/2015	Kim	D14/239
D724,042	S	*	3/2015	Chang	D14/126
D724,555	S	*	3/2015	Cha	D14/126
D726,668	S	*	4/2015	Yoo	D14/126
D739,390	S	*	9/2015	Lee	D14/239
D742,364	S	*	11/2015	Reinhertz	D14/239
D750,584	S	*	3/2016	Lee	D14/126

(Continued)

Primary Examiner — Garth Rademaker

Assistant Examiner — Katie Stofko

(74) *Attorney, Agent, or Firm* — Gordon & Rees, LLP

(57) **CLAIM**


The ornamental design for a curved television stand, as shown and described.

DESCRIPTION

FIG. 1 is a front view of the curved television stand according to the new design; FIG. 2 is a top view of the curved television stand; FIG. 3 is a bottom view of the curved television stand; FIG. 4 is a left side view of the curved television stand; FIG. 5 is a right side view of the curved television stand; FIG. 6 is a back view of the curved television stand; and, FIG. 7 is a front perspective view of the curved television stand.

The broken lines in FIGS. 1-7 illustrate the environment of the claimed design and form no part thereof.

1 Claim, 7 Drawing Sheets



(56)

References Cited

U.S. PATENT DOCUMENTS

D756,975 S *	5/2016	Jiang	D14/126
D763,812 S *	8/2016	Wang	D14/126
D767,576 S *	9/2016	Wang	D14/451
D774,010 S *	12/2016	Wang	D14/126

* cited by examiner




FIG. 1

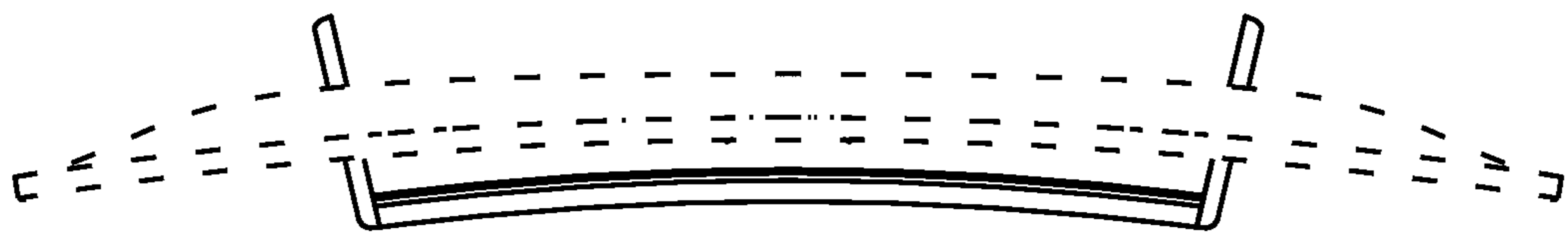


FIG. 2

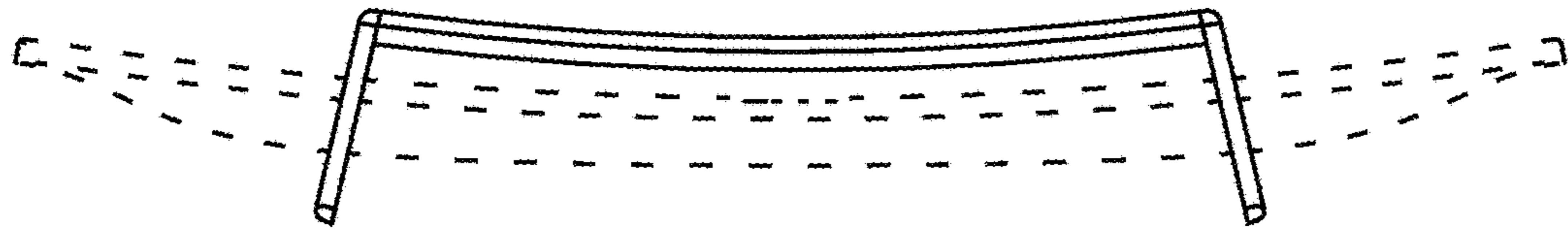


FIG. 3




FIG. 4




FIG. 5

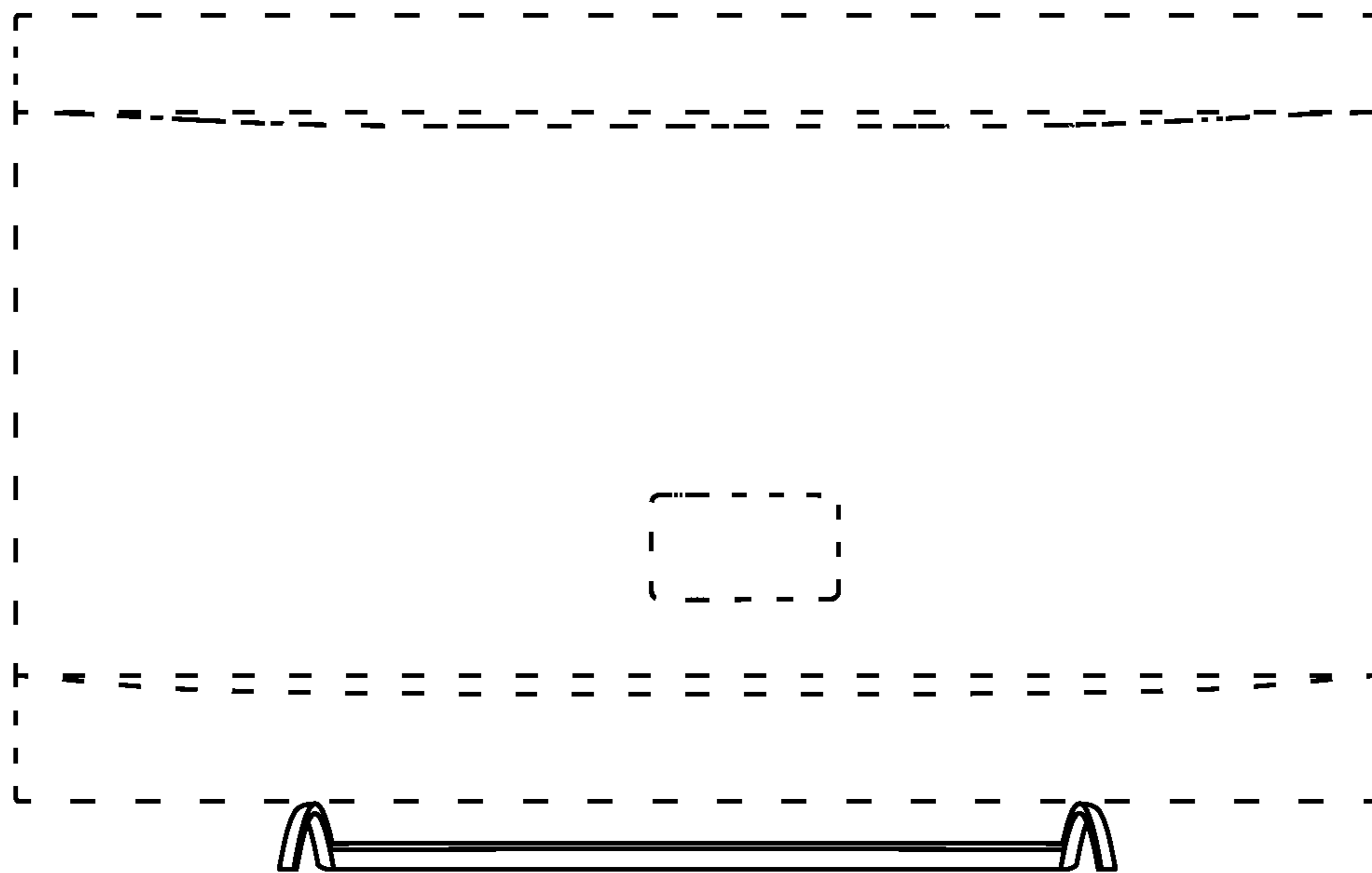


FIG. 6

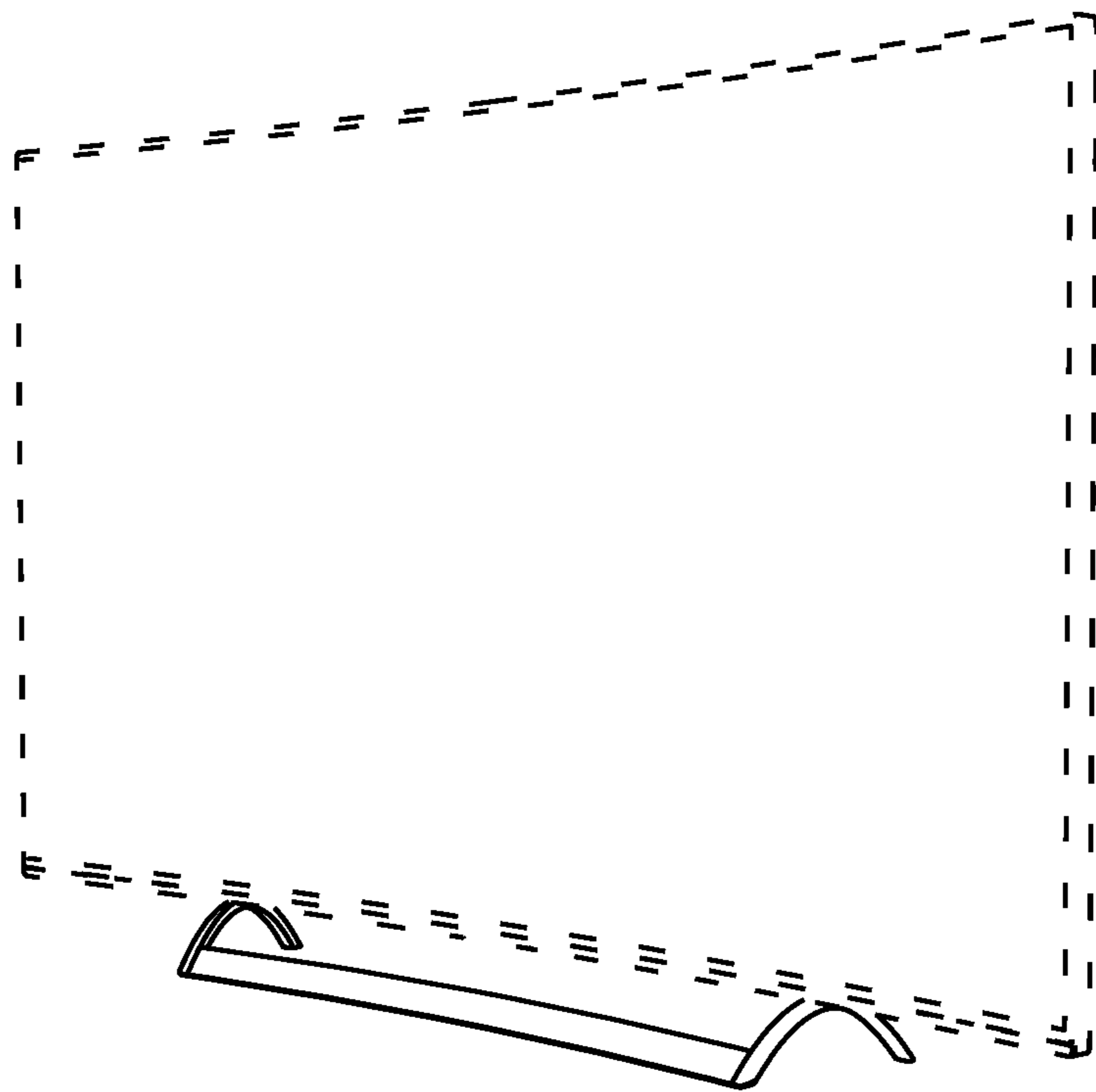


FIG. 7