



US00D810063S

(12) **United States Design Patent**  
**Yoo et al.**

(10) **Patent No.:** **US D810,063 S**

(45) **Date of Patent:** **\*\* Feb. 13, 2018**

(54) **MOBILE PHONE CASE**

(71) Applicant: **LG ELECTRONICS INC.**, Seoul (KR)

(72) Inventors: **Mijun Yoo**, Seoul (KR); **Byoungnam Lee**, Seoul (KR); **Inyoung Hwang**, Seoul (KR); **Yoojin Kang**, Seoul (KR); **Kuena Park**, Seoul (KR); **Taeryung Rhee**, Seoul (KR); **Minbum Kim**, Seoul (KR)

(73) Assignee: **LG ELECTRONICS INC.**, Seoul (KR)

(\*\*) Term: **15 Years**

(21) Appl. No.: **29/539,930**

(22) Filed: **Sep. 18, 2015**

(30) **Foreign Application Priority Data**

Mar. 19, 2015 (KR) ..... 30-2015-0014065

(51) **LOC (11) Cl.** ..... **14-03**

(52) **U.S. Cl.**  
USPC ..... **D14/250**

(58) **Field of Classification Search**

USPC ..... D14/238.1, 440, 203.3–203.7, 217, 240, D14/447, 250, 251–253, 248, 496, 247, D14/341, 346, 391; D3/201, 218, 247, D3/269, 273, 301, 303; D13/103, D13/107–108, 119

CPC ..... H04B 1/3888; H04M 1/0283; H04M 1/0202; A45C 1/06; A45C 2011/002; A45C 11/00; A45C 13/02; A45F 2005/026; A45F 2200/0525; A45F 2200/0516

See application file for complete search history.

(56) **References Cited**

**U.S. PATENT DOCUMENTS**

D317,755 S \* 6/1991 Lerude ..... D14/346  
D338,470 S \* 8/1993 Clayton ..... D14/250

D348,050 S \* 6/1994 Dolkowski ..... D14/341  
D353,820 S \* 12/1994 Siddoway ..... D14/247  
D410,928 S \* 6/1999 Sun ..... D14/247  
D449,597 S \* 10/2001 Tan ..... D14/248  
D456,800 S \* 5/2002 Rade ..... D14/248  
D466,892 S \* 12/2002 Hoornaert ..... D14/346

(Continued)

*Primary Examiner* — Carla J Wright

(74) *Attorney, Agent, or Firm* — Birch, Stewart, Kolasch & Birch, LLP

(57) **CLAIM**

The ornamental design for a mobile phone case, as shown and described.

**DESCRIPTION**

FIG. 1 is a front perspective view of a mobile phone case showing our new design;

FIG. 2 is a front view thereof;

FIG. 3 is a rear view thereof;

FIG. 4 is a left side view thereof;

FIG. 5 is a right side view thereof;

FIG. 6 is a top plan view thereof;

FIG. 7 is a bottom plan view thereof;

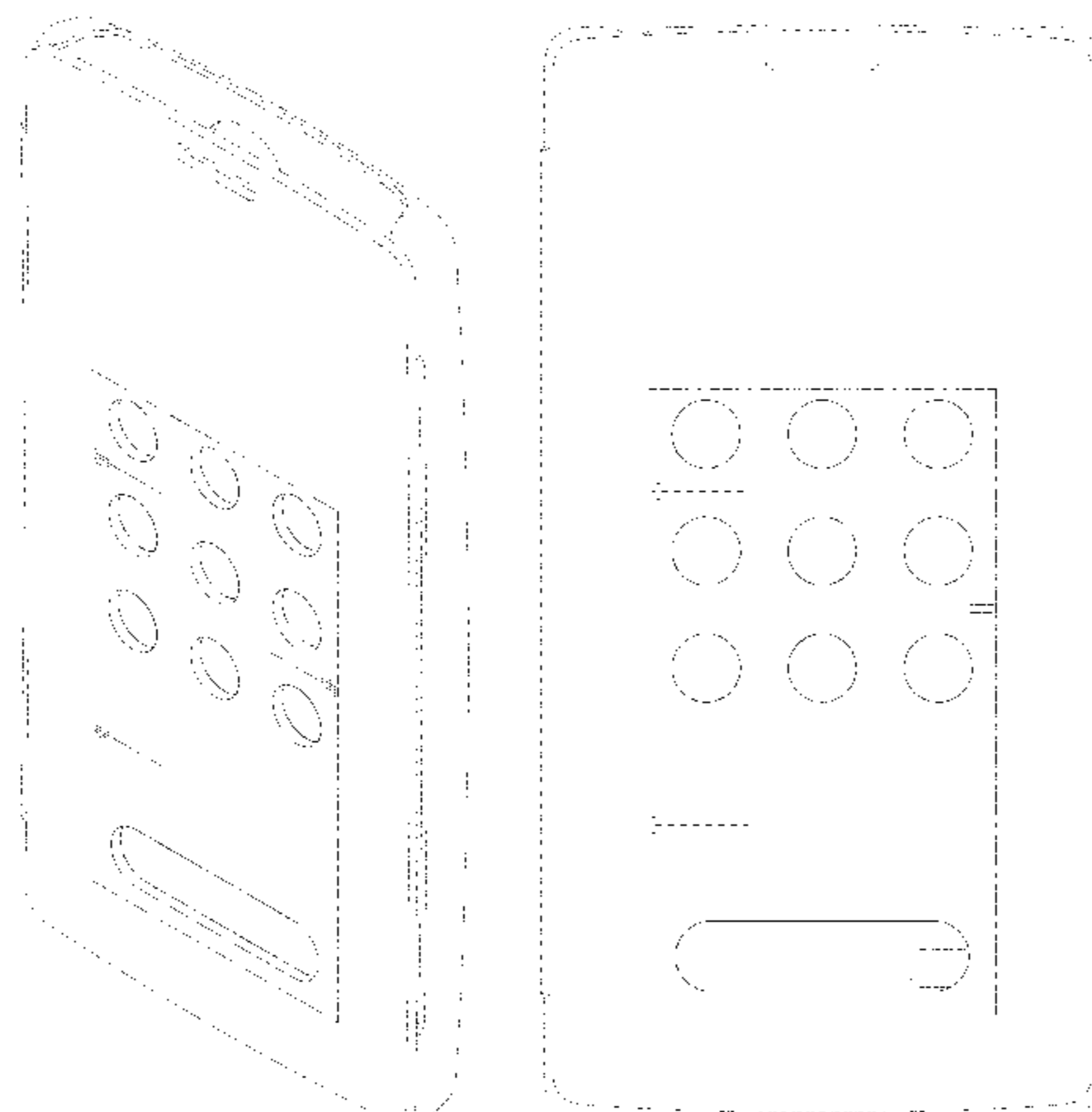
FIG. 8 is a front elevation view thereof shown in a state of use with environmental symbols and text visible through the openings of the case;

FIG. 9 is a front elevation view thereof shown in a state of use with environmental symbols visible through the openings of the case; and,

FIG. 10 is a front elevation view thereof shown in a state of use with environmental numbers, text, and symbols visible through the openings of the case.

The dashed broken lines depict portions of the mobile phone case and environmental symbols, numbers, and text that form no part of the claimed design. The dot-dash broken lines represent the bounds of the claimed design and form no part thereof.

**1 Claim, 9 Drawing Sheets**



(56)

**References Cited**

U.S. PATENT DOCUMENTS

D470,135	S *	2/2003	Buesseler	.....	D14/248
D481,382	S *	10/2003	Toor	.....	D14/248
D501,004	S *	1/2005	Thomsen	.....	D14/248
D538,797	S *	3/2007	Stilp	.....	D14/247
D541,296	S *	4/2007	Kim	.....	D14/496
7,417,539	B2 *	8/2008	Mathews	.....	G08B 21/02 340/539.1
D583,828	S *	12/2008	Li	.....	D14/496
D600,251	S *	9/2009	Poandl	.....	D14/168
D622,243	S *	8/2010	Liu	.....	D14/138 AA
D623,160	S *	9/2010	Garn	.....	D14/138 AA
D643,029	S *	8/2011	Feng	.....	D14/250
D697,503	S *	1/2014	Melanson	.....	D14/250
D711,361	S *	8/2014	Requa	.....	D14/250
D723,017	S *	2/2015	Song	.....	D14/250
D731,473	S *	6/2015	Akana	.....	D14/250
D748,614	S *	2/2016	Ju	.....	D14/250
D772,202	S *	11/2016	Choe	.....	D14/218
2008/0182633	A1 *	7/2008	Imaizumi	.....	H04M 1/0249 455/575.1

\* cited by examiner

FIG. 1

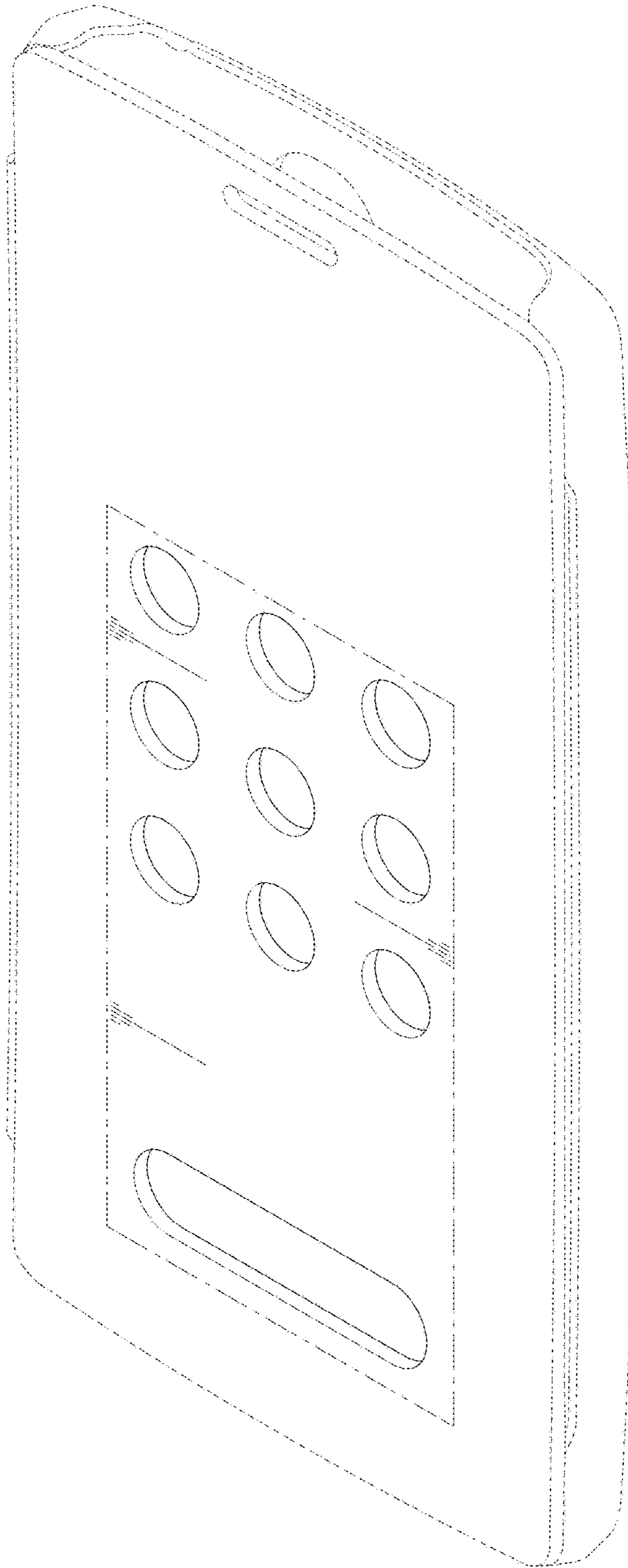


FIG. 2

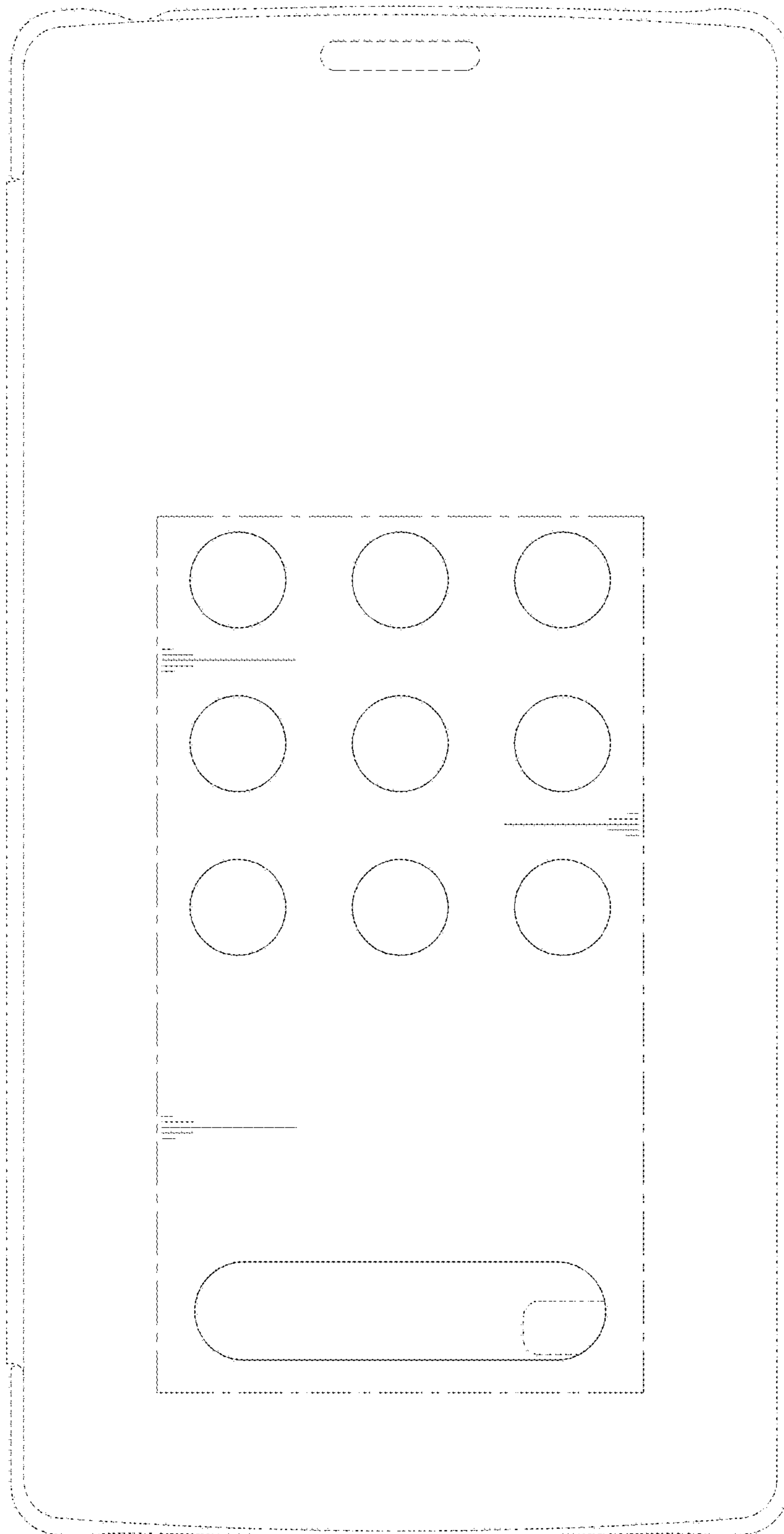


FIG. 3




FIG. 4

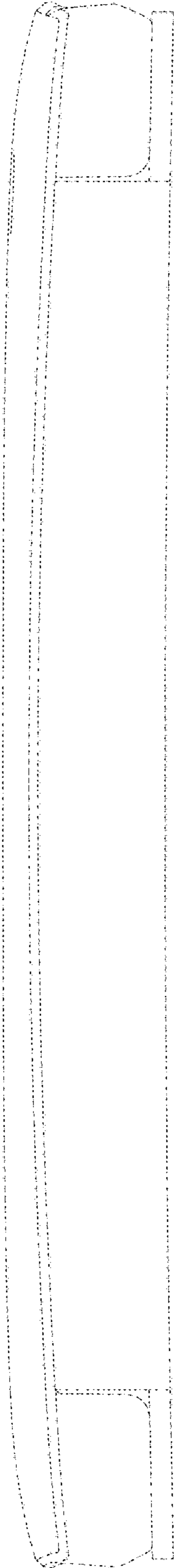


FIG. 5

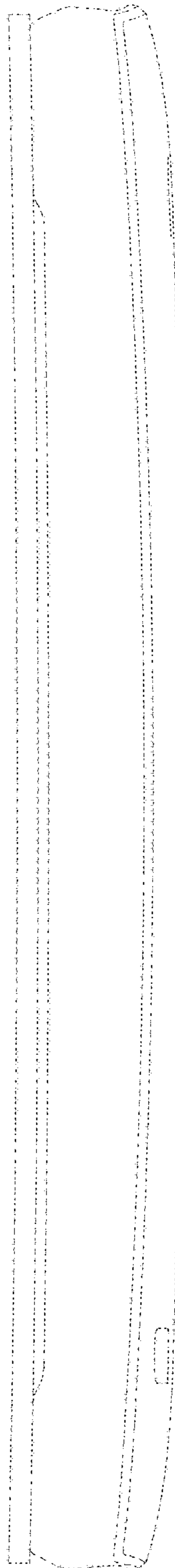


FIG. 6

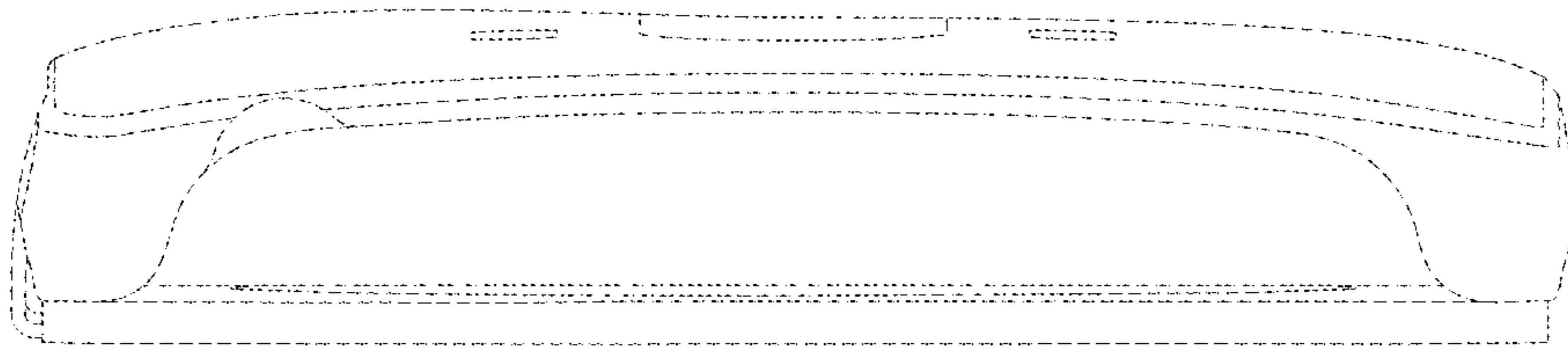


FIG. 7






FIG. 8

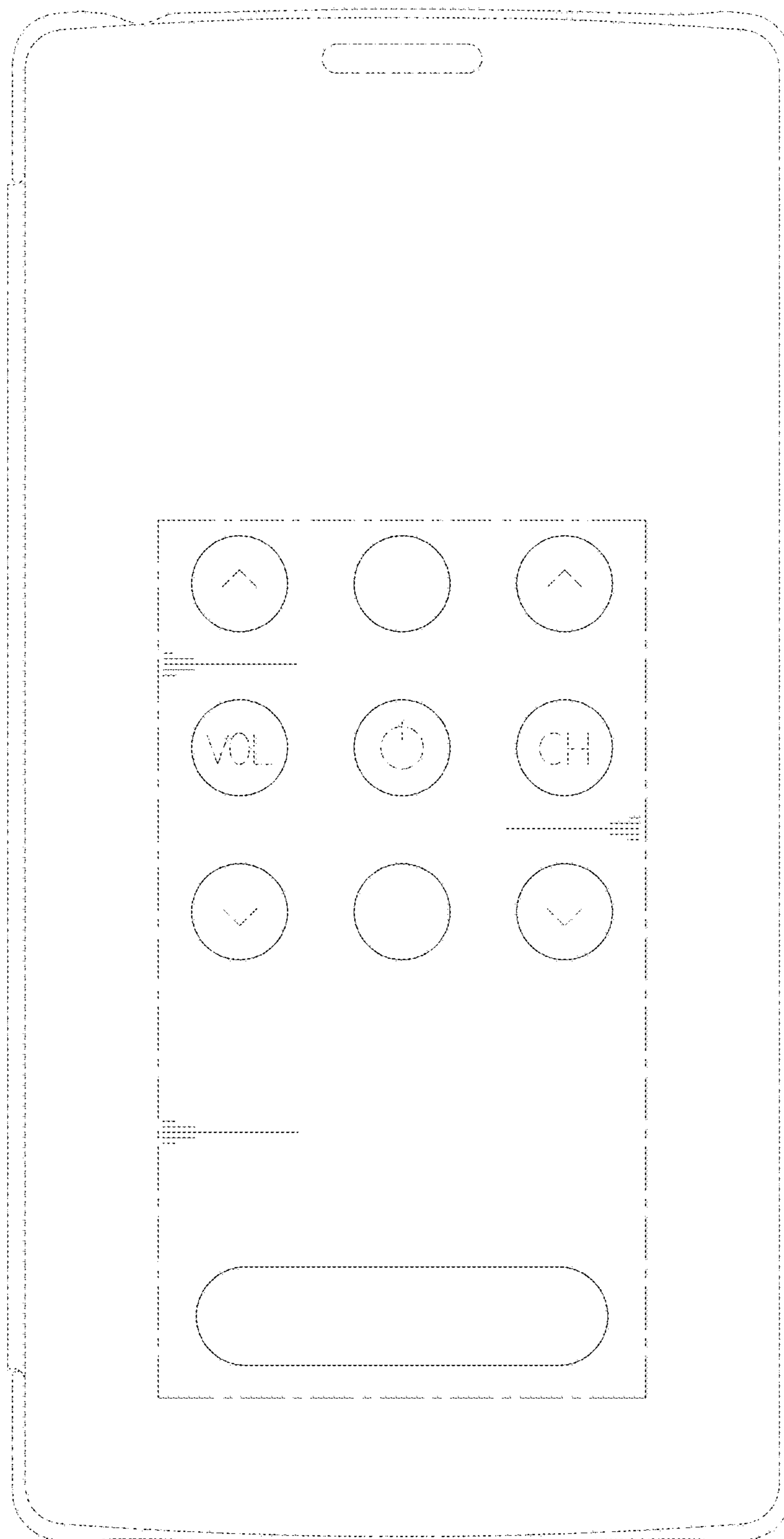


FIG. 9

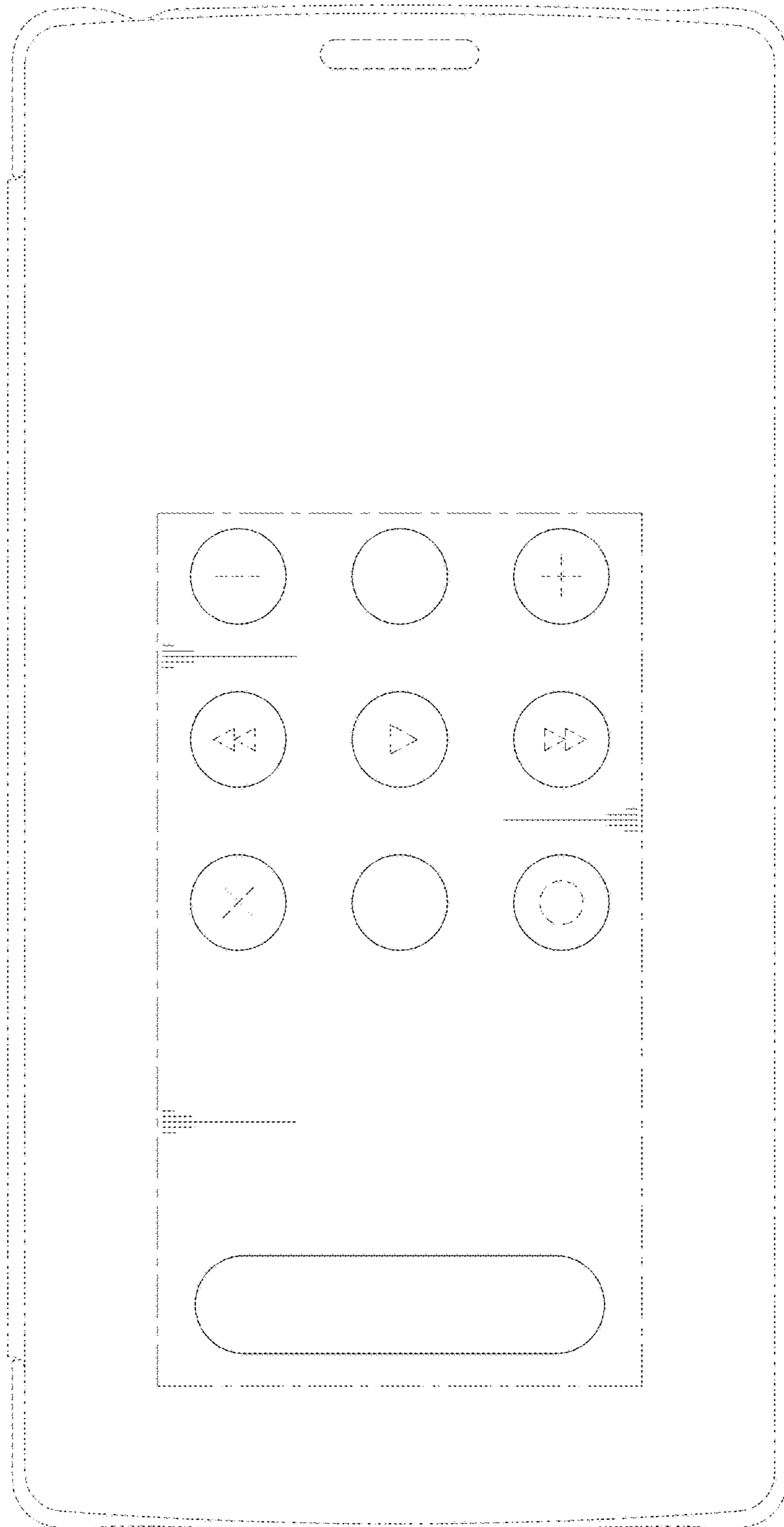


FIG. 10

