



US00D810049S

(12) **United States Design Patent**
Lee et al.

(10) **Patent No.:** **US D810,049 S**
(45) **Date of Patent:** **** Feb. 13, 2018**

(54) **SPEAKER**

H04R 2499/13; H04R 2499/15; H04S
3/00; H04S 7/30

(71) Applicant: **SAMSUNG ELECTRONICS CO., LTD.**, Suwon-si, Gyeonggi-do (KR)

See application file for complete search history.

(72) Inventors: **Minhee Lee**, Seoul (KR); **Yonggu Do**, Seoul (KR); **Gyoo-sang Choi**, Suwon-si (KR)

(56) **References Cited**

U.S. PATENT DOCUMENTS

(73) Assignee: **SAMSUNG ELECTRONICS CO., LTD.**, Gyeonggi-Do (KR)

D364,165	S	*	11/1995	Esslinger	D14/213
D686,186	S	*	7/2013	Kaneko	D14/168
D687,017	S	*	7/2013	Ashcraft	D14/216
D697,496	S	*	1/2014	Ashcraft	D14/216
D725,076	S	*	3/2015	Wong	D14/216
D725,077	S	*	3/2015	Wong	D14/216
D744,541	S	*	12/2015	Langhammer	D14/203.1
D760,195	S	*	6/2016	Lukic	D14/216
D766,213	S	*	9/2016	Hinokio	D14/216
D767,535	S	*	9/2016	Koo	D14/214
D770,416	S	*	11/2016	Tkachuk	D14/216
D771,019	S	*	11/2016	Lee	D14/216
D774,020	S	*	12/2016	Hinokio	D14/216
D786,829	S	*	5/2017	Wang	D14/204

(**) Term: **15 Years**

(21) Appl. No.: **29/562,606**

(22) Filed: **Apr. 27, 2016**

(51) **LOC (11) Cl.** **14-03**

(52) **U.S. Cl.**

USPC **D14/216**

(58) **Field of Classification Search**

USPC D14/167, 168, 170–172, 188, 194–196, D14/204, 207, 209.1, 210–216, 219, 221, D14/222, 224, 239, 496; 181/143, 144, 181/147, 148, 150, 153, 157, 198, 199; 381/300–303, 306, 332, 333, 336, 345, 381/361–364, 386–388; 369/6–12

CPC B60R 11/0217; G06F 1/1688; G10K 9/22; G10K 11/004; H03F 1/327; H04M 1/03; H04M 1/035; H04N 5/642; H04N 21/4852; H04R 1/02; H04R 1/06; H04R 1/021; H04R 1/025; H04R 1/026; H04R 1/028; H04R 1/105; H04R 1/323; H04R 1/403; H04R 1/2803; H04R 1/2834; H04R 5/02; H04R 7/20; H04R 9/06; H04R 9/025; H04R 2201/021; H04R 2400/00; H04R 2201/07; H04R 2499/11;

FOREIGN PATENT DOCUMENTS

CN	303011862	S	11/2014
KR	300602640	S	6/2011

* cited by examiner

Primary Examiner — Keli L Hill

(74) *Attorney, Agent, or Firm* — Cantor Colburn LLP

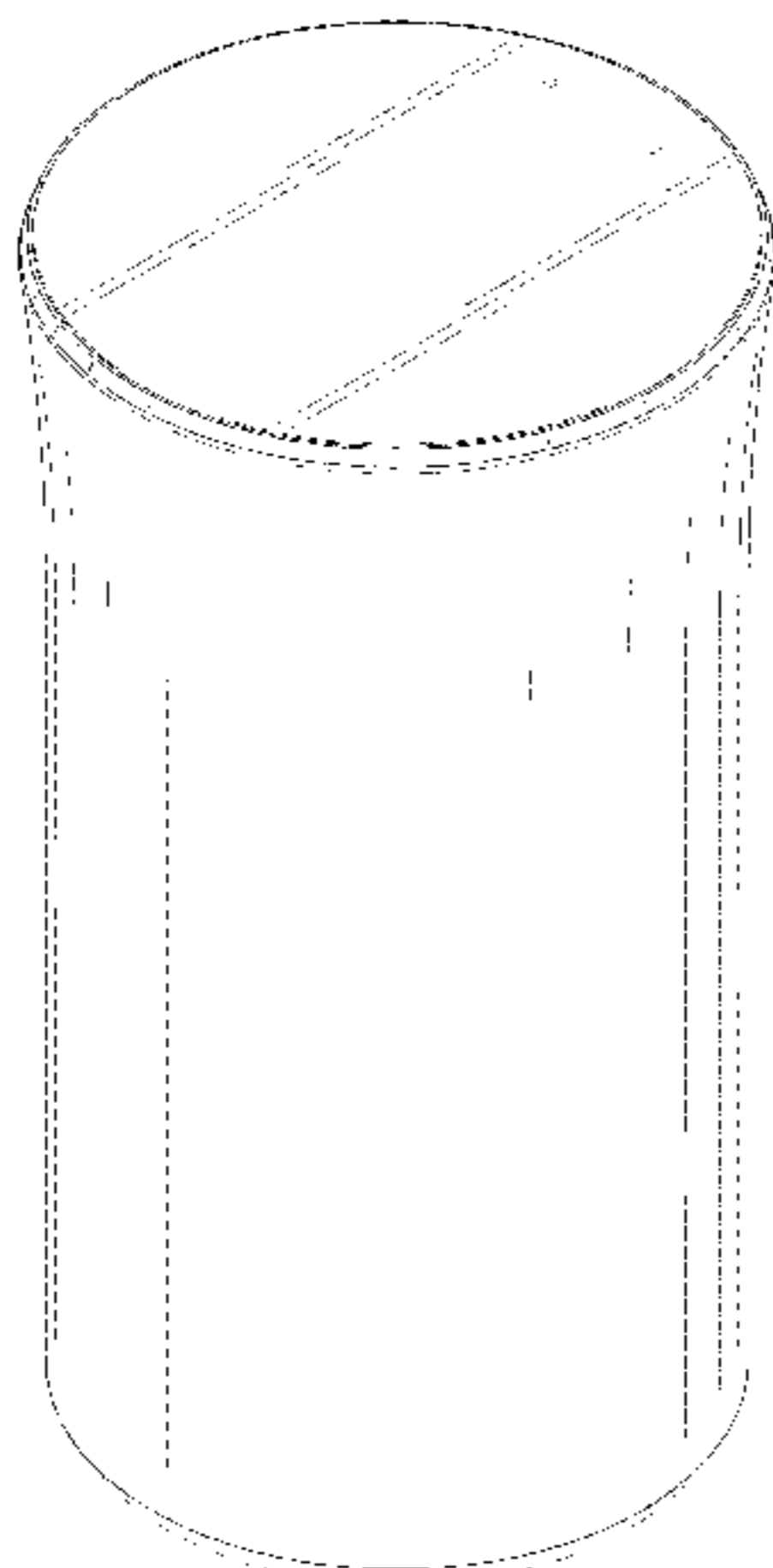
(57) **CLAIM**

The ornamental design for a speaker, as shown and described.

DESCRIPTION

FIG. 1 is a front perspective view of a speaker showing our new design;
FIG. 2 is a front view thereof;
FIG. 3 is a rear view thereof;
FIG. 4 is a left side view thereof;
FIG. 5 is a right side view thereof;
FIG. 6 is a top view thereof; and,
FIG. 7 is a bottom view thereof.

(Continued)



The broken lines illustrating portions of the speaker form no part of the claimed design.

1 Claim, 7 Drawing Sheets

FIG. 1

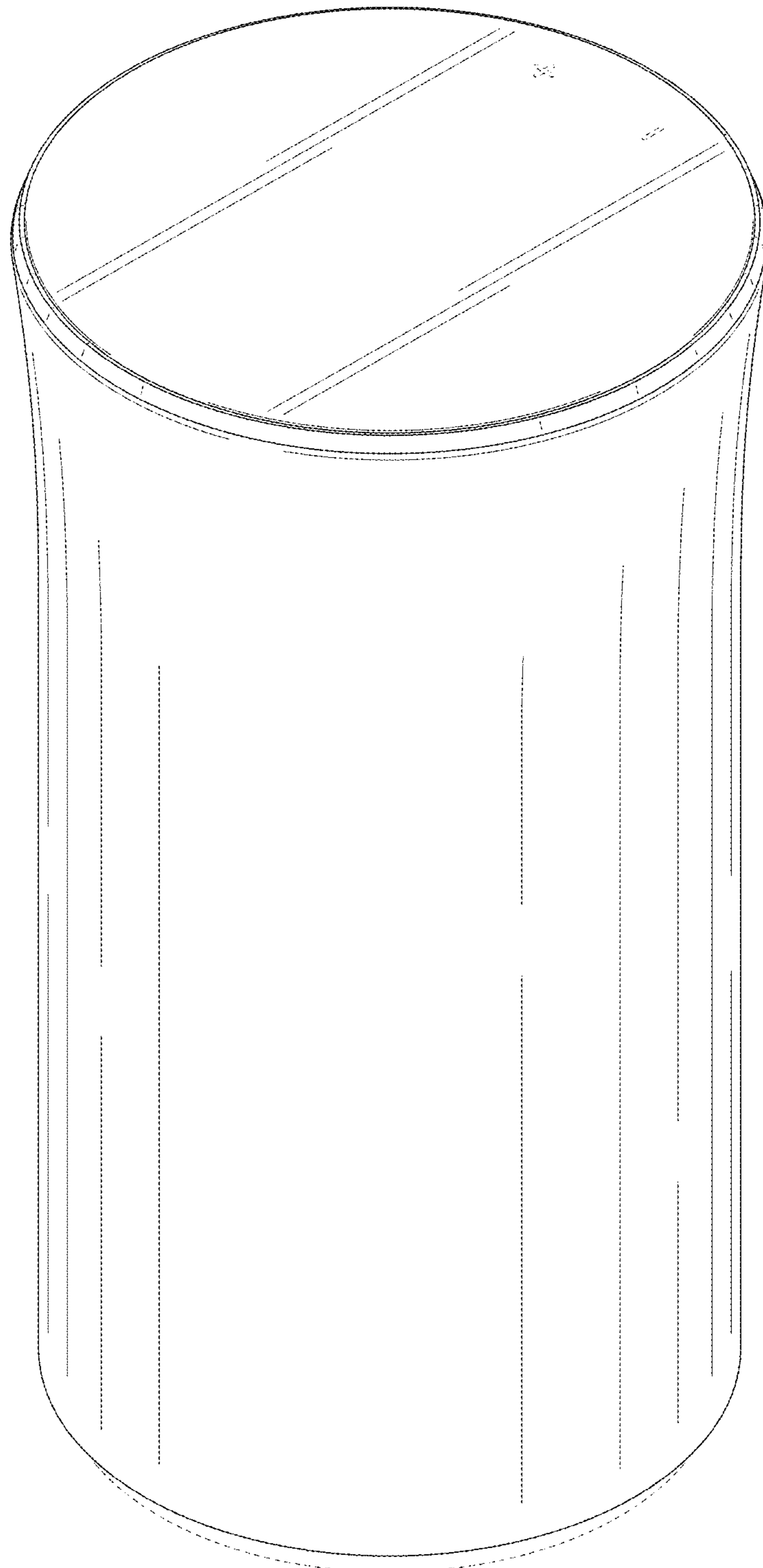


FIG. 2




FIG. 3

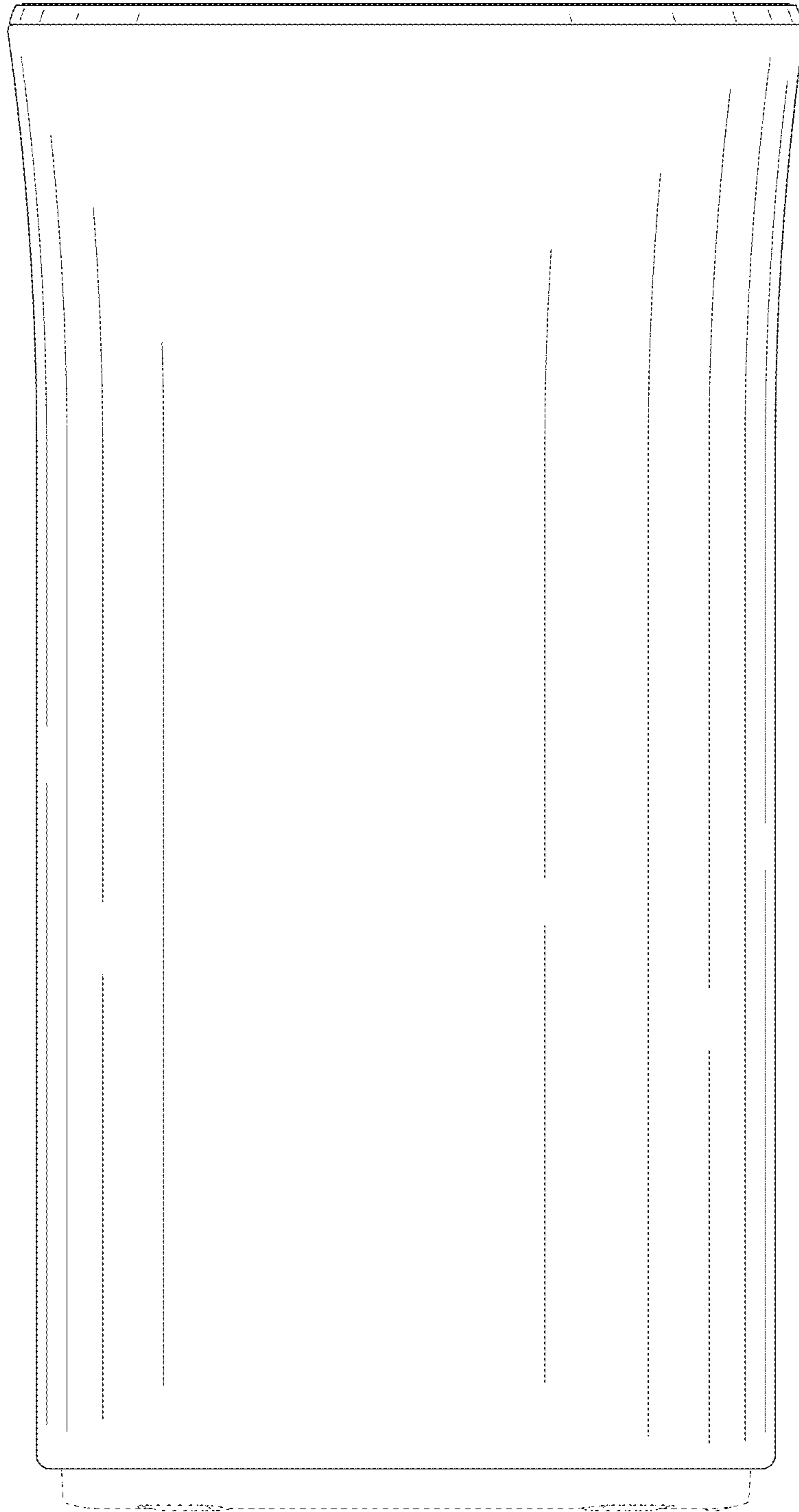


FIG. 4

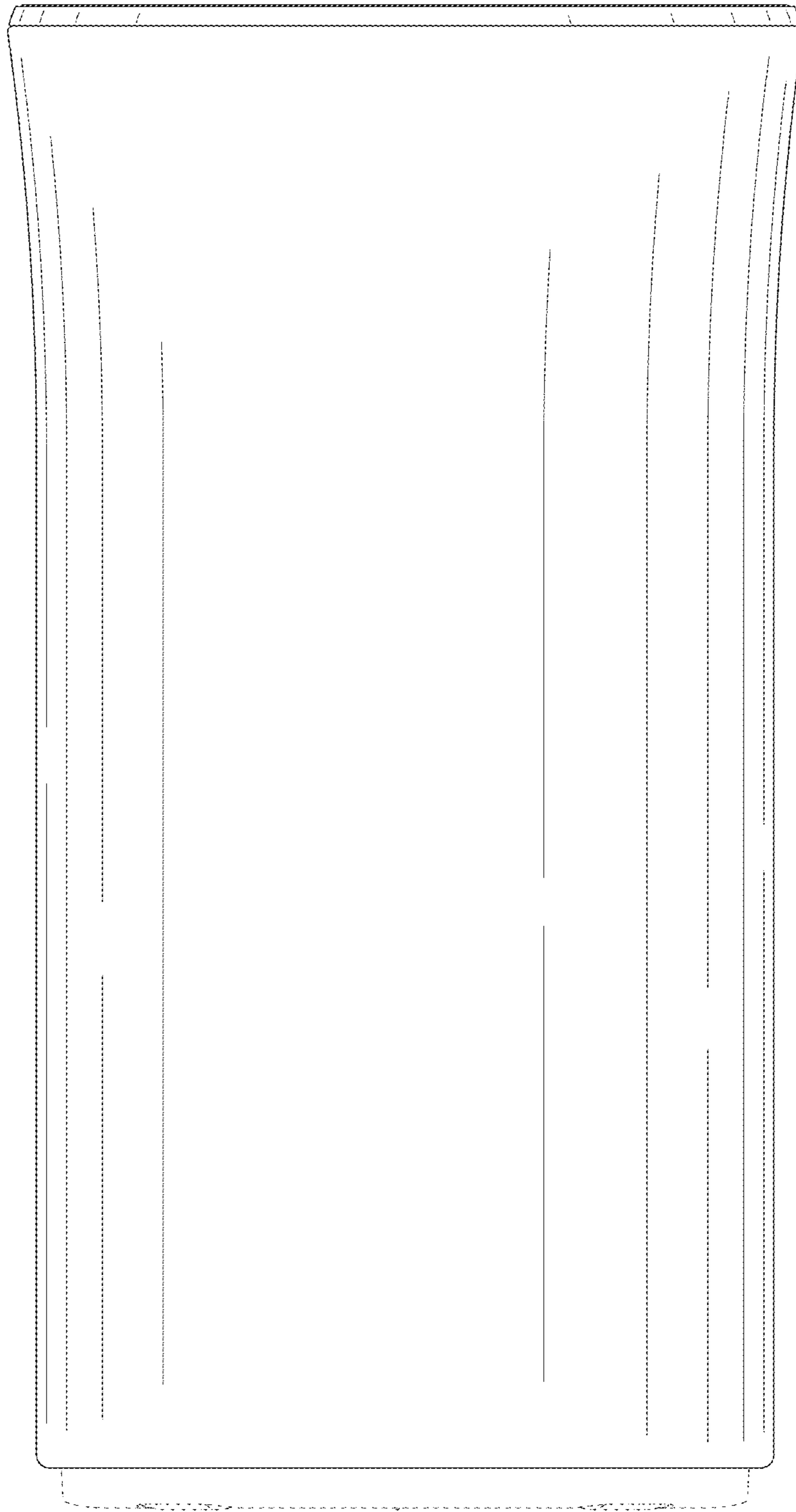


FIG. 5

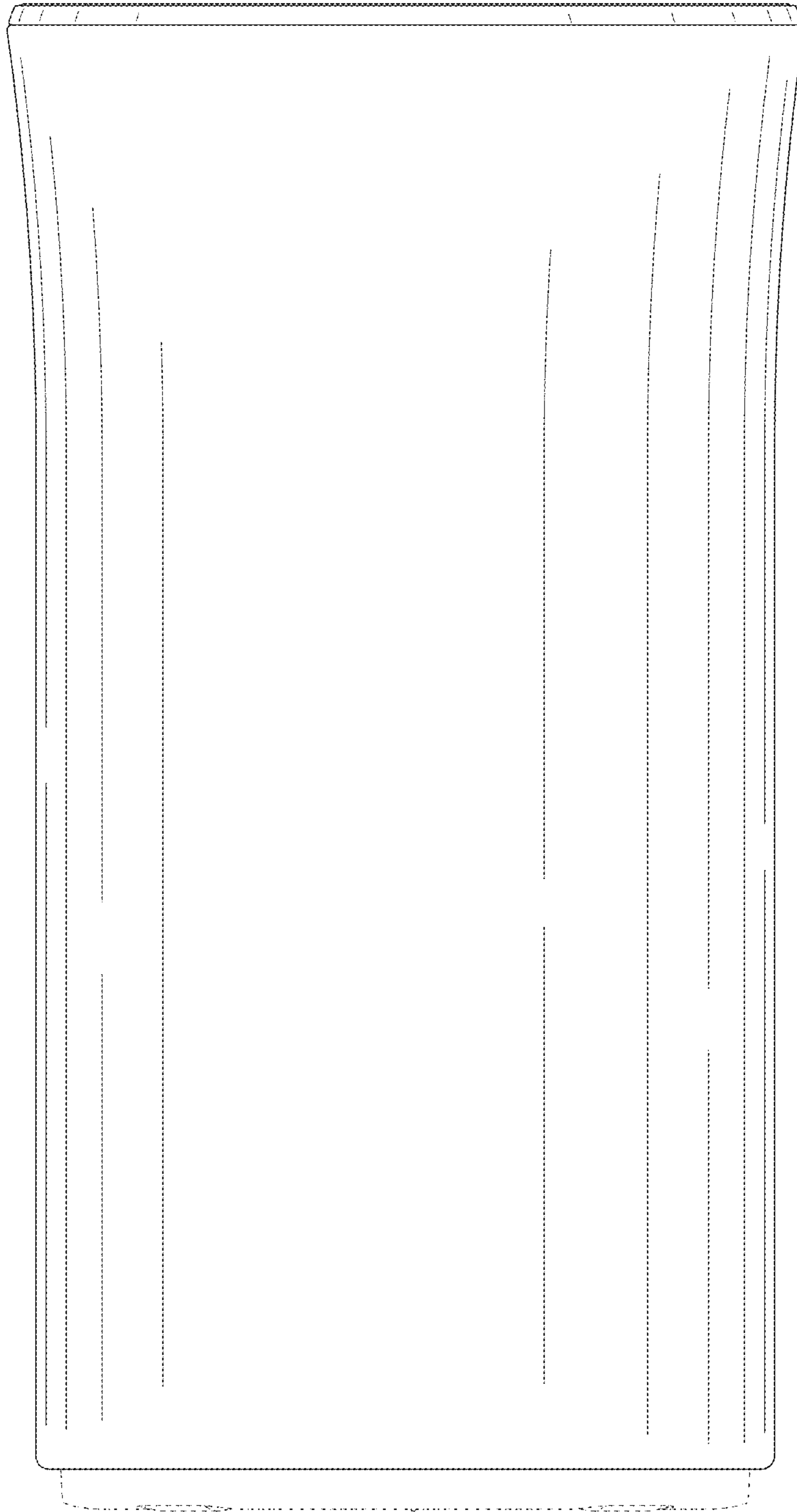


FIG. 6

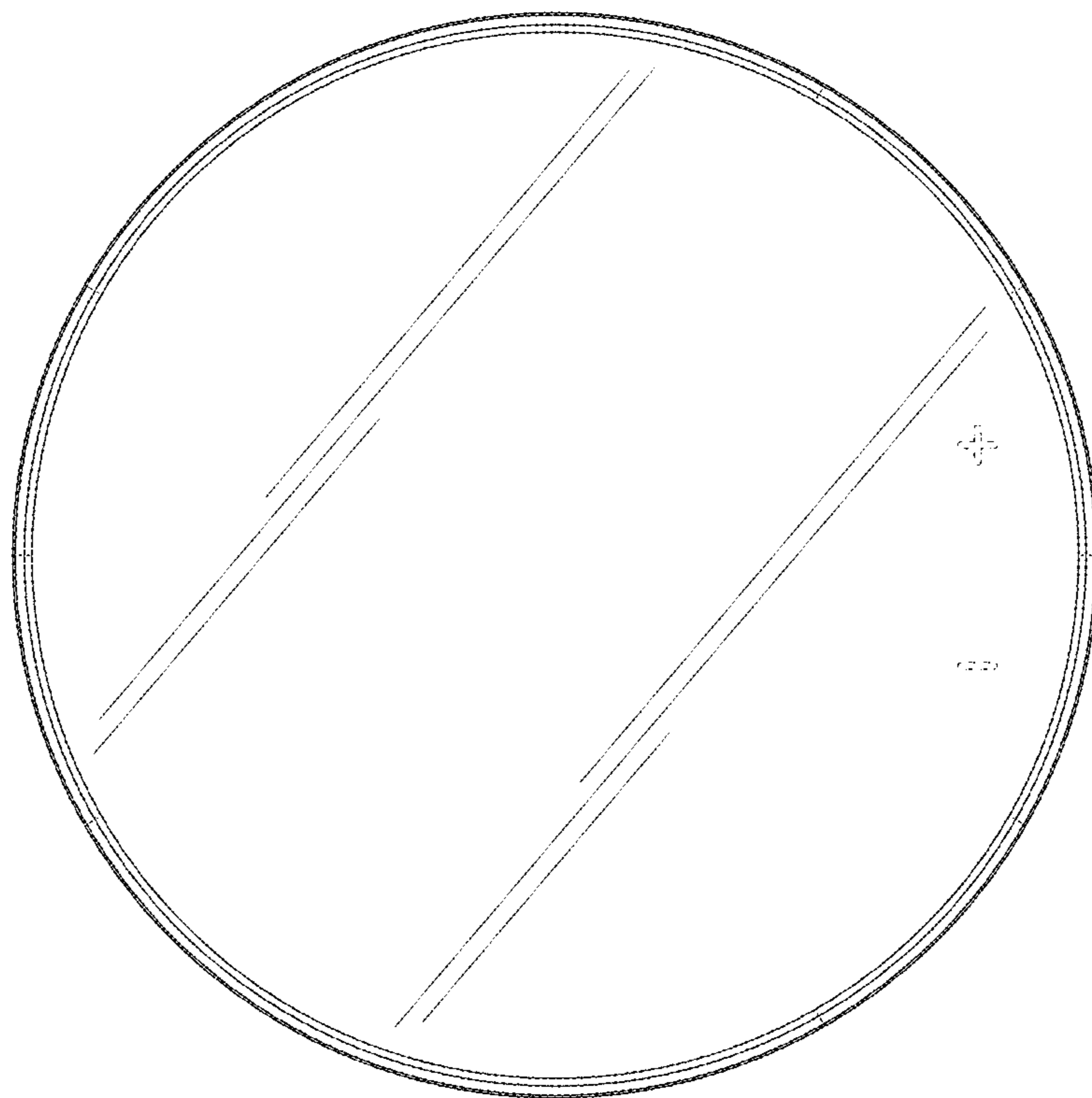


FIG. 7

