



US00D810041S

(12) **United States Design Patent**
Lee et al.

(10) **Patent No.:** **US D810,041 S**
(45) **Date of Patent:** **** Feb. 13, 2018**

(54) **MOBILE PHONE**

7,469,809 B2 * 12/2008 Rodarte A45F 5/00
224/218

(71) Applicant: **LG ELECTRONICS INC.**, Seoul
(KR)

D600,699 S * 9/2009 Johnston D14/440
D671,938 S * 12/2012 Hsu D14/341

(Continued)

(72) Inventors: **Eunsang Lee**, Seoul (KR); **Seongchan Byun**, Seoul (KR); **Sanghyun Eim**, Seoul (KR)

Primary Examiner — Barbara Fox
Assistant Examiner — Dana K Weiland

(73) Assignee: **LG ELECTRONICS INC.**, Seoul
(KR)

(74) *Attorney, Agent, or Firm* — Birch, Stewart, Kolasch & Birch, LLP

(**) Term: **15 Years**

(57) **CLAIM**

The ornamental design for a mobile phone, as shown and described.

(21) Appl. No.: **29/538,747**

(22) Filed: **Sep. 8, 2015**

DESCRIPTION

(30) **Foreign Application Priority Data**

Mar. 9, 2015 (KR) 30-2015-0011803

(51) **LOC (11) Cl.** **14-03**

(52) **U.S. Cl.**
USPC **D14/138 AB**

(58) **Field of Classification Search**
USPC D14/341–347, 137, 138 R, 138 AA,
D14/138 AB, 138 C, 138 G, 496, 203.1,
D14/203.3, 203.4, 203.7, 129, 130, 147,
D14/218, 247, 248, 250, 385, 388, 389,
D14/315–318, 420, 426, 439; D21/329,
D21/330; D10/50, 65, 104.1
CPC . A63H 33/3016; G06F 1/1613; G06F 1/1647;
G06F 1/1641; G06F 3/04883; G06F
3/0486; G06F 3/04847; G06F 3/04845;
G06F 3/0484; H04M 1/0279; H04M
1/0281; H04M 1/0283

See application file for complete search history.

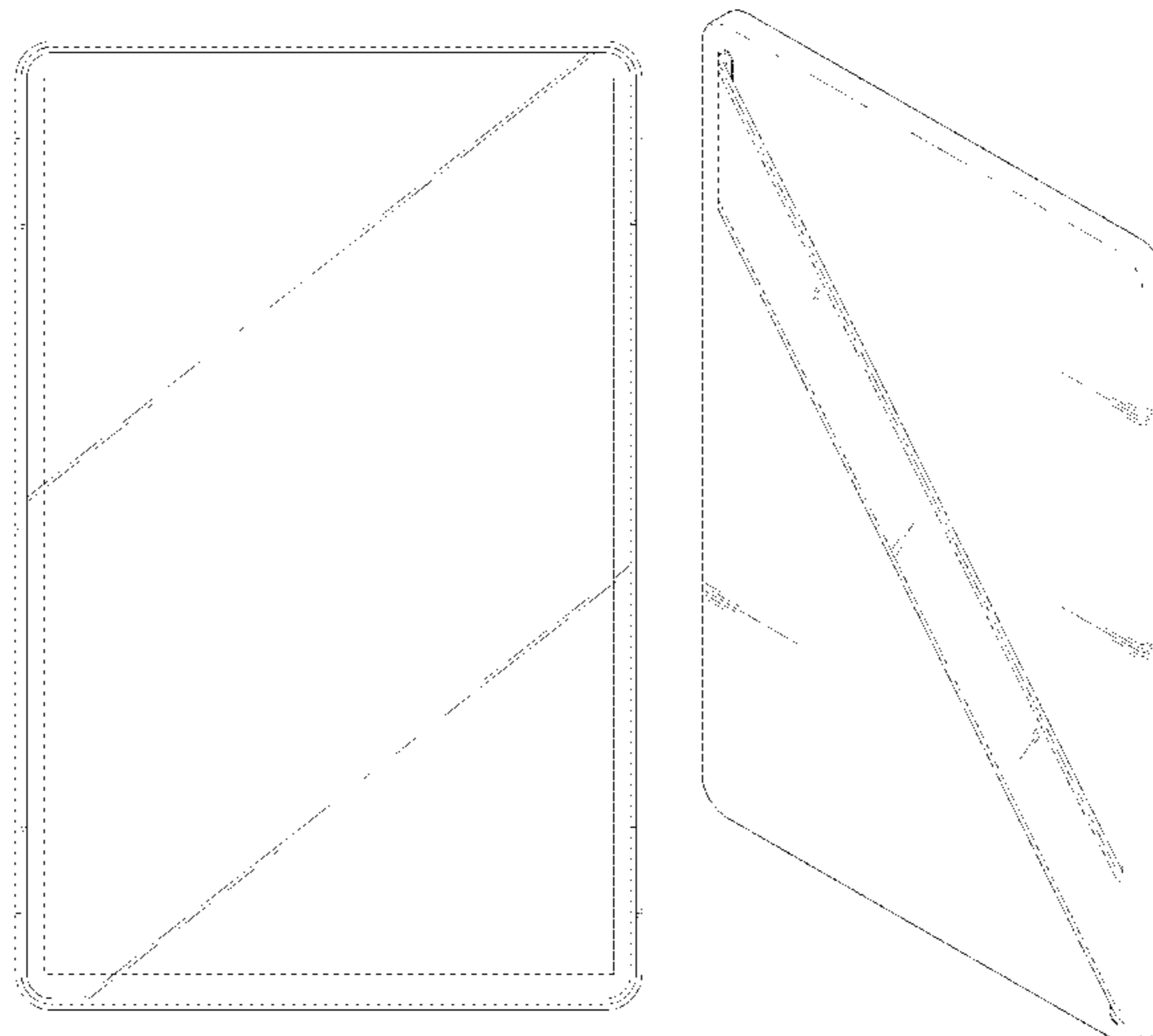
FIG. 1 is a perspective view of a mobile phone showing our new design;
FIG. 2 is a front view thereof;
FIG. 3 is a rear view thereof;
FIG. 4 is a left side view thereof;
FIG. 5 is a right side view thereof;
FIG. 6 is a top plan view thereof where the bottom plan view is a mirror image;
FIG. 7 is a rear perspective view thereof;
FIG. 8 is a reference view thereof showing an example of the usage of the subject design;
FIG. 9 is a perspective view in a condition that the mobile phone is folded in half;
FIG. 10 is a front view of FIG. 9;
FIG. 11 is a rear view of FIG. 9;
FIG. 12 is a left side view of FIG. 9;
FIG. 13 is a right side view of FIG. 9; and,
FIG. 14 is a top plan view of FIG. 9 where the bottom plan view is a mirror image.
The short dashed lines along the rear of the mobile phone illustrate a stitching pattern that forms part of the claimed design; the dot-dot-dashed lines showing a hand in FIG. 8 are environmental subject matter only and form no part of the claimed design.

(56) **References Cited**

U.S. PATENT DOCUMENTS

D560,227 S * 1/2008 Bennett D14/496
D571,801 S * 6/2008 Shaheen D14/346

1 Claim, 14 Drawing Sheets



(56)

References Cited

U.S. PATENT DOCUMENTS

8,428,664	B1 *	4/2013	Wyers	H04M 1/185 455/575.1
8,579,112	B2 *	11/2013	Bethea	A45F 5/00 206/320
D696,246	S *	12/2013	Kim	D14/341
D698,785	S *	2/2014	Canizares	D14/341
D708,608	S *	7/2014	Sugiyama	D14/341
D719,540	S *	12/2014	Lee	D14/138 AB
D721,376	S *	1/2015	Lee	D14/440
9,027,808	B2 *	5/2015	Kim	A45F 5/00 224/218
D743,362	S *	11/2015	Kim	D14/126
D745,484	S *	12/2015	Lee	D14/138 G
D746,285	S *	12/2015	Okabe	D14/345
D749,576	S *	2/2016	Park	D14/203.4
9,372,507	B2 *	6/2016	Dekock	G06F 1/166
D760,708	S *	7/2016	Hirst	D14/250
D762,607	S *	8/2016	Yoon	D14/138 G
D762,608	S *	8/2016	Yoon	D14/138 G
D767,526	S *	9/2016	Lee	D14/138 AB
D772,225	S *	11/2016	Kim	D14/341
D784,447	S *	4/2017	Iacchetti	D19/26
D784,979	S *	4/2017	Yamazaki	D14/341
2012/0031937	A1 *	2/2012	Baker	A45C 11/00 224/217
2012/0043234	A1 *	2/2012	Westrup	A45C 3/02 206/320
2012/0063066	A1 *	3/2012	Floit	A45F 3/14 361/679.01
2012/0104059	A1 *	5/2012	Yen	A45C 11/00 224/218
2013/0307816	A1 *	11/2013	Lee	G06F 1/1652 345/174
2013/0321340	A1 *	12/2013	Seo	G06F 1/1641 345/174
2014/0029197	A1 *	1/2014	Hishinuma	G06F 1/1613 361/679.55
2014/0054910	A1 *	2/2014	Kim	H04B 1/385 294/158
2014/0159403	A1 *	6/2014	Kim	F16M 13/04 294/137
2014/0218321	A1 *	8/2014	Lee	G06F 1/1652 345/173
2015/0338888	A1 *	11/2015	Kim	G06F 1/1677 345/156

* cited by examiner

FIG. 1

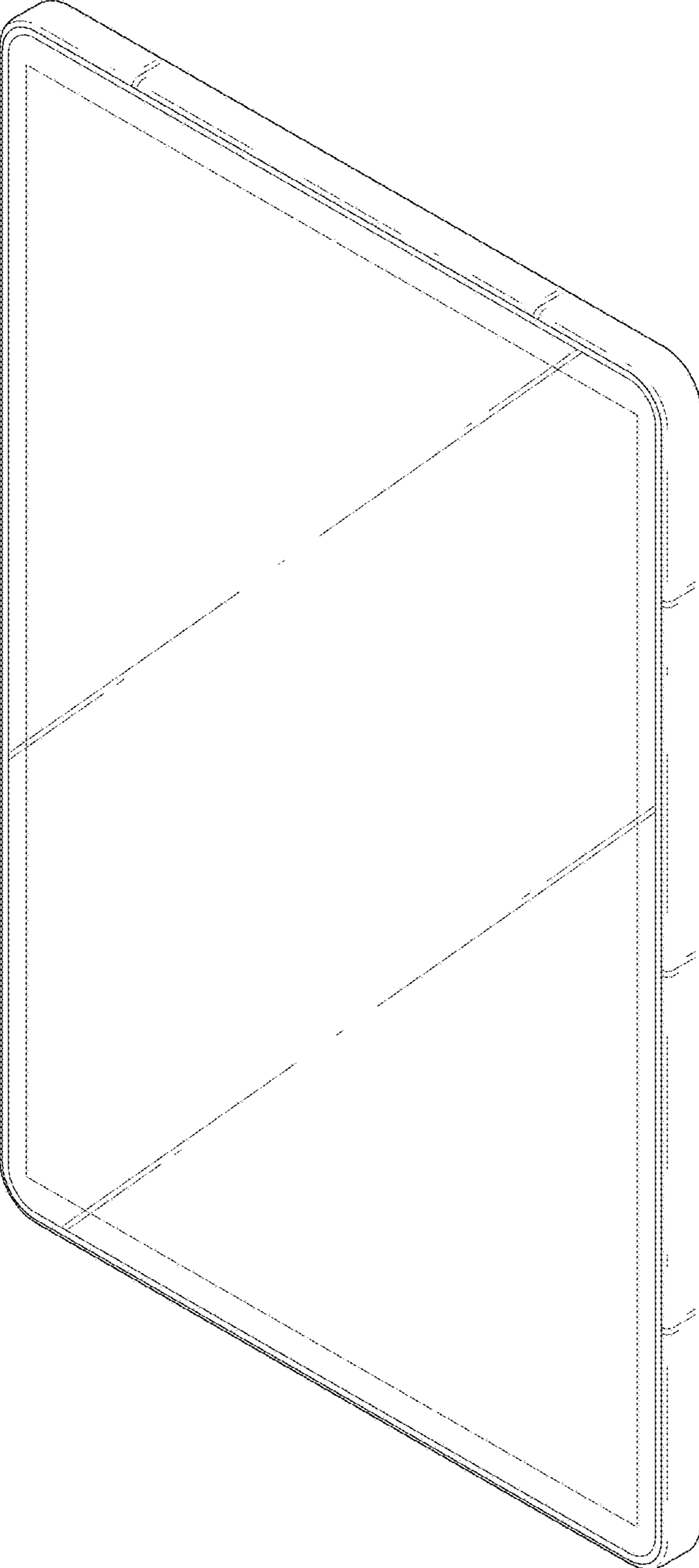


FIG. 2




FIG. 3

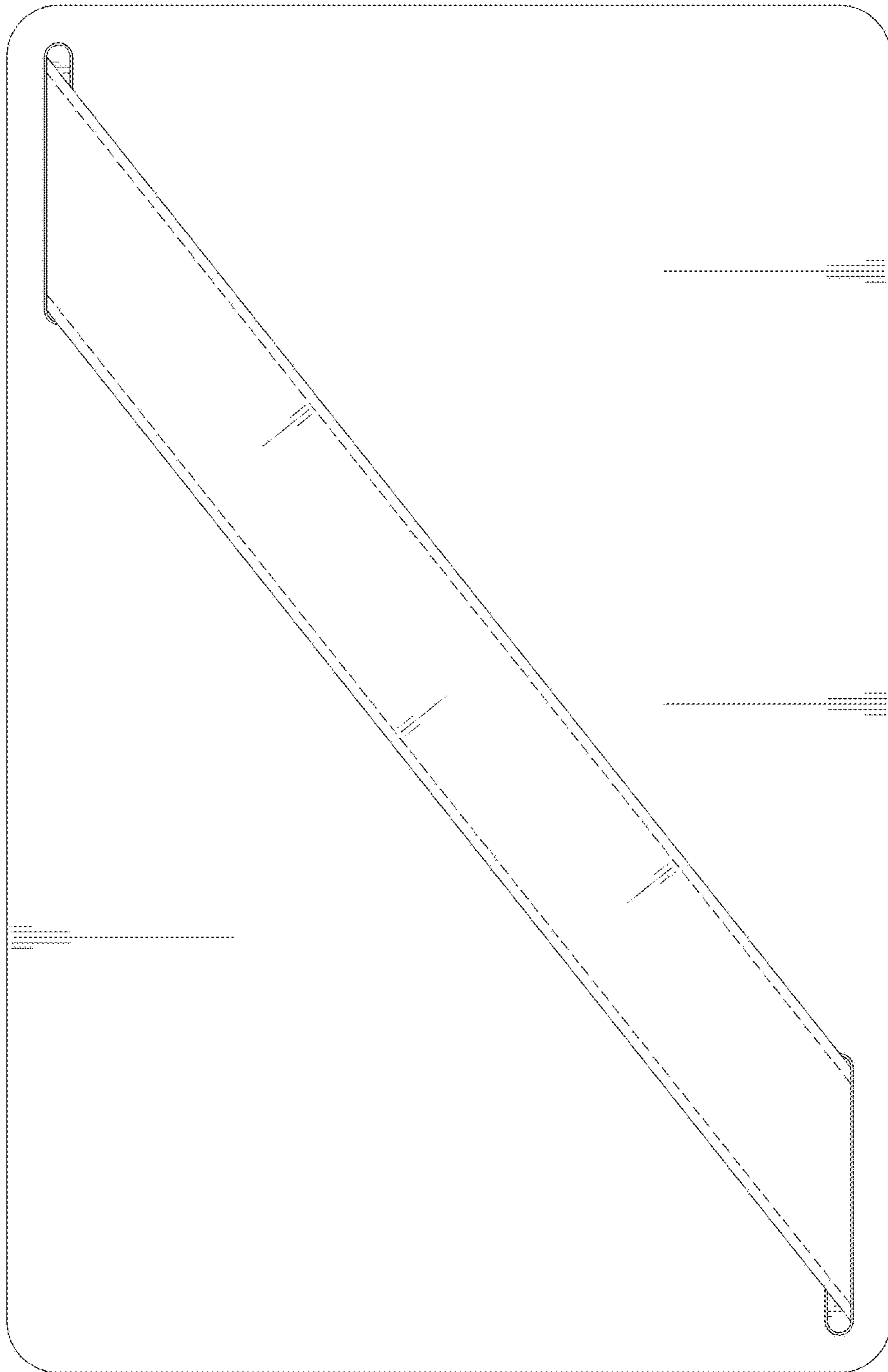


FIG. 4



FIG. 5



FIG. 6




FIG. 7

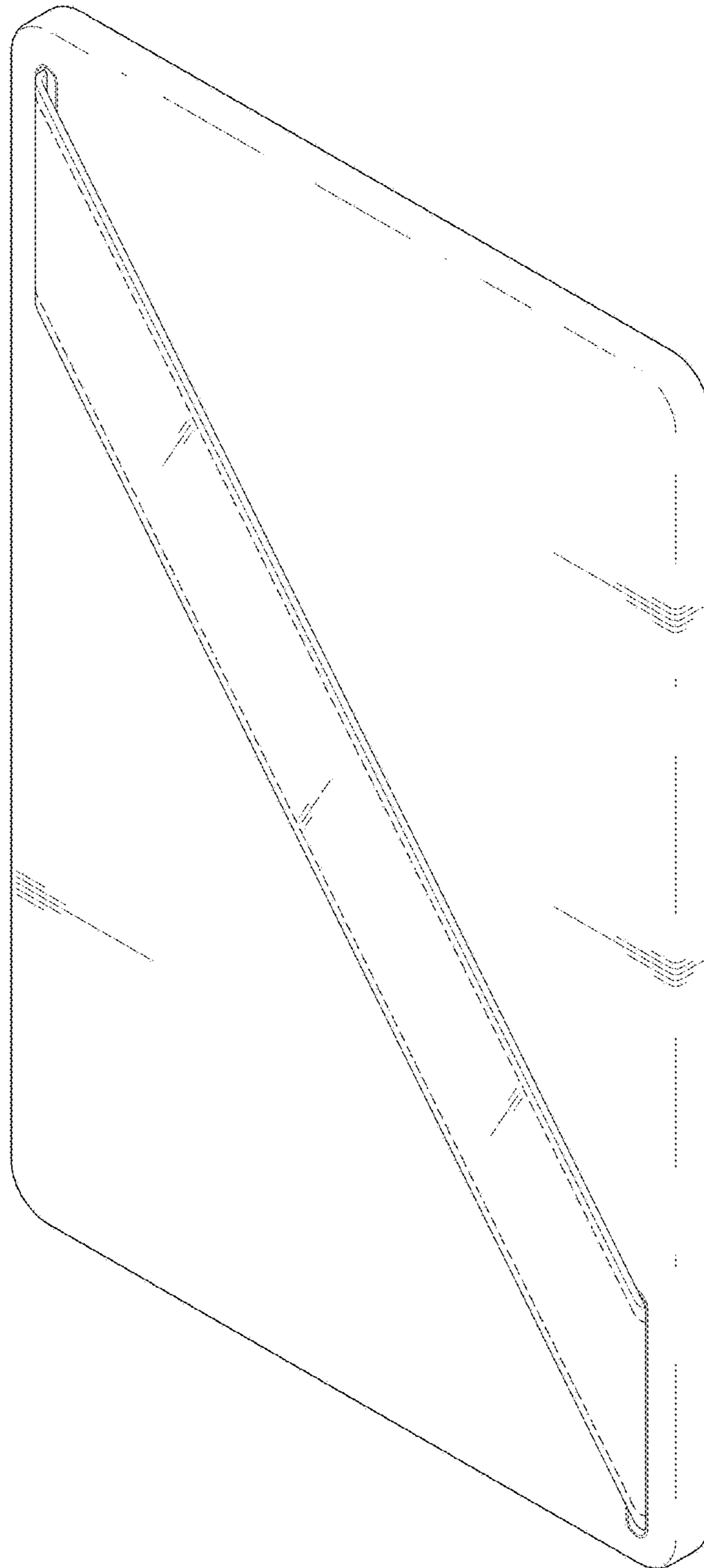


FIG. 8

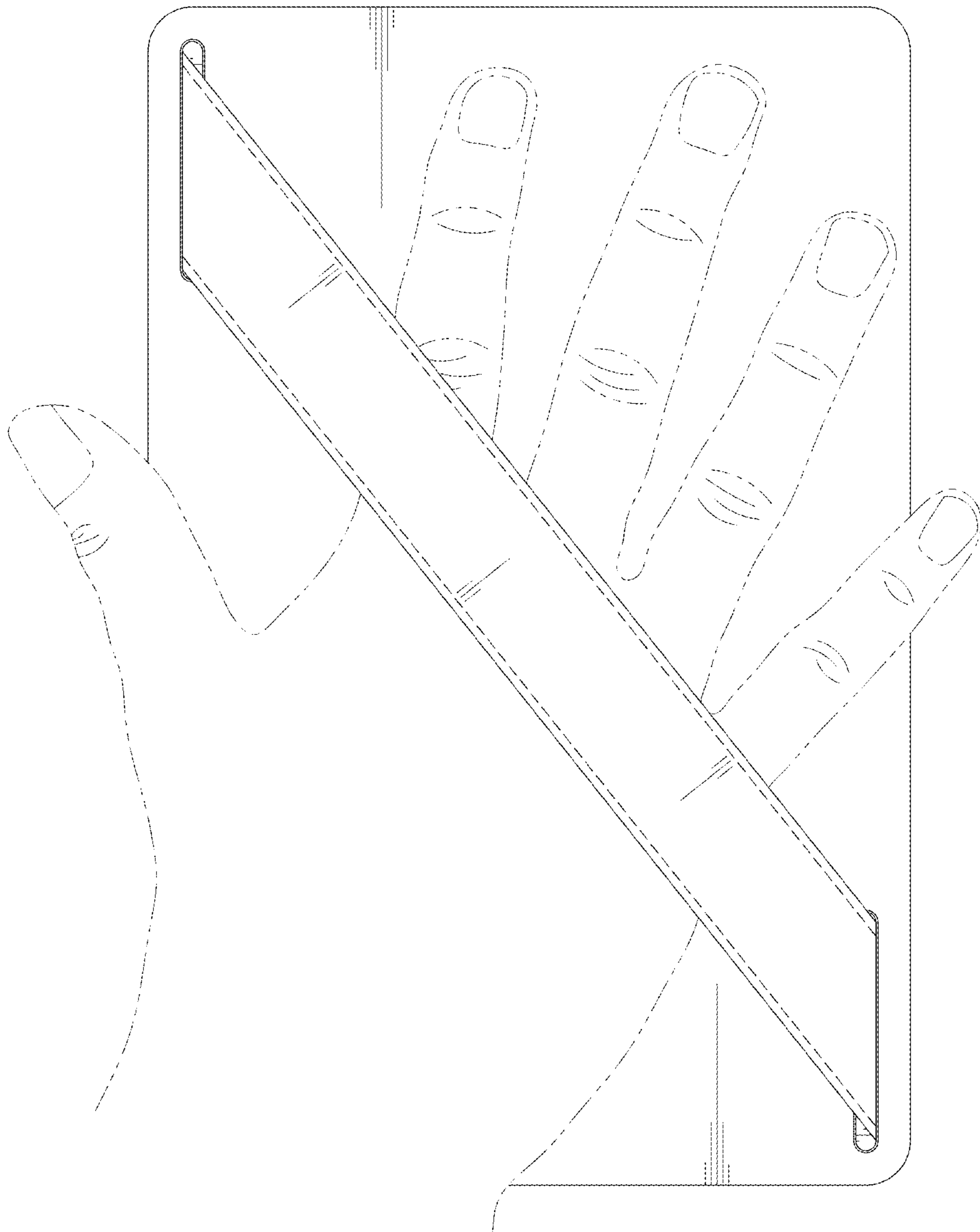


FIG. 9

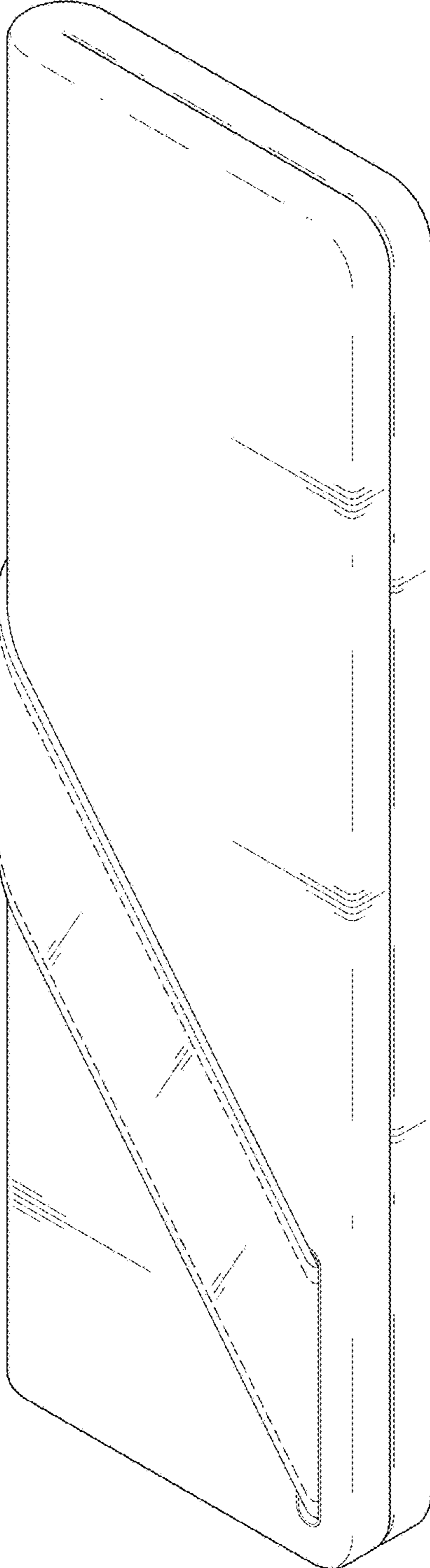


FIG. 10

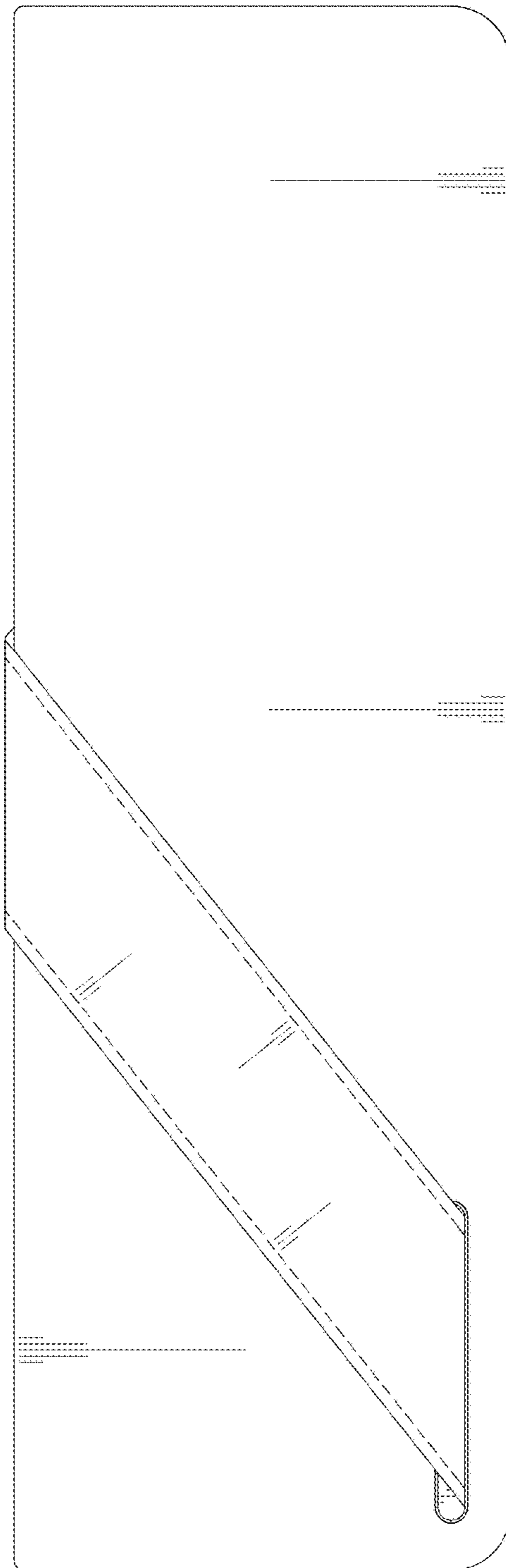


FIG. 11

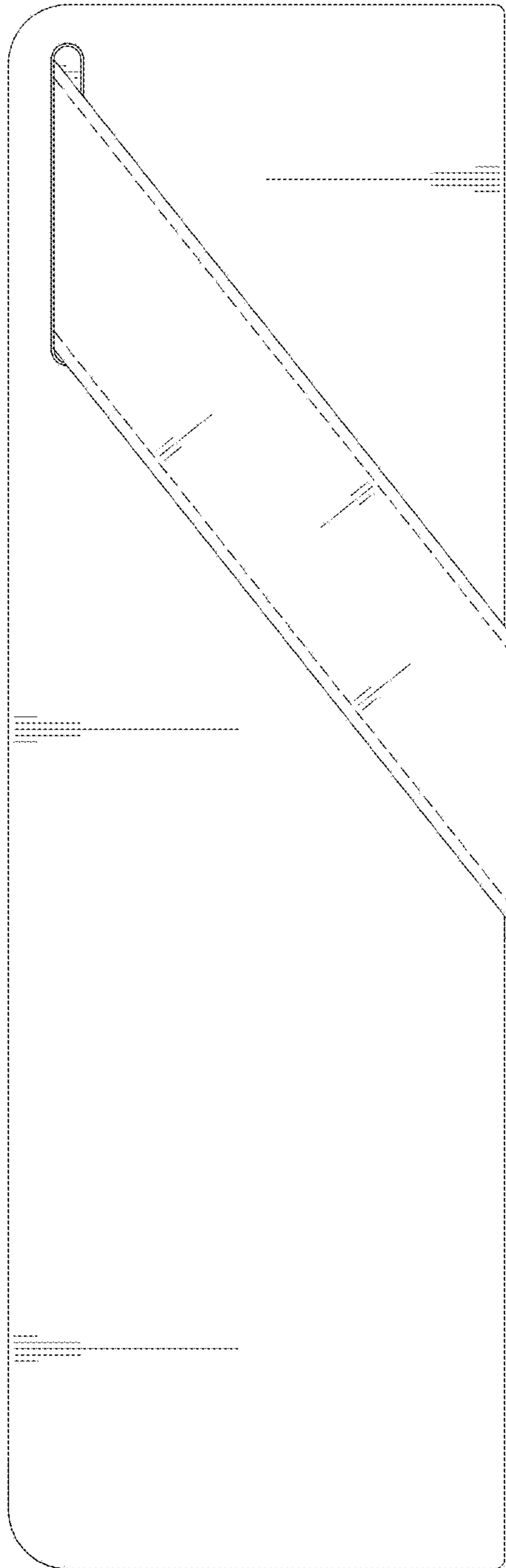


FIG. 12

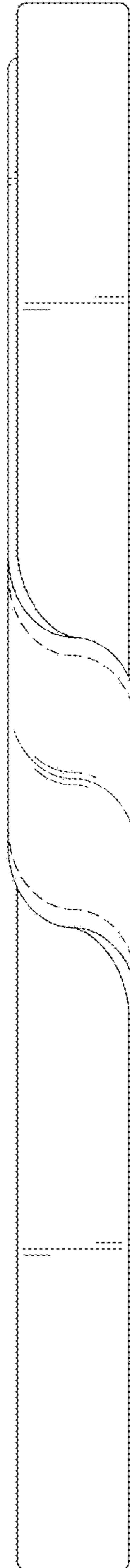


FIG. 13

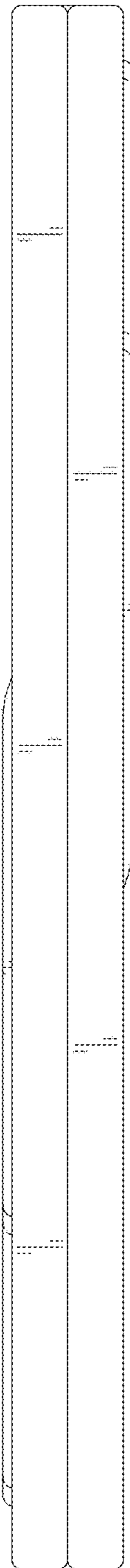


FIG. 14

