



US00D810011S

(12) **United States Design Patent** (10) **Patent No.:** **US D810,011 S**
Nelson et al. (45) **Date of Patent:** **** Feb. 13, 2018**

(54) **BATTERY**

2/105; H01M 2/204; H01M 10/4257;
H01M 10/0436; H01M 10/48

See application file for complete search history.

(71) Applicant: **BRIGHTVOLT, INC.**, Lakeland, FL
(US)

(56) **References Cited**

(72) Inventors: **Craig Nelson**, Melbourne, FL (US);
Robert W. Singleton, Plant City, FL
(US); **Michael G. Scruggs**, Lakeland,
FL (US); **Wade W. Guindy**, Henderson,
NV (US)

U.S. PATENT DOCUMENTS

4,429,026 A 1/1984 Bruder
5,019,467 A 5/1991 Fujiwara
(Continued)

(73) Assignee: **BrightVolt, Inc.**, Redmond, WA (US)

EP 0821368 1/1998
EP 0823744 2/1998

(Continued)

(**) Term: **15 Years**

FOREIGN PATENT DOCUMENTS

(21) Appl. No.: **29/555,097**

OTHER PUBLICATIONS

(22) Filed: **Feb. 18, 2016**

Levine, et al. "Electrochemical behavior of the polypyrrole/
polyimide composite by potential step amperometry," *Jornal of
Power Sources*, vol. 124, pp. 355-359 (May 2003).

(Continued)

Related U.S. Application Data

(60) Continuation of application No. 14/949,013, filed on
Nov. 23, 2015, which is a continuation of application
No. 12/466,900, filed on May 15, 2009, now Pat. No.
9,224,516, which is a division of application No.
11/187,440, filed on Jul. 22, 2005, now abandoned.

Primary Examiner — Rosemary K Tarcza

(74) *Attorney, Agent, or Firm* — Maier & Maier, PLLC

(51) **LOC (11) Cl.** **13-02**

(57) **CLAIM**

The ornamental design of a battery, as shown and described.

(52) **U.S. Cl.**

USPC **D13/103**

DESCRIPTION

(58) **Field of Classification Search**

USPC D13/102–106, 118–121, 184, 199;
429/96–100, 163, 176

CPC Y02E 60/12; Y02E 60/122; Y02E 60/124;

Y02E 60/50; H01M 2/02; H01M 2/022;

H01M 2/0202; H01M 2/0207; H01M

2/0212; H01M 2/1061; H01M 2/1022;

H01M 2/1055; H01M 2/1066; H01M

FIG. 1 is a top perspective view of a battery in accordance
with the present invention.

FIG. 2 is a top view of a battery in accordance with the
present invention.

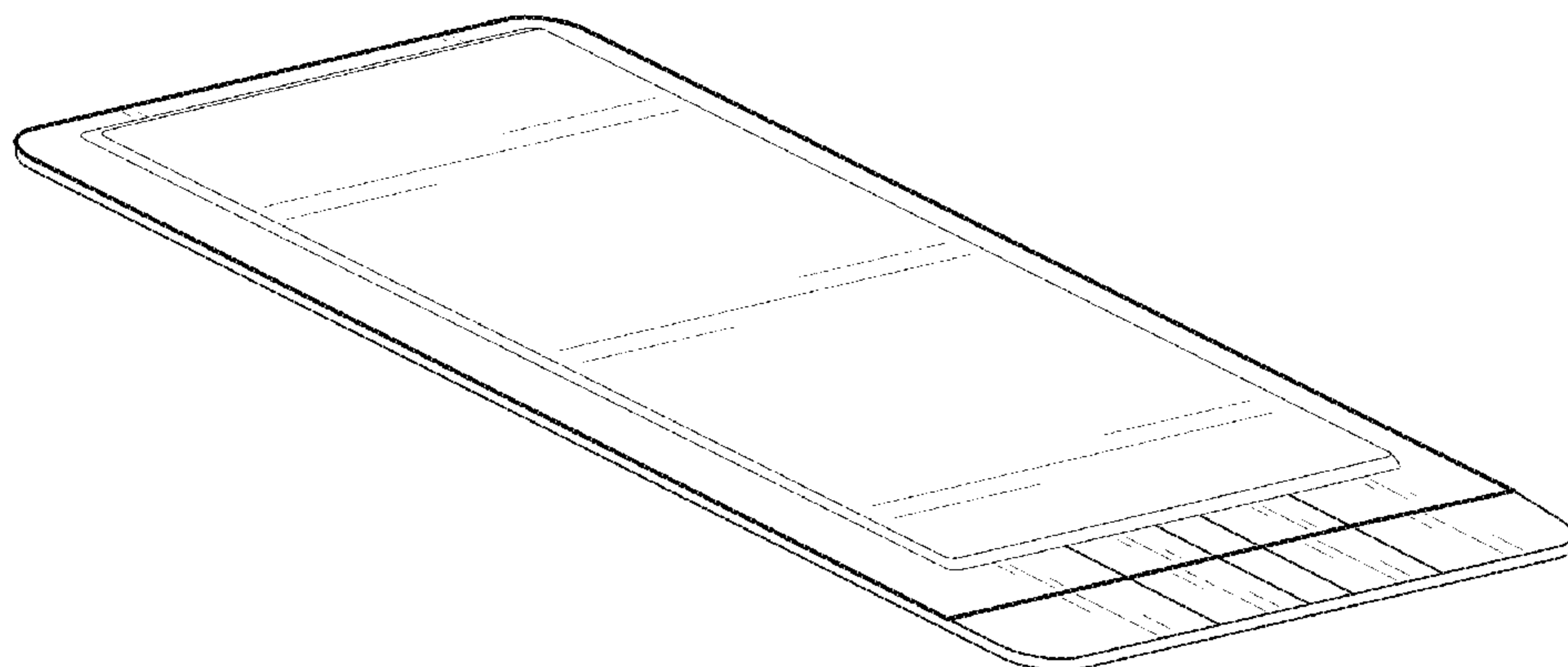
FIG. 3 is a left side view of a battery in accordance with the
present invention.

FIG. 4 is a right side view of a battery in accordance with
the present invention.

FIG. 5 is a back view of a battery in accordance with the
present invention; and,

FIG. 6 is a front view of a battery in accordance with the
present invention.

(Continued)



The bottom of the battery is flat and devoid of surface ornamentation.

1 Claim, 4 Drawing Sheets

(56)

References Cited

U.S. PATENT DOCUMENTS

5,056,145 A 10/1991 Yamamoto et al.
 5,468,571 A 11/1995 Fujimoto et al.
 5,601,941 A 2/1997 Tuttle
 5,677,568 A 10/1997 Ochi et al.
 5,735,040 A 4/1998 Ochi et al.
 5,888,672 A 3/1999 Gustafson et al.
 5,895,731 A 4/1999 Clingempeel
 5,925,283 A 6/1999 Taniuchi et al.
 6,001,507 A 12/1999 Ono et al.
 6,013,393 A 1/2000 Taniuchi et al.
 6,030,728 A 2/2000 Cotte et al.
 6,069,234 A 8/2000 Nakanishi et al.
 6,109,530 A 8/2000 Larson et al.
 6,114,068 A 9/2000 Yamada et al.
 6,148,503 A 11/2000 Delnick et al.
 6,291,106 B1 9/2001 Diado et al.
 6,296,971 B1 10/2001 Hara
 6,315,918 B1 11/2001 Mita et al.
 6,387,566 B1 5/2002 Chang et al.
 6,387,567 B1 5/2002 Noh
 6,406,817 B2 6/2002 Wariishi et al.
 6,413,675 B1 7/2002 Harada et al.
 6,451,480 B1 9/2002 Gustafson et al.
 6,465,134 B1 10/2002 Shibuya et al.
 6,503,831 B2 1/2003 Speakman
 6,509,123 B1 1/2003 Shibuya et al.
 6,534,214 B1 3/2003 Nishijima et al.
 6,596,440 B2 7/2003 Gavelin et al.
 6,617,074 B1 9/2003 Watarai et al.
 6,632,564 B1 10/2003 Takahashi et al.
 6,641,957 B1 11/2003 Kawaguchi et al.
 6,673,495 B1 1/2004 Nishiura et al.
 6,713,389 B2 3/2004 Speakman
 7,129,005 B2 10/2006 Wensley et al.
 7,198,870 B2 4/2007 Wensley et al.
 7,862,919 B2* 1/2011 Kim H01M 2/1022
 429/162
 D678,188 S * 3/2013 Sasada D13/103
 D684,529 S * 6/2013 Moon D13/103
 D684,530 S * 6/2013 Moon D13/103
 D697,479 S * 1/2014 Andre D13/119
 D709,440 S * 7/2014 Kwon D13/103
 D709,441 S * 7/2014 Kwon D13/103
 D709,442 S * 7/2014 Kwon D13/103
 D709,822 S * 7/2014 Kwon D13/103
 D712,345 S * 9/2014 Kwon D13/103
 D712,825 S * 9/2014 Kwon D13/103
 D716,222 S * 10/2014 Kwon D13/103
 D716,722 S * 11/2014 Kwon D13/103
 D716,723 S * 11/2014 Kwon D13/103
 D719,087 S * 12/2014 Bataillou D13/103
 D724,015 S * 3/2015 Kwon D13/103
 D724,016 S * 3/2015 Kwon D13/103
 D724,017 S * 3/2015 Kwon D13/103
 D724,019 S * 3/2015 Kwon D13/103
 D724,020 S * 3/2015 Kwon D13/103
 D724,021 S * 3/2015 Kwon D13/103
 D724,022 S * 3/2015 Kwon D13/103
 D724,528 S * 3/2015 Kwon D13/103
 D724,529 S * 3/2015 Kwon D13/103
 D724,532 S * 3/2015 Kwon D13/103
 D724,533 S * 3/2015 Kwon D13/103
 D729,727 S * 5/2015 Lin D13/103
 D737,761 S * 9/2015 Zhuang D13/108

D751,981 S * 3/2016 Lin D13/103
 D751,983 S * 3/2016 Lin D13/103
 2001/0038937 A1 11/2001 Suzuki et al.
 2001/0051298 A1 12/2001 Hanafusa et al.
 2002/0128034 A1 9/2002 Stratmoen et al.
 2002/0153424 A1 10/2002 Li
 2002/0160272 A1 10/2002 Tanaka et al.
 2002/0177039 A1 11/2002 Lu et al.
 2002/0187377 A1 12/2002 Shinoda et al.
 2003/0059681 A1 3/2003 Noh
 2003/0194607 A1 10/2003 Huang
 2003/0222755 A1 12/2003 Kemper et al.
 2004/0009403 A1 1/2004 Kim et al.
 2004/0018424 A1 1/2004 Zhang et al.
 2004/0029001 A1 2/2004 Yamazaki et al.
 2004/0043290 A1 3/2004 Hatta
 2004/0048157 A1 3/2004 Neudecker et al.
 2004/0081890 A1 4/2004 King et al.
 2004/0229118 A1 11/2004 Wensley et al.
 2004/0229127 A1 11/2004 Wensley et al.
 2005/0026042 A1 2/2005 Vallee et al.
 2005/0153209 A1 7/2005 Vallee et al.
 2005/0239917 A1 10/2005 Nelson et al.
 2005/0263596 A1 12/2005 Nelson et al.
 2006/0147792 A1 7/2006 Nelson et al.
 2015/0318579 A1* 11/2015 Kwon H01M 10/0585
 429/156

FOREIGN PATENT DOCUMENTS

EP 0825619 2/1998
 EP 1439595 A2 7/2004
 JP S63-116379 7/1988
 JP 07-320780 12/1995
 JP 10-188992 7/1998
 JP 10284047 A 10/1998
 JP 11031486 A 2/1999
 JP 11-329440 11/1999
 JP 2000-021412 1/2000
 JP P2000-251868 A 9/2000
 JP 2001357825 A 12/2001
 JP 2002042884 A 2/2002
 JP 2002050337 A 2/2002
 JP 2002319437 A 10/2002
 WO 1999032929 7/1999
 WO 2002013304 2/2002
 WO 2002063073 8/2002
 WO 2005021280 A 3/2005

OTHER PUBLICATIONS

Meador, et al., "Effects of branching on rod-coil block polyimides as membrane material for lithium polymer batteries," Chem. Mater., vol. 15, No. 15, pp. 3018-3025 (Jun. 2003).
 Munnik, et al., "Stopping power measurements of 0.5-10.5 NeV7Li ions in polyimide, vyns, formvar, and polysulfone," Journal of Applied Physics, vol. 86, No. 7, pp. 3934-3938 (Oct. 1999).
 Nie, et al., "Novel polymeric aromatic lithium sulfonylimides as salts for polymer electrolytes," Journal of Applied Polymer Science, vol. 5, pp. 1802-1805 (Jun. 2002).
 Tokuda, et al., "Synthesis, characterization, and ion-conductive behavior in an organic solvent and in a polyether of a novel lithium salt of a perfluorinated polyimide anion," Macromolecules, vol. 35, No. 4, pp. 1403-1411 (Jan. 2002).
 Viehbeck, et al., "Electrochemical properties of polyimides and related imide compounds," Journal of the Electrochemical Society, vol. 137, No. 5, pp. 1460-1466 (May 1990).
 International Search Report/Written Opinion, PCT/US05/26189, dated Jul. 30, 2008.
 Examination Report, EP 05 775 620.7, dated Feb. 18, 2015.
 Supplementary European Search Report and Opinion, EP 05 775 620.7, dated Mar. 8, 2010.

* cited by examiner

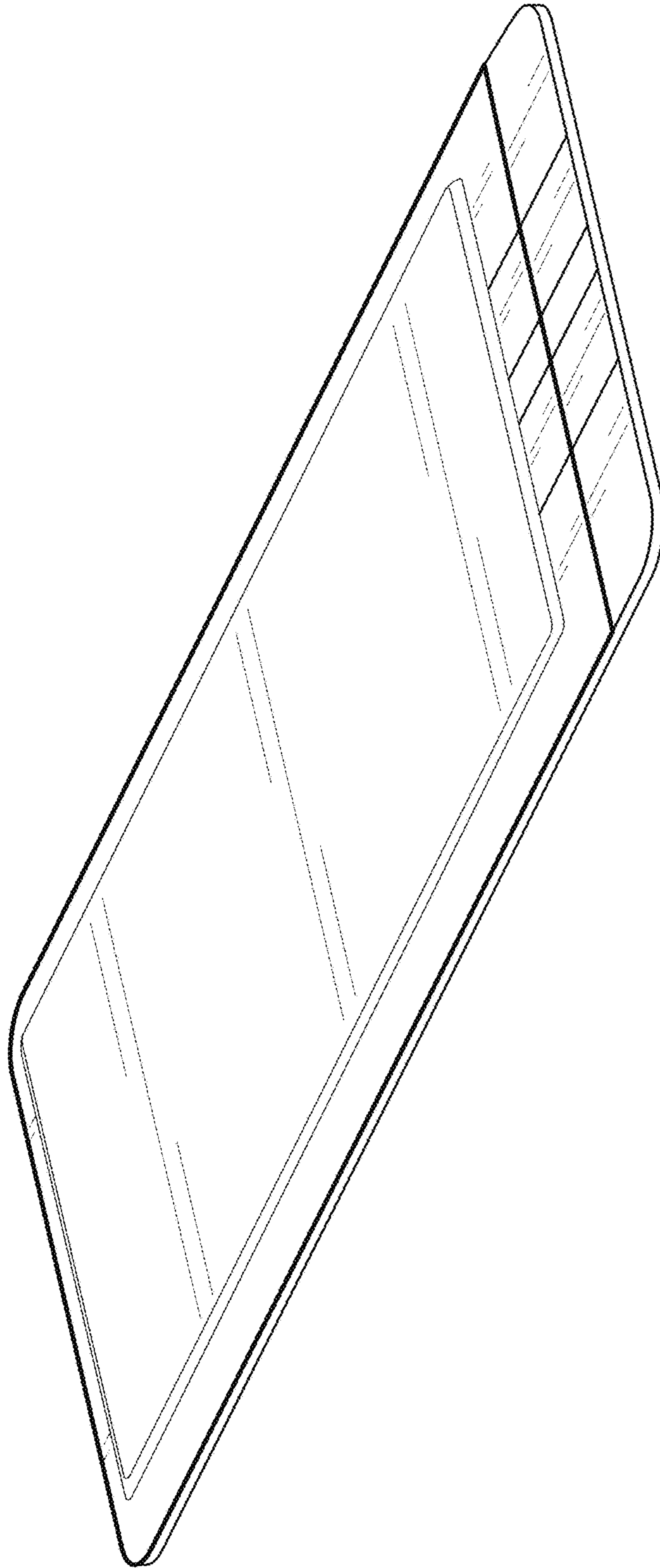


FIG. 1




FIG. 2

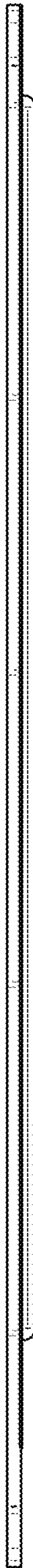


FIG. 3

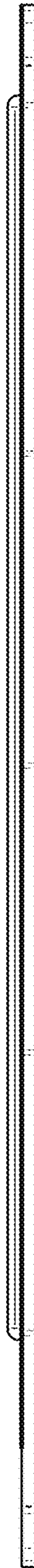


FIG. 4



FIG. 5




FIG. 6