



US00D810002S

(12) **United States Design Patent** (10) **Patent No.:** **US D810,002 S**  
**Sprowl et al.** (45) **Date of Patent:** **\*\* Feb. 13, 2018**

(54) **TIRE TREAD FOR A MODEL VEHICLE**

prodlne=Wrangler+MT%2FR&mrktarea=Light+Truck  
&treadwidth=&aspectratio=&rimdiameter=&sidewall”, Jun. 29,  
2007, USA.

(71) Applicant: **TRAXXAS LP**, McKinney, TX (US)

(Continued)

(72) Inventors: **Jory Sprowl**, Wolfe City, TX (US);  
**Jaime Felix Barajas**, Dallas, TX (US);  
**Kent Poteet**, Lucas, TX (US); **Otto  
Karl Allmendinger**, Rowlett, TX (US)

*Primary Examiner* — George D. Kirschbaum  
*Assistant Examiner* — Joseph J Kukella  
(74) *Attorney, Agent, or Firm* — Daryl R. Wright; Greg  
Carr

(73) Assignee: **TRAXXAS LP**, McKinney, TX (US)

(57) **CLAIM**

(\*\*) Term: **15 Years**

We claim the ornamental design for a tire tread for a model  
vehicle, as shown and described.

(21) Appl. No.: **29/540,005**

**DESCRIPTION**

(22) Filed: **Sep. 18, 2015**

(51) **LOC (11) Cl.** ..... **12-15**

(52) **U.S. Cl.**  
USPC ..... **D12/544**

(58) **Field of Classification Search**  
USPC ..... D12/512, 536, 544, 579  
CPC ..... B60C 11/0302; B60C 11/0306  
See application file for complete search history.

FIG. 1 is a, top, left, front perspective view of a tire tread for  
a model vehicle;  
FIG. 2 is a front elevation view thereof;  
FIG. 3 is a side elevation view thereof;  
FIG. 4 is a perspective view of a model vehicle showing a  
state in which the tire tread is on a tire in a left-front position  
on the model vehicle;  
FIG. 5 is a perspective view of a model vehicle showing a  
state in which the tire tread is on a tire in a left-rear position  
on the model vehicle;  
FIG. 6 is a perspective view of a model vehicle showing a  
state in which the tire tread is on a tire in a right-front  
position on the model vehicle; and,  
FIG. 7 is a perspective view of a model vehicle showing a  
state in which the tire tread is on a tire in a right-rear position  
on the model vehicle.

(56) **References Cited**

**U.S. PATENT DOCUMENTS**

D208,685 S *	9/1967	Evans	.....	D12/596
D260,012 S	7/1981	Candiliotis		
D261,257 S	10/1981	Guidry		
D316,689 S *	5/1991	Fujiki	.....	D12/579
5,259,429 A	11/1993	Harms		
D379,442 S	5/1997	Ratliff, Jr.		
D384,013 S *	9/1997	Thomas	.....	D12/544
D391,211 S	2/1998	Maxwell		
D400,141 S	10/1998	Maxwell		
D428,587 S	7/2000	Maxwell		

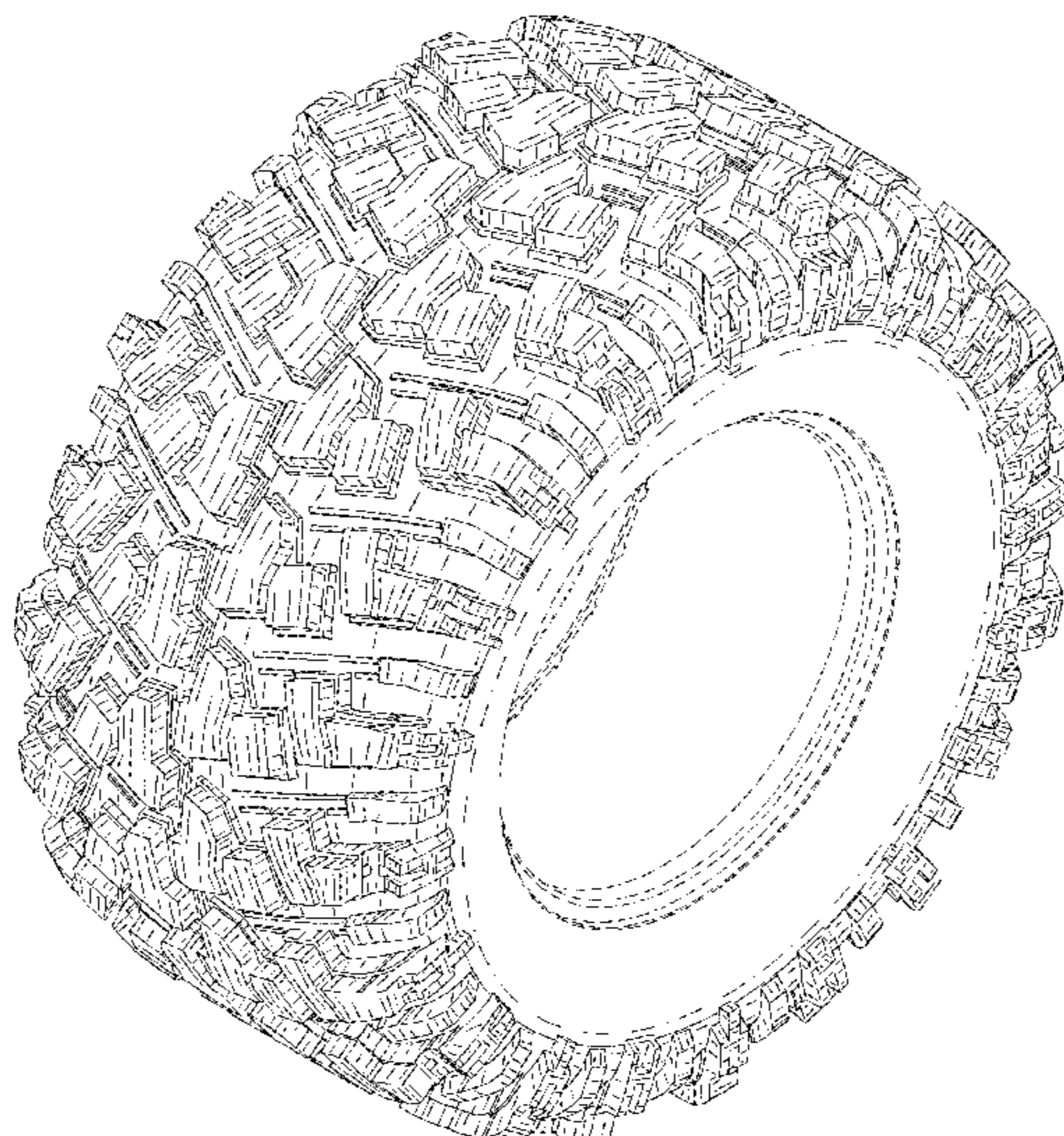
(Continued)

**OTHER PUBLICATIONS**

“Goodyear Tires, “Wrangler MT/R” web page;[http://www.goodyeartires.com/goodyeartireselector/display\\_tirejsp?](http://www.goodyeartires.com/goodyeartireselector/display_tirejsp?)

Structural elements depicted by broken lines have been  
shown for the purpose of illustrating portions of a tire for a  
model vehicle, and its environment, that form no part of the  
claimed design. The dot-dash broken lines define the bounds  
of the claimed design and form no part thereof. The appear-  
ance of the front of the tire tread for a model vehicle is  
repeated around the top, bottom, and rear of the tire tread for  
a model vehicle. The appearance of the right side of the tire  
tread for a model vehicle is a mirror image of the left side  
of the tire tread for a model vehicle.

**1 Claim, 7 Drawing Sheets**



(56)

**References Cited**

U.S. PATENT DOCUMENTS

D441,697 S	*	5/2001	Allison .....	D12/536
D445,379 S	*	7/2001	Guspodin .....	D12/579
D445,381 S	*	7/2001	Guspodin .....	D12/579
D456,344 S		4/2002	Rooney	
D487,057 S		2/2004	Rooney et al.	
D492,644 S		7/2004	Maxwell	
D492,931 S	*	7/2004	Maxwell .....	D12/579
D496,328 S		9/2004	Shondel et al.	
D504,656 S		5/2005	Green et al.	
D505,382 S		5/2005	Green et al.	
D505,385 S		5/2005	Green et al.	
D508,674 S		8/2005	Dumigan et al.	
D511,738 S	*	11/2005	Maxwell .....	D12/544
D514,501 S		2/2006	Nishimori	
D522,450 S		6/2006	Gerasimczuk	
D524,725 S		7/2006	Gerasimczuk	
D534,485 S		1/2007	Nakamura	
D534,487 S		1/2007	Dumigan et al.	
D535,248 S		1/2007	Ashton et al.	
D535,610 S		1/2007	Morito et al.	
D535,611 S		1/2007	Sundkvist et al.	
D544,830 S		6/2007	Umstot et al.	
D556,673 S	*	12/2007	Missik-Gaffney .....	D12/579
D556,674 S		12/2007	Missik-Gaffney et al.	
D568,233 S	*	5/2008	Dixon .....	D12/512
D594,401 S		6/2009	Guidry	
D601,487 S		10/2009	Ebel et al.	

D632,244 S		2/2011	Green	
D653,195 S		1/2012	Sareen	
D671,486 S		11/2012	Rooney et al.	
D707,620 S	*	6/2014	Barajas .....	D12/579
D713,328 S	*	9/2014	Umstot .....	D12/579
D732,463 S	*	6/2015	Petr .....	D12/579
D753,056 S	*	4/2016	Kuwano .....	D12/599
D767,474 S	*	9/2016	Reim .....	D12/579
D783,510 S	*	4/2017	Thornburg .....	D12/579
D795,796 S	*	8/2017	Johnson .....	D12/599

OTHER PUBLICATIONS

Interco Tire, "TM Appl'n. No. 74279000" Interco Tire Corporation, Rayne LA, May 27, 1992, USA.

TRAXXAS, [www.traxxas.com](http://www.traxxas.com) archive web page Jul. 10, 2004, Traxxas LP, Plano TX, Jul. 10, 2004, USA.

TRAXXAS, "REVO Owners Manual", Traxxas LP, Plano TX; Jul. 2004, USA.

TRAXXAS, "REVO Service and Support Guide / Parts List", Traxxas LP, Plano TX; Jul. 2004, USA.

TRAXXAS, "REVO Power.Precision.Balance" product announcement web pages, [traxxas.com](http://traxxas.com); Traxxas LP, Plano, TX, Apr. 8, 2004, USA.

Kumho Tire; <http://www.kumhousa.com/tire/category/truck-suv/F8656BD8-0A87-4166-82B5-0DF52D4AC17E>; Sep. 2016, USA.

Traxxas; Tires, Maxx AT; Sep. 2016, USA.

\* cited by examiner

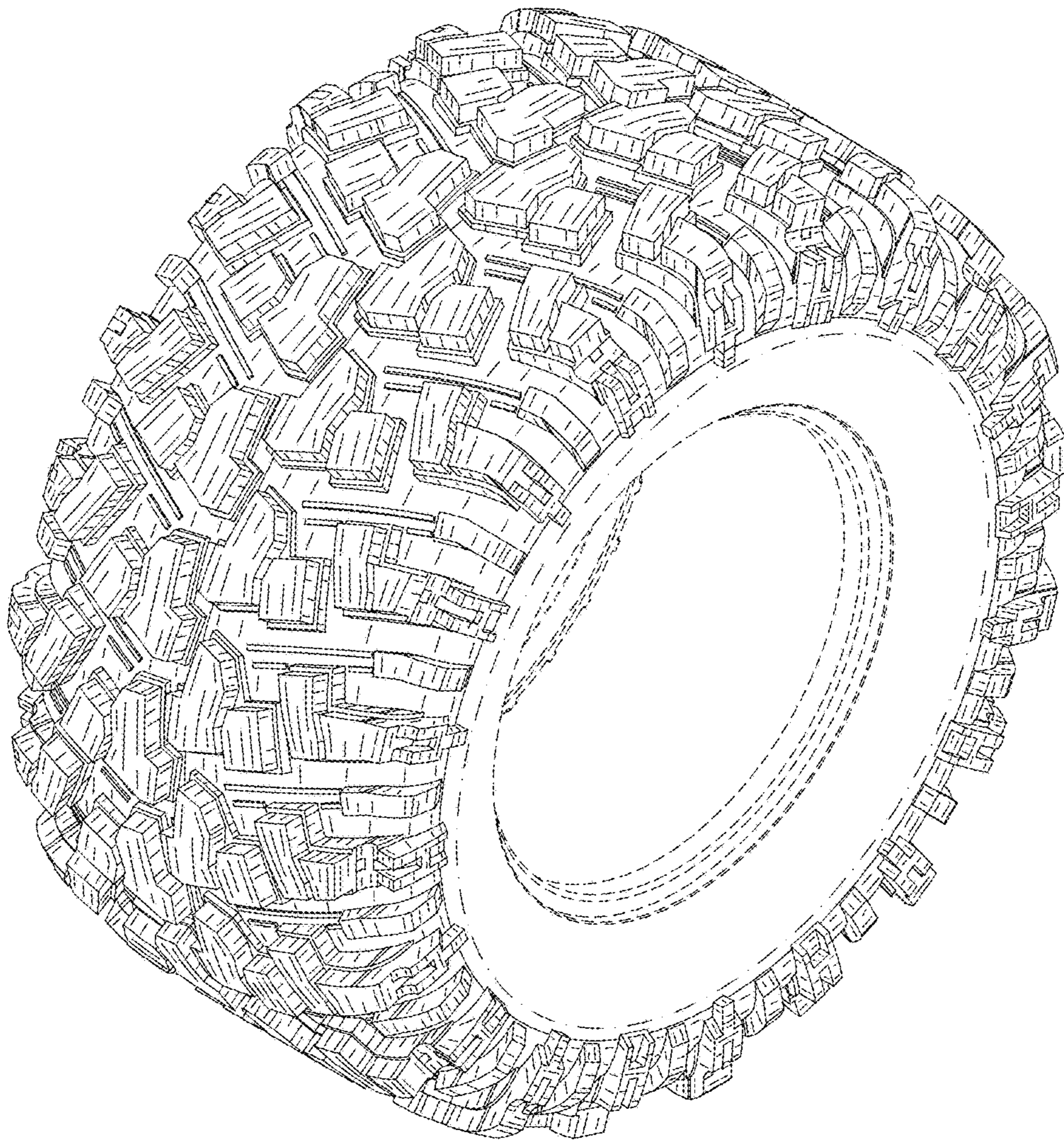
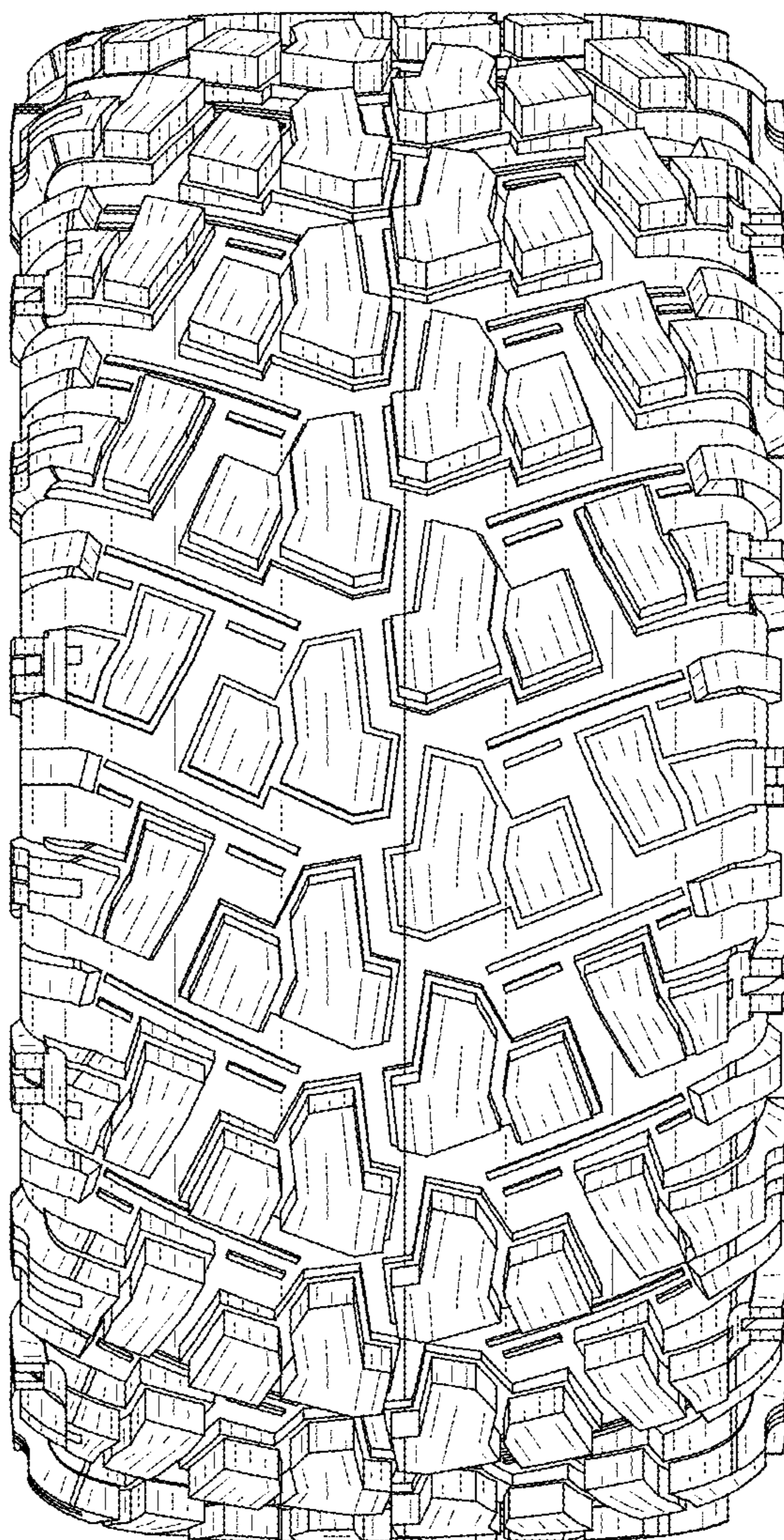


FIG. 1



**FIG. 2**

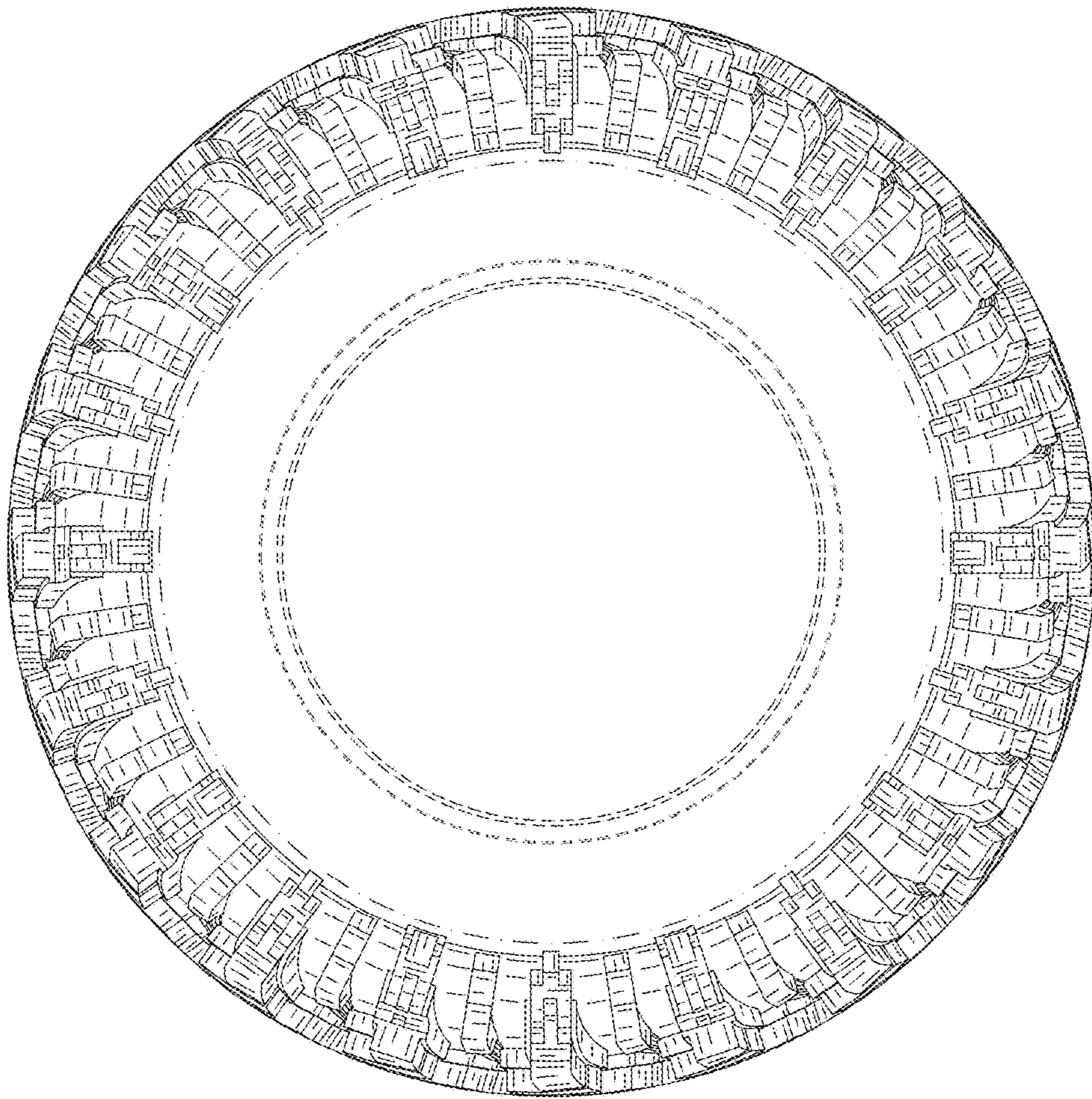


FIG. 3

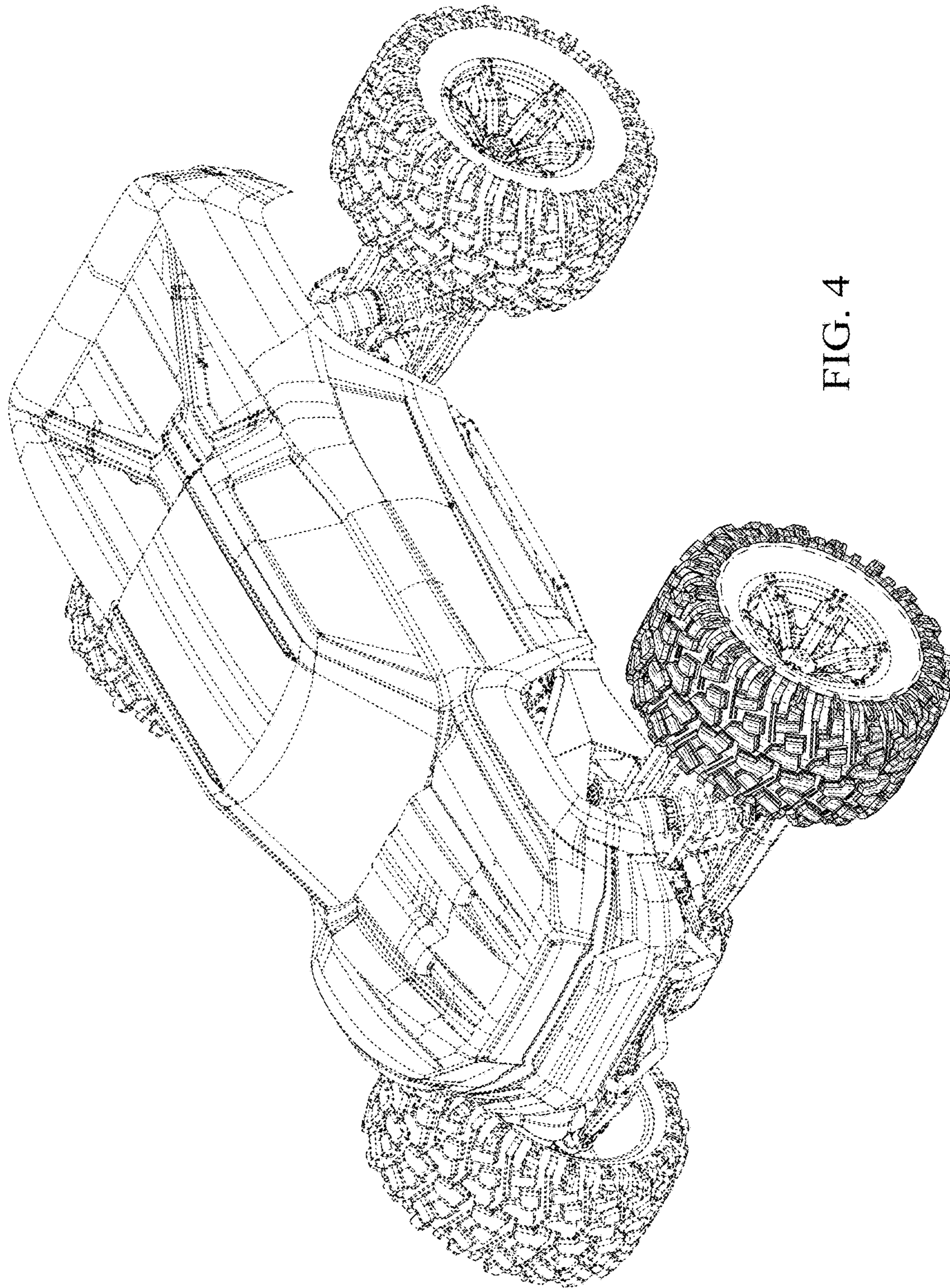


FIG. 4

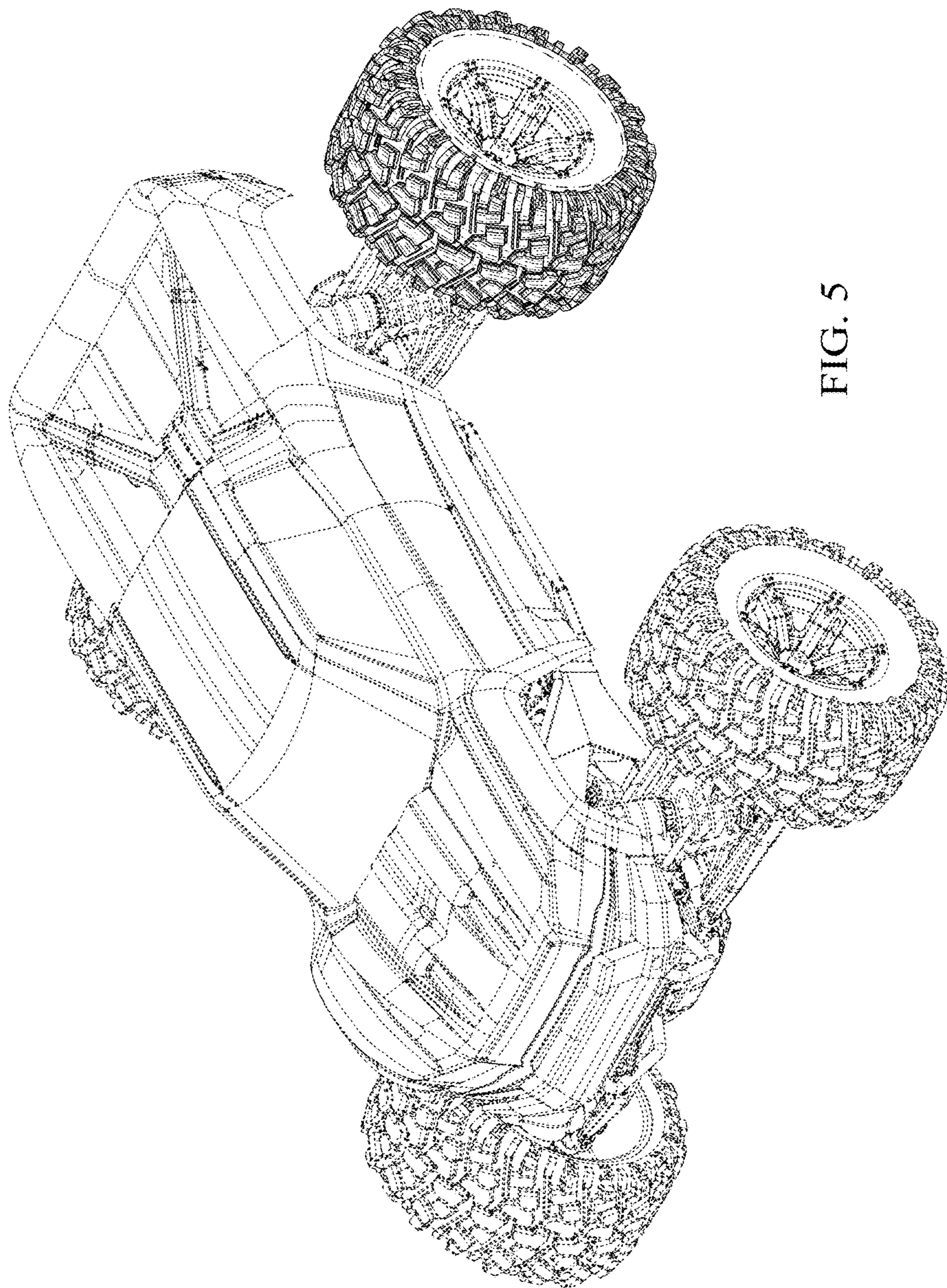


FIG. 5

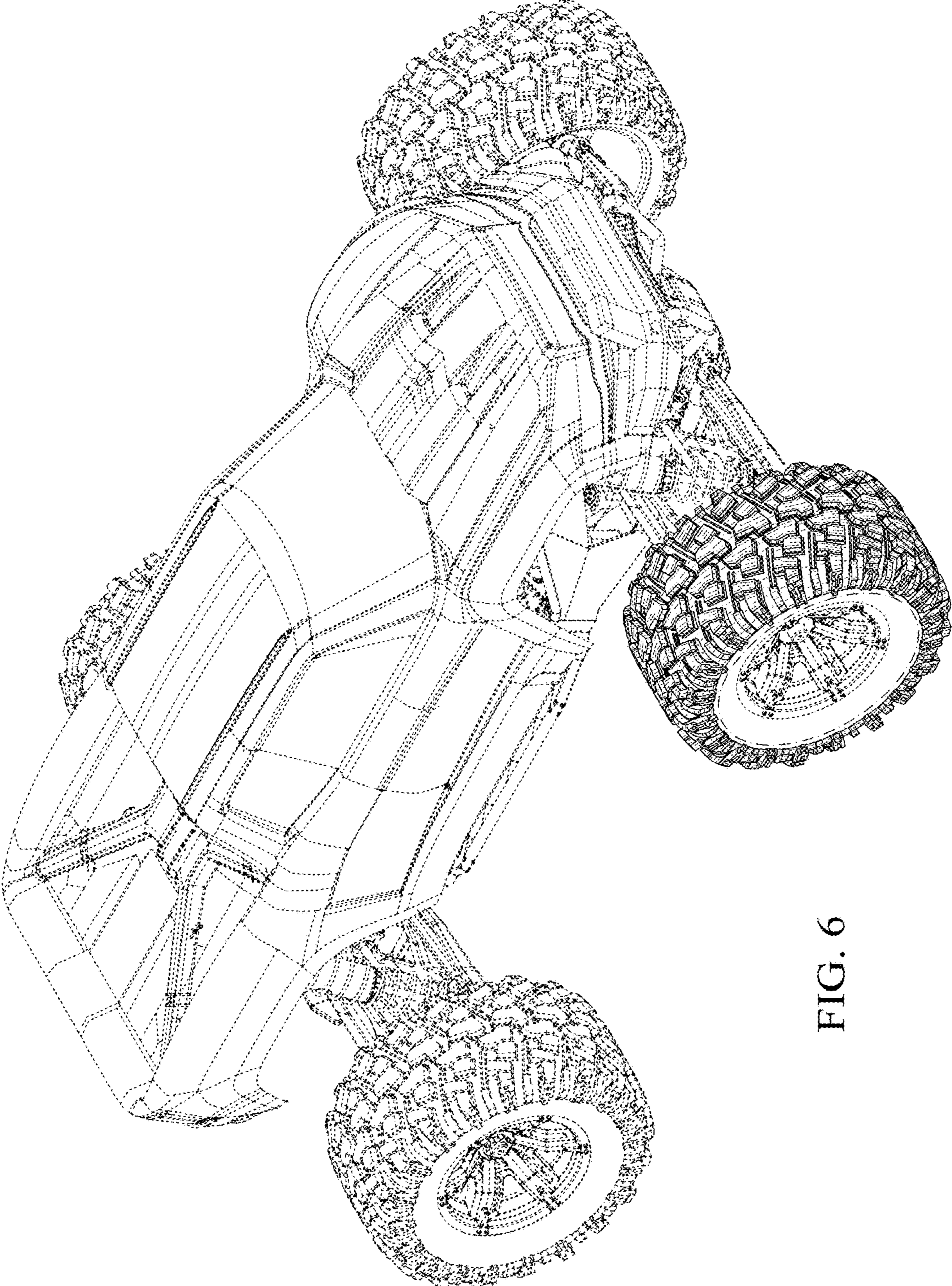


FIG. 6



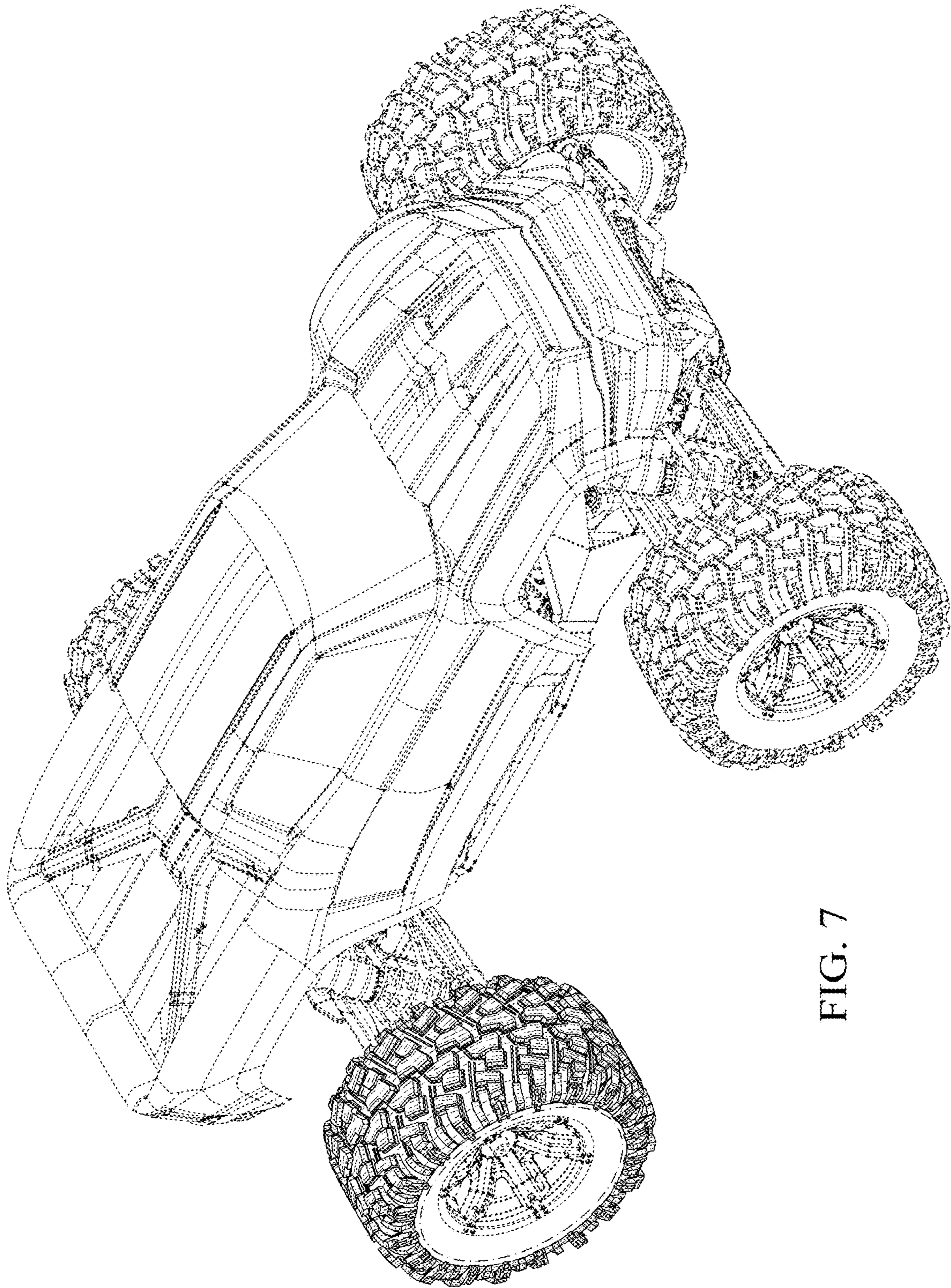


FIG. 7