



US00D810000S

(12) **United States Design Patent** (10) **Patent No.:** **US D810,000 S**  
**Kono** (45) **Date of Patent:** **\*\* Feb. 13, 2018**

(54) **TIRE FOR MOTORCYCLE**  
(71) Applicant: **SUMITOMO RUBBER INDUSTRIES, LTD.**, Kobe-shi, Hyogo (JP)

D718,701 S \* 12/2014 Isaka ..... D12/535  
D728,454 S \* 5/2015 Kubo ..... D12/535  
D748,040 S \* 1/2016 Lucas ..... D12/535  
D778,807 S \* 2/2017 Otani ..... D12/535  
D779,412 S \* 2/2017 Otani ..... D12/535  
D779,413 S \* 2/2017 Otani ..... D12/535

(72) Inventor: **Kyosuke Kono**, Kobe (JP)  
(73) Assignee: **SUMITOMO RUBBER INDUSTRIES, LTD.**, Kobe-Shi, Hyogo (JP)

\* cited by examiner  
*Primary Examiner* — George D. Kirschbaum  
*Assistant Examiner* — Joseph J Kukella  
(74) *Attorney, Agent, or Firm* — Birch, Stewart, Kolasch & Birch, LLP

(\*\*) Term: **15 Years**

(21) Appl. No.: **29/592,403**

(57) **CLAIM**

(22) Filed: **Jan. 30, 2017**

The ornamental design for a tire for motorcycle, as shown and described.

(30) **Foreign Application Priority Data**

**DESCRIPTION**

Nov. 25, 2016 (JP) ..... 2016-025678

(51) **LOC (11) Cl.** ..... **12-15**

(52) **U.S. Cl.**  
USPC ..... **D12/535**

(58) **Field of Classification Search**  
USPC ..... D12/533–567  
CPC ..... B60C 2200/00; B60C 2200/10  
See application file for complete search history.

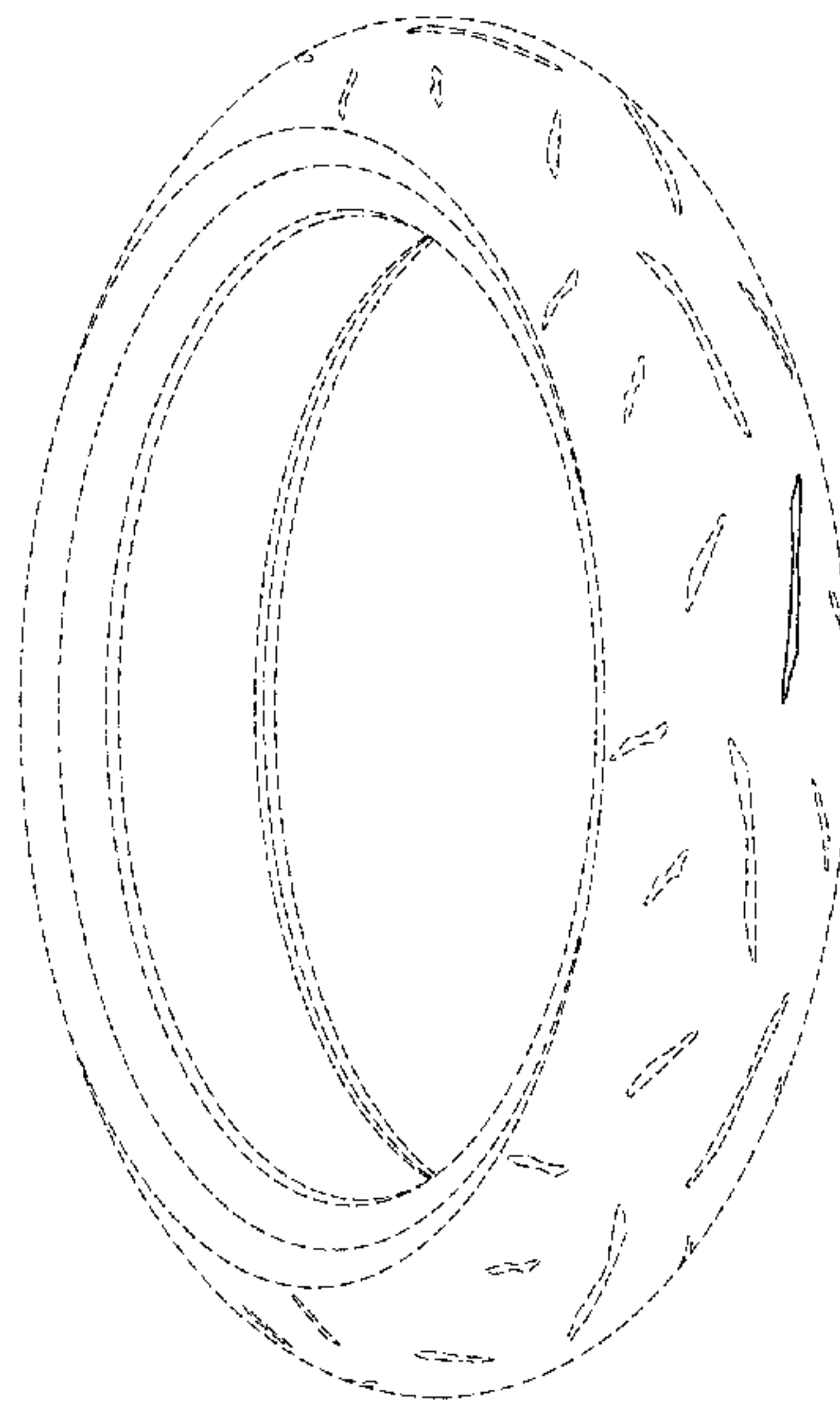
FIG. 1 is a front perspective view of a tire for motorcycle showing my new design;  
FIG. 2 is a front view thereof;  
FIG. 3 is a rear view thereof;  
FIG. 4 is a top plan view thereof;  
FIG. 5 is a bottom plan view thereof;  
FIG. 6 is a right side view thereof;  
FIG. 7 is a left side view thereof;  
FIG. 8 is an enlarged partial front view thereof;  
FIG. 9 is a cross section view along line 9-9 of FIG. 8;  
FIG. 10 is a cross section view along line 10-10 of FIG. 8;  
FIG. 11 is a cross section view along line 11-11 of FIG. 8;  
FIG. 12 is a cross section view along line 12-12 of FIG. 8;  
and,  
FIG. 13 is a cross section view along line 13-13 of FIG. 8.  
In the drawings, the broken lines depict environmental subject matter only and form no part of the claimed design.

(56) **References Cited**

**U.S. PATENT DOCUMENTS**

D640,964 S \* 7/2011 Takenaka ..... D12/535  
D659,079 S \* 5/2012 Takenaka ..... D12/535  
D671,484 S \* 11/2012 Bickley ..... D12/535  
D687,368 S \* 8/2013 Takenaka ..... D12/535  
D687,764 S \* 8/2013 Takenaka ..... D12/535  
D694,171 S \* 11/2013 Itoi ..... D12/535  
D703,606 S \* 4/2014 Yao ..... D12/535  
D718,221 S \* 11/2014 Rampton ..... D12/535

**1 Claim, 9 Drawing Sheets**



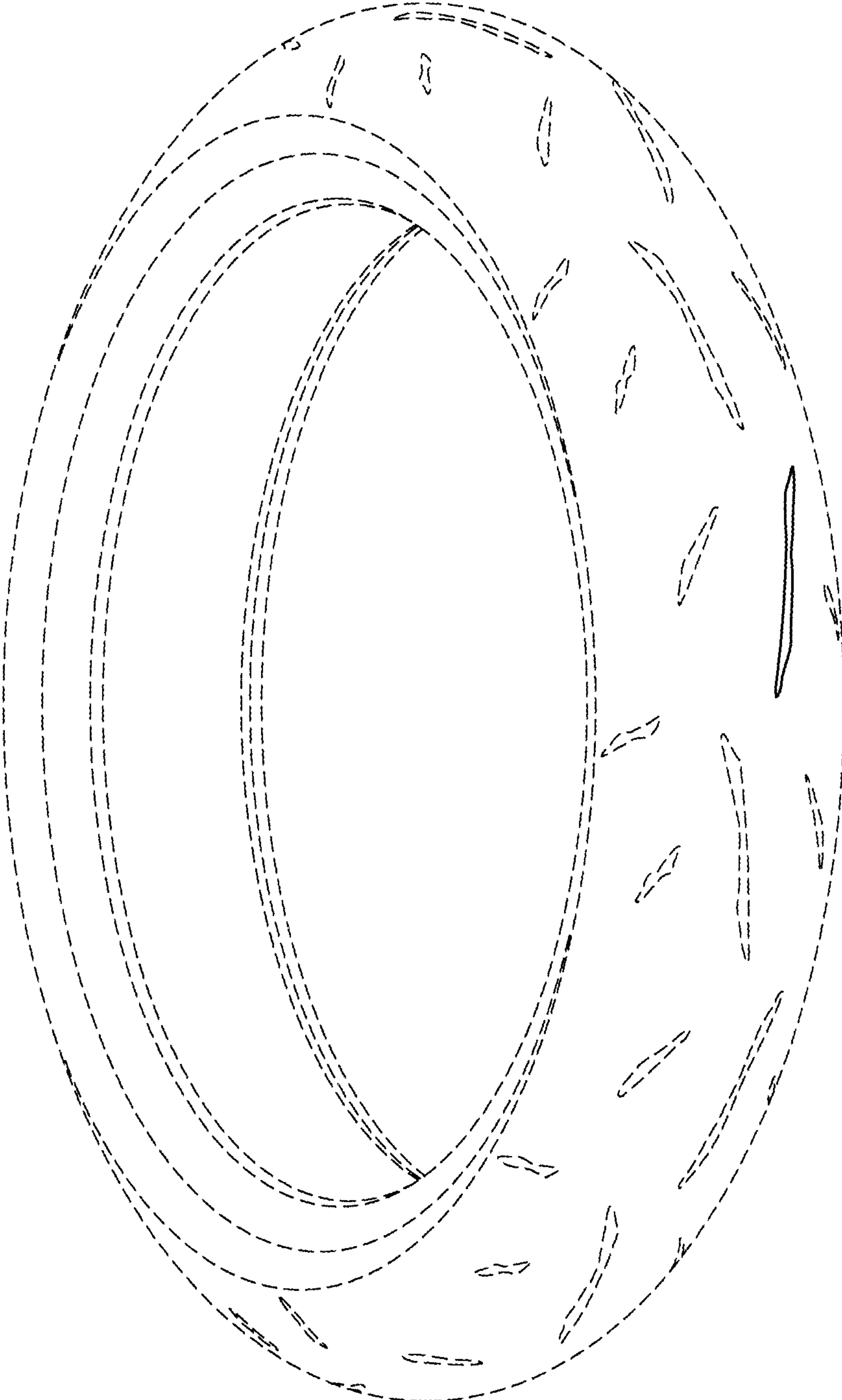


FIG.1




FIG.2




FIG.3




FIG.4




FIG.5

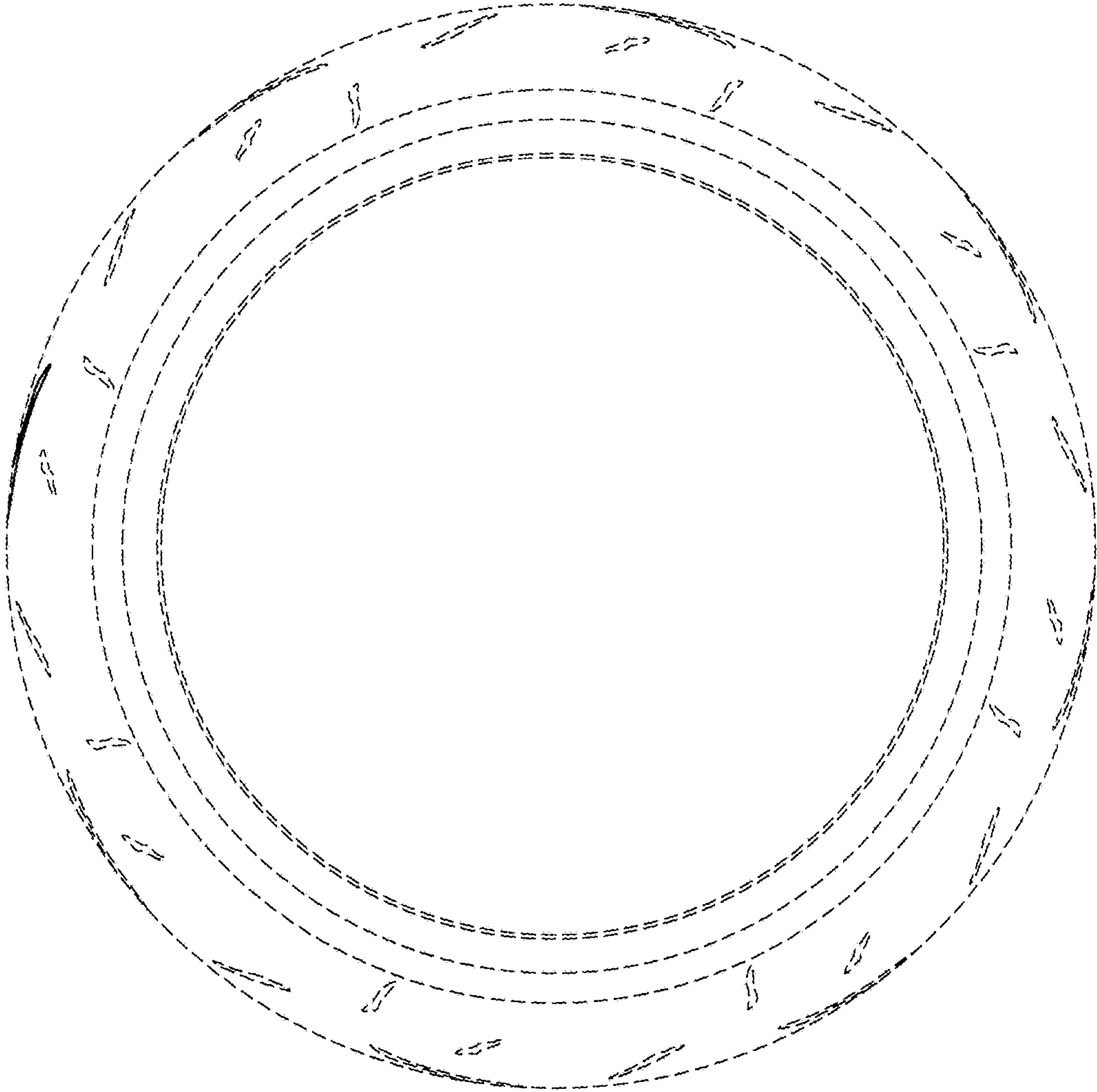


FIG.6



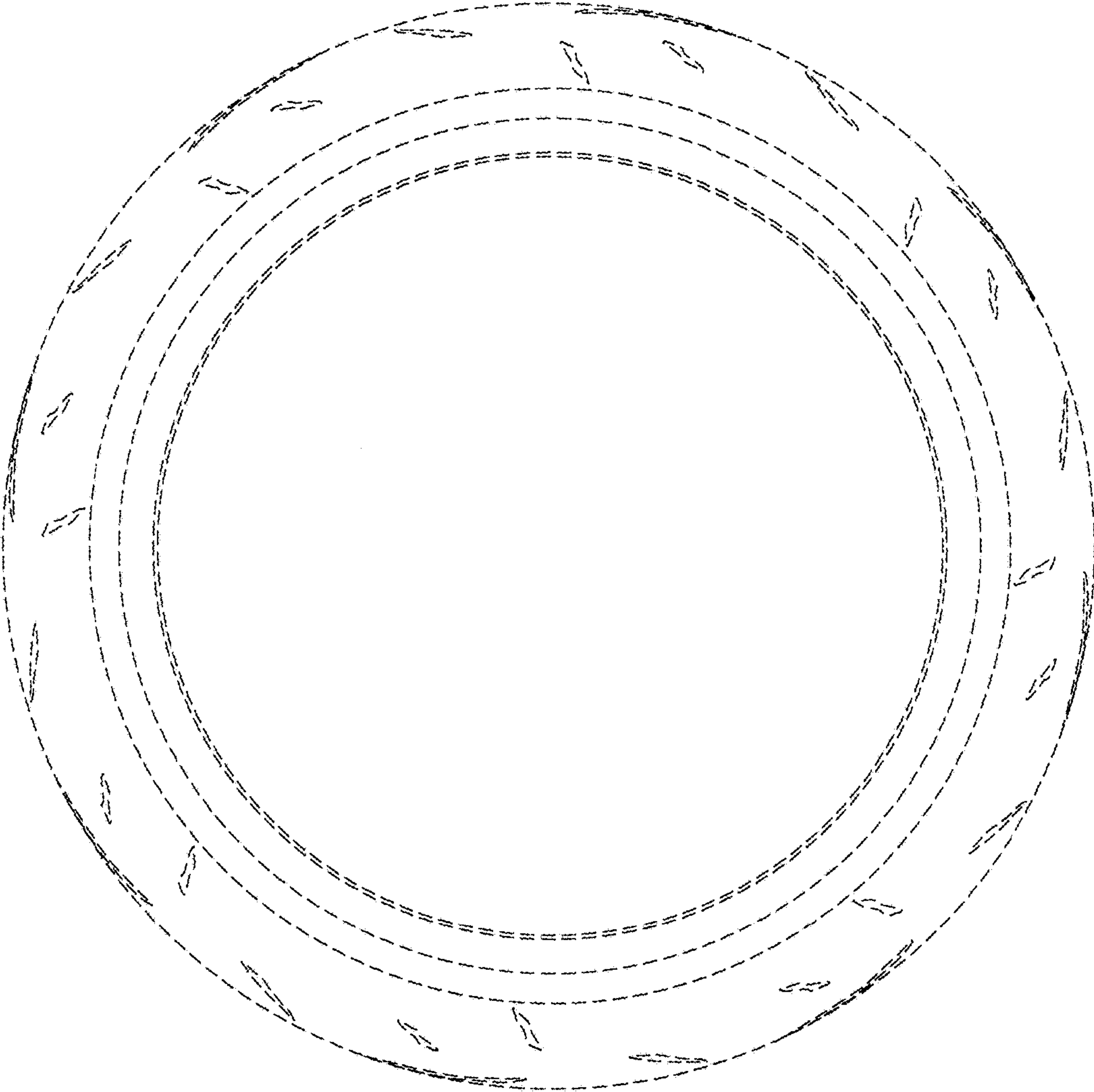


FIG.7



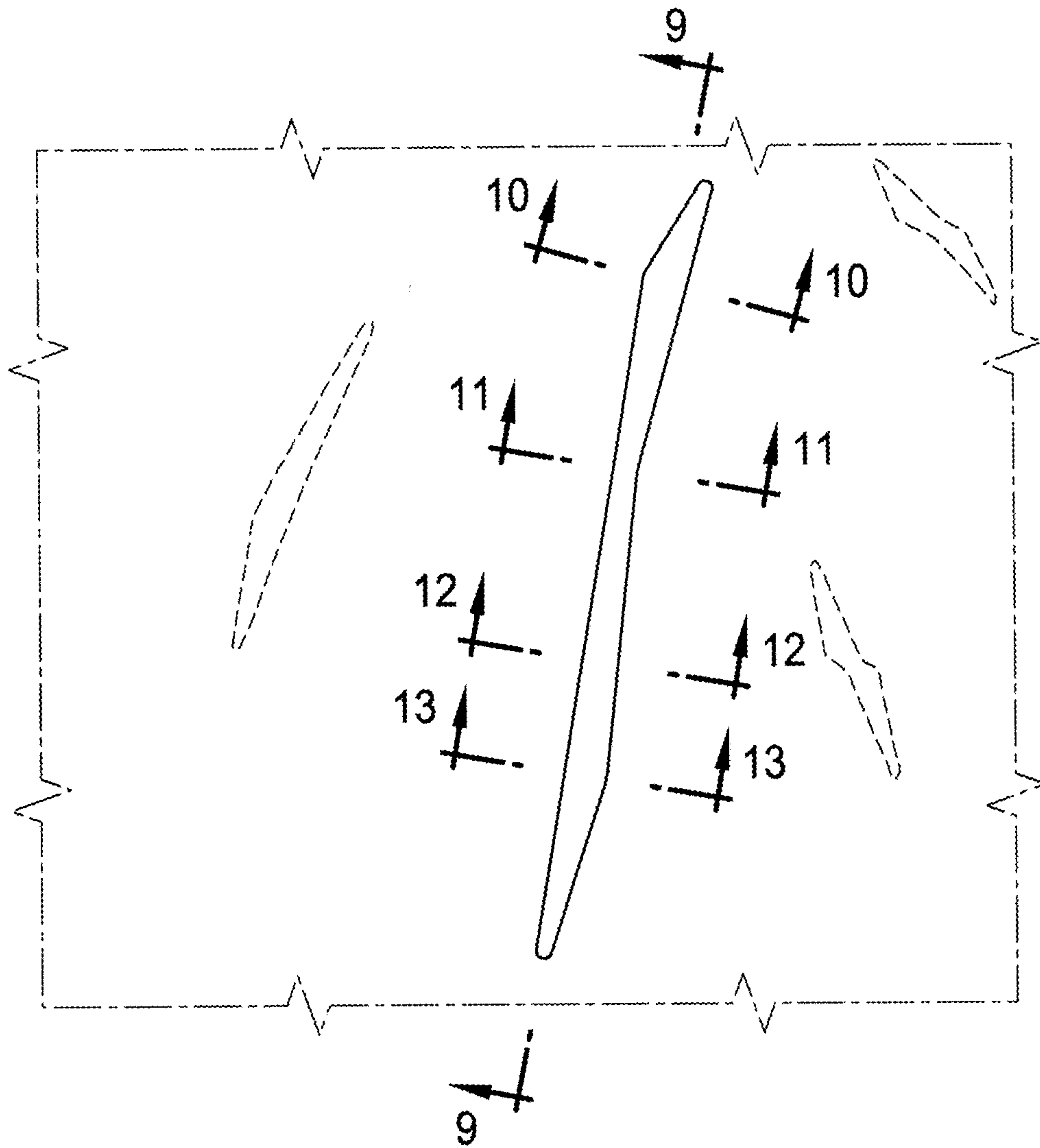


FIG.8

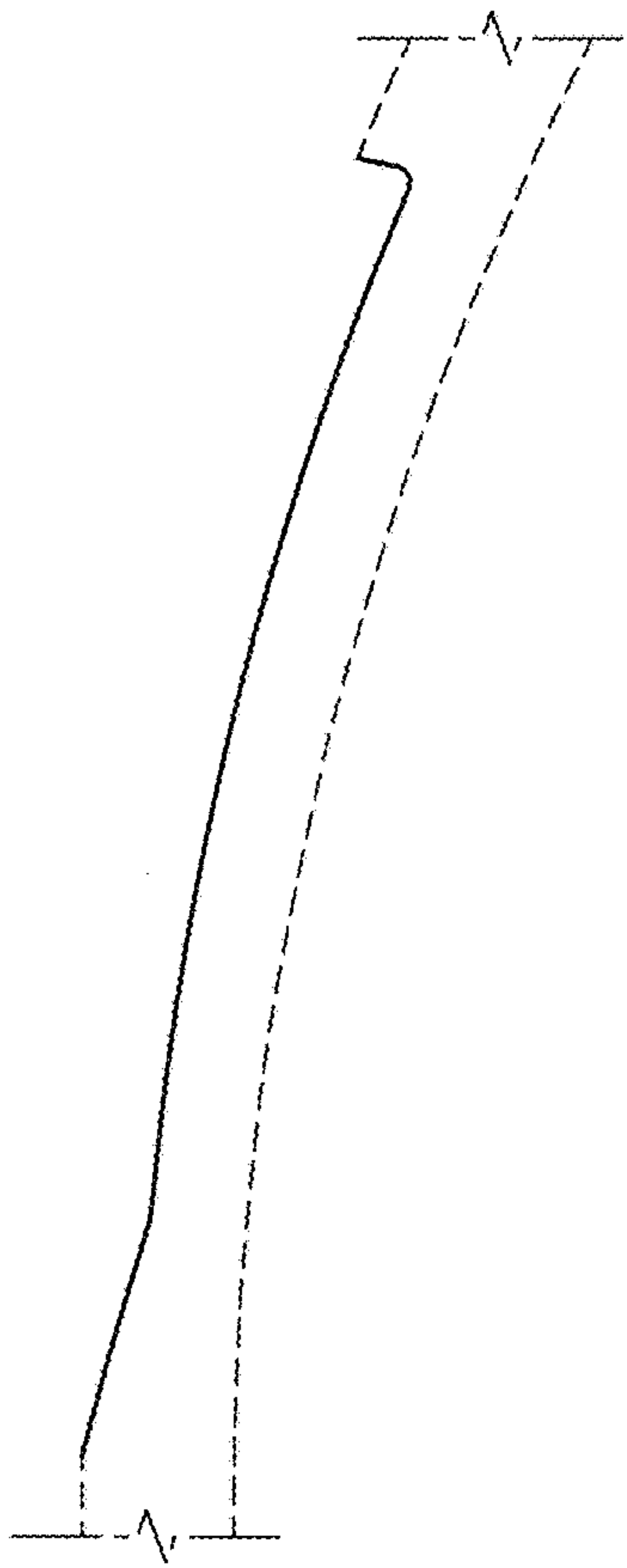


FIG. 9




FIG. 10

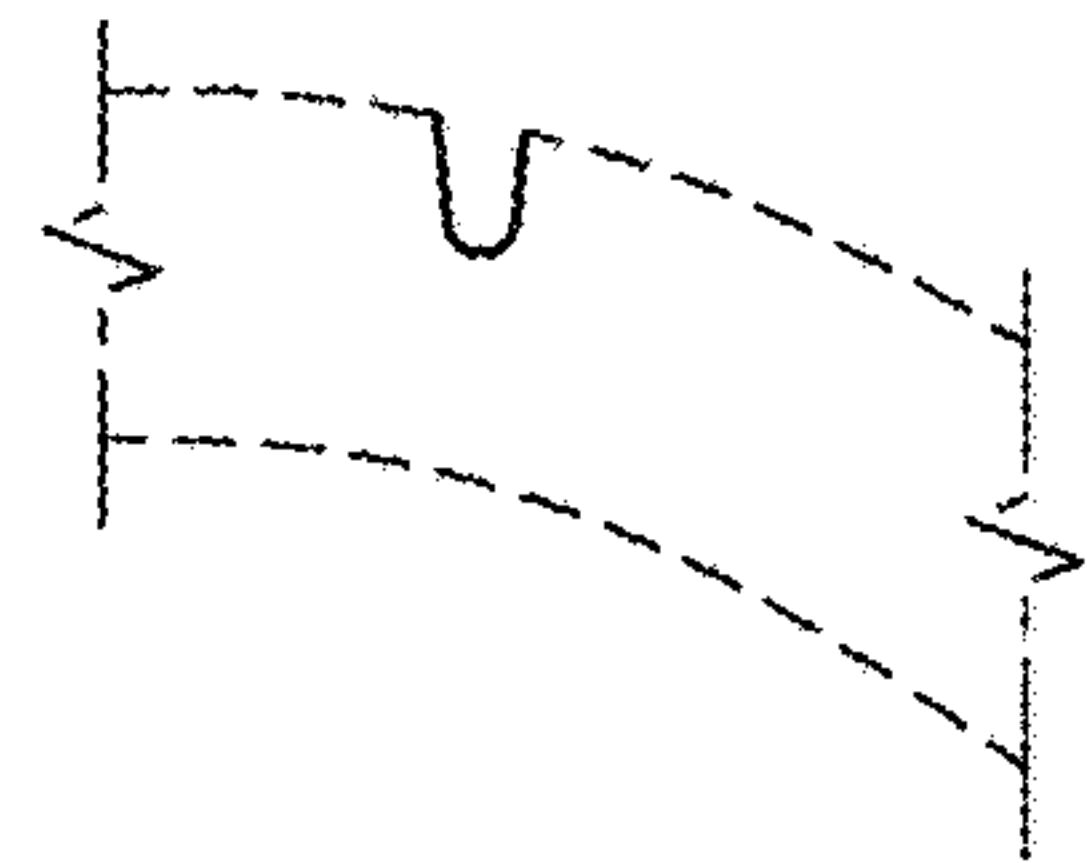


FIG. 11




FIG. 12

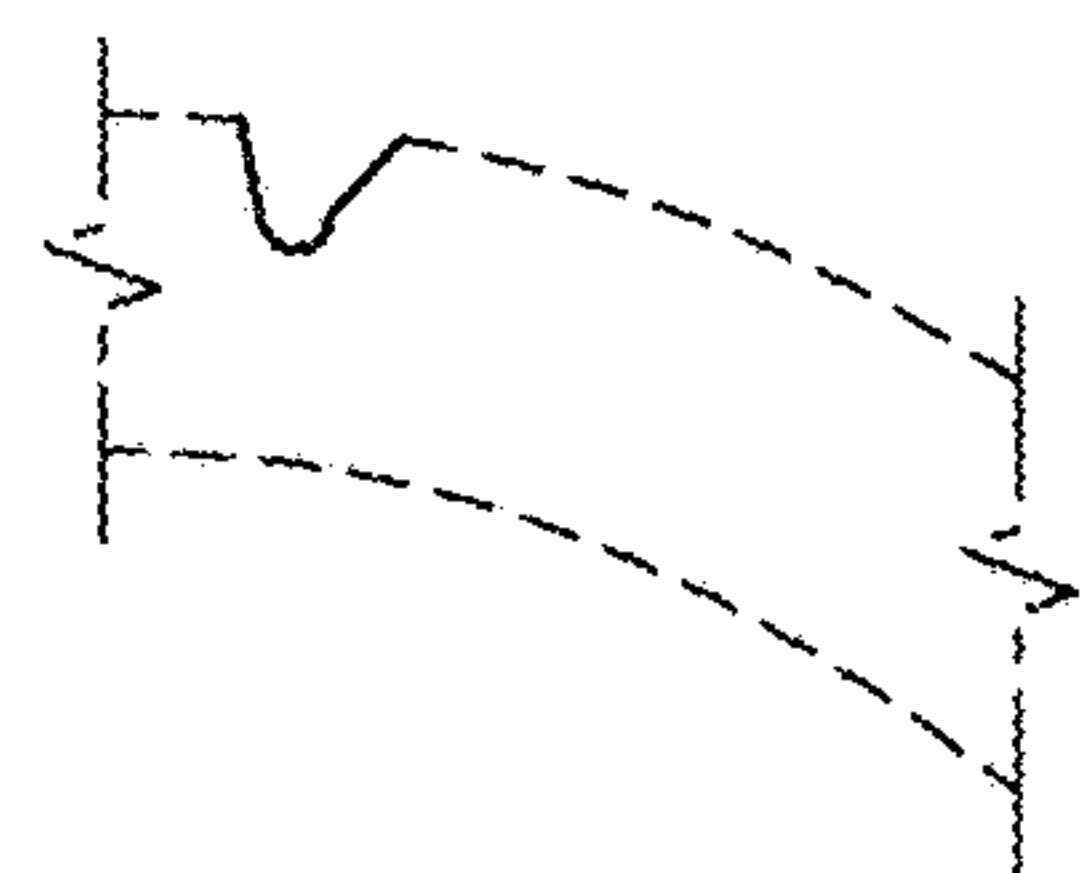


FIG. 13