



US00D809988S

(12) **United States Design Patent** (10) **Patent No.:** **US D809,988 S**
Angel (45) **Date of Patent:** **** Feb. 13, 2018**

(54) LEVELING BLOCK	D531,568 S * 11/2006 Davidian D12/217
	D551,152 S * 9/2007 Funk D12/217
(71) Applicant: Bruce Andrew Angel , Stokesdale, NC (US)	7,980,532 B2 * 7/2011 Wickwire B60T 3/00 254/88
	8,002,241 B1 * 8/2011 Shaw B60P 3/36 248/346.5
(72) Inventor: Bruce Andrew Angel , Stokesdale, NC (US)	D652,952 S 1/2012 Angel
	D689,625 S * 9/2013 Antal D25/113
	D705,874 S * 5/2014 Norman D21/491
(73) Assignee: CAMCO Manufacturing, Inc. , Greensboro, NC (US)	D711,020 S * 8/2014 Cochren D25/113
	D711,974 S * 8/2014 Norman D21/491
	D738,063 S * 9/2015 Angel D34/28
(**) Term: 15 Years	2003/0146422 A1 * 8/2003 Funk B60T 3/00 254/88

(21) Appl. No.: **29/620,081**

(22) Filed: **Jun. 22, 2016**

(51) **LOC (11) Cl.** **12-16**

(52) **U.S. Cl.**
USPC **D12/217**; D12/203; D21/491; D25/113;
D34/38

(58) **Field of Classification Search**
USPC D12/217, 203, 120, 180, 114, 400;
D34/38; D25/113; D21/491; 280/293,
280/507; 410/30, 49; 188/32, 36
CPC .. B66F 7/243; B66F 7/28; B66F 13/00; B60T
3/00

See application file for complete search history.

(56) **References Cited**

U.S. PATENT DOCUMENTS

5,458,315 A *	10/1995	Blatz	B66F 7/243 254/88
D426,933 S *	6/2000	Redfern	D21/491
7,040,603 B1 *	5/2006	Tai	B60P 3/36 254/88
D531,378 S	10/2006	Angel		

* cited by examiner

Primary Examiner — Cynthia Ramirez
(74) *Attorney, Agent, or Firm* — Tuggle Duggins P.A.;
Blake Hurt

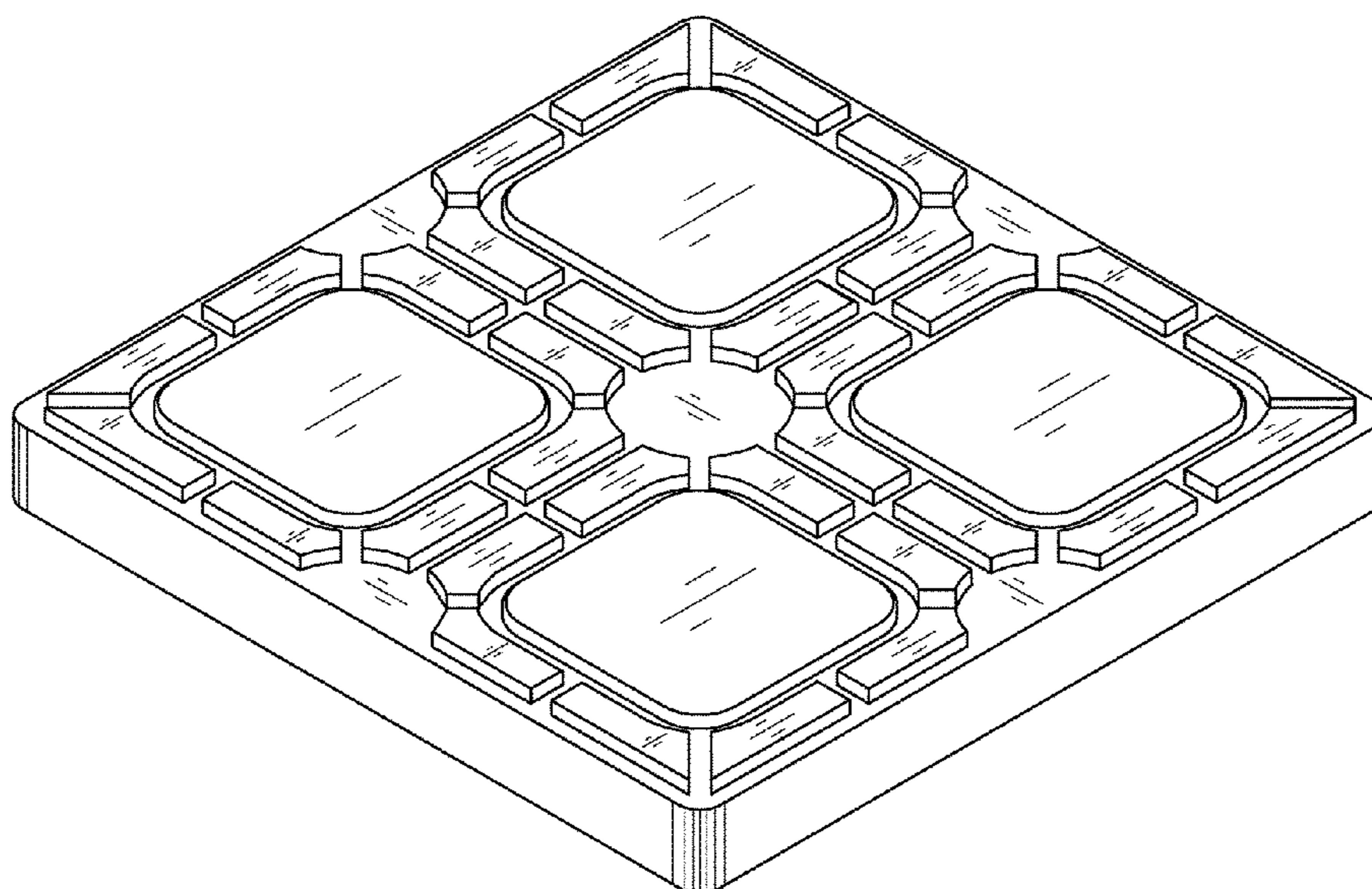
(57) **CLAIM**

The ornamental design for a leveling block, as shown and described.

DESCRIPTION

FIG. 1 is a front, bottom, left perspective view of a leveling block showing my new design;
FIG. 2 is a front elevational view thereof;
FIG. 3 is a top plan view; the bottom plan view being a mirror image thereof;
FIG. 4 is a right side elevational view; the left side elevational view being a mirror image thereof; and,
FIG. 5 is a back elevational view thereof.

1 Claim, 4 Drawing Sheets



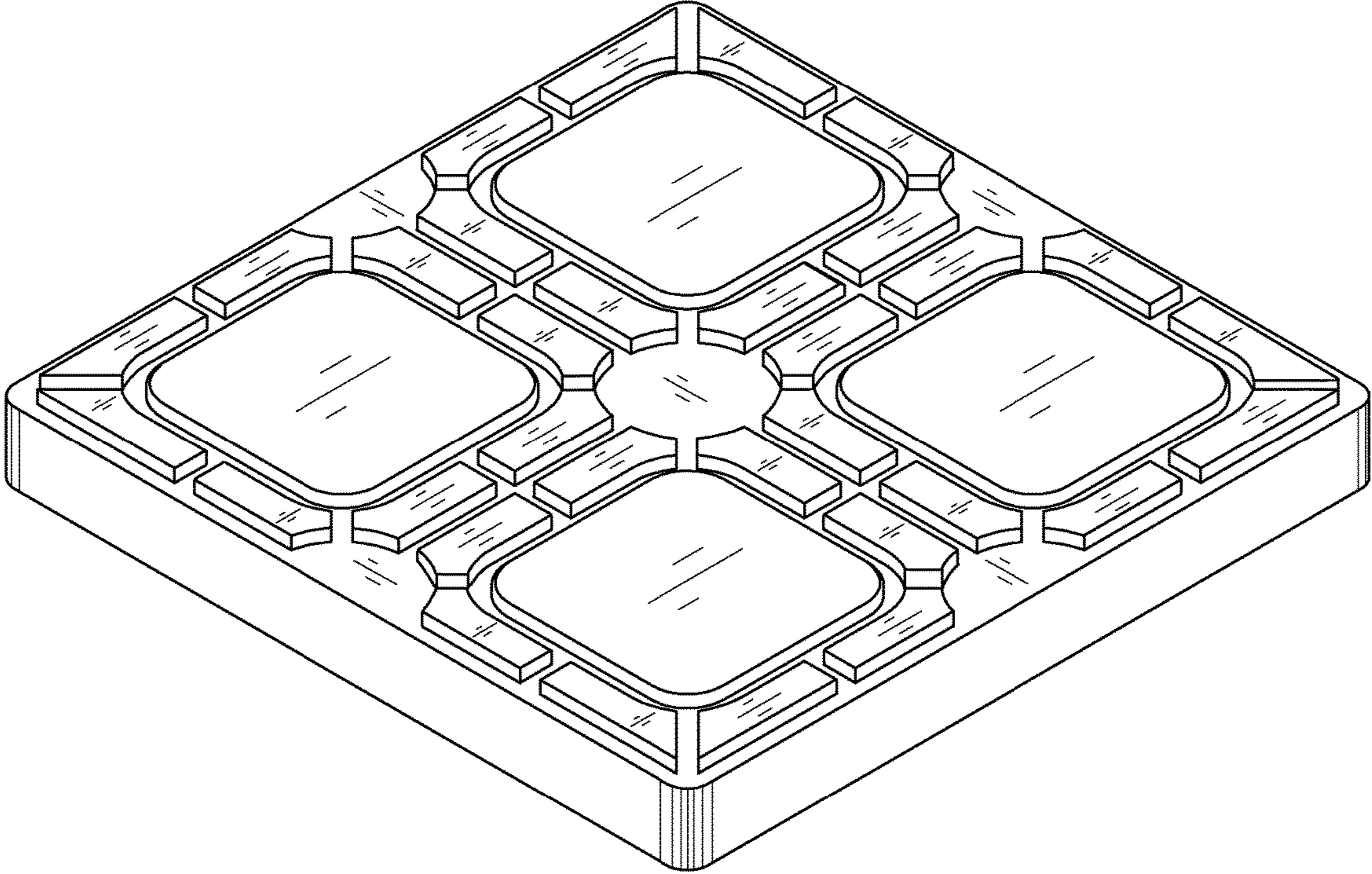


Fig. 1

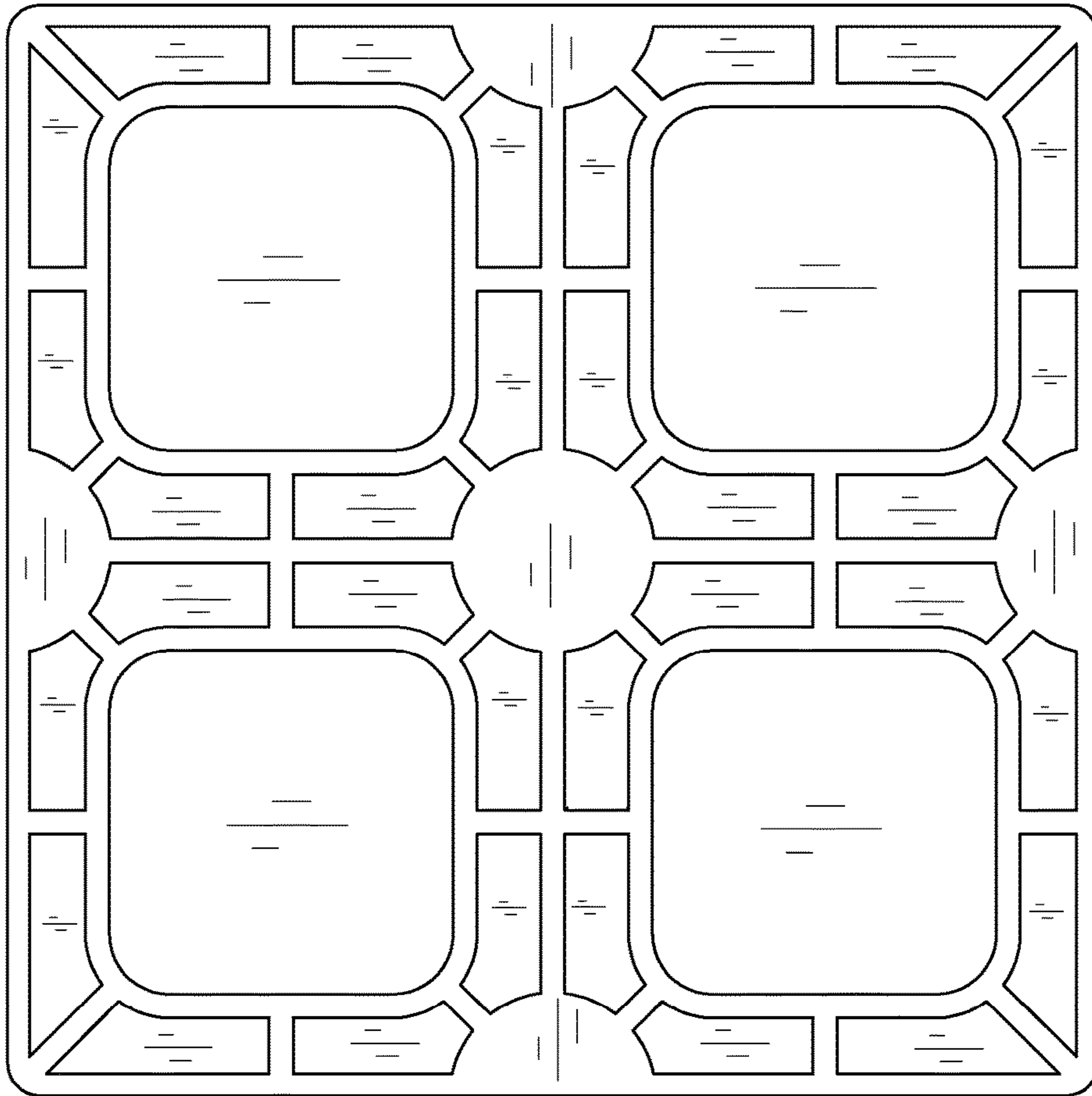


Fig. 2

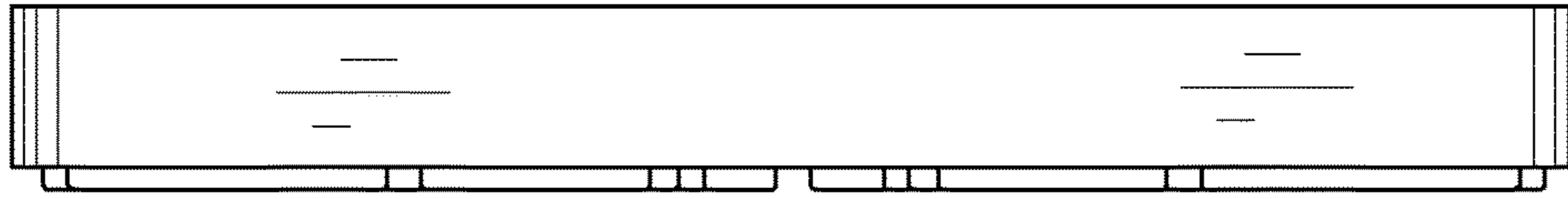


Fig. 3

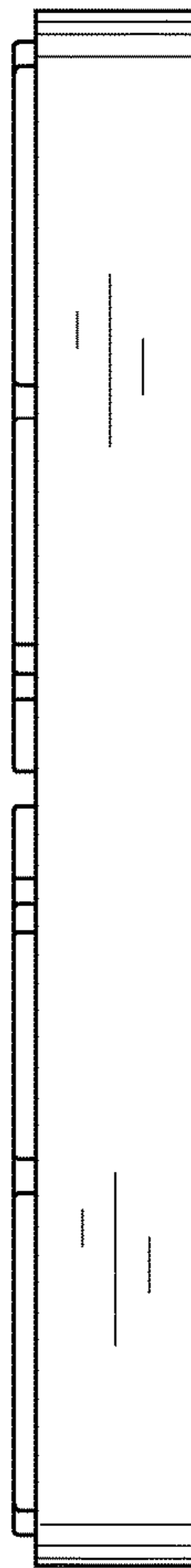


Fig. 4

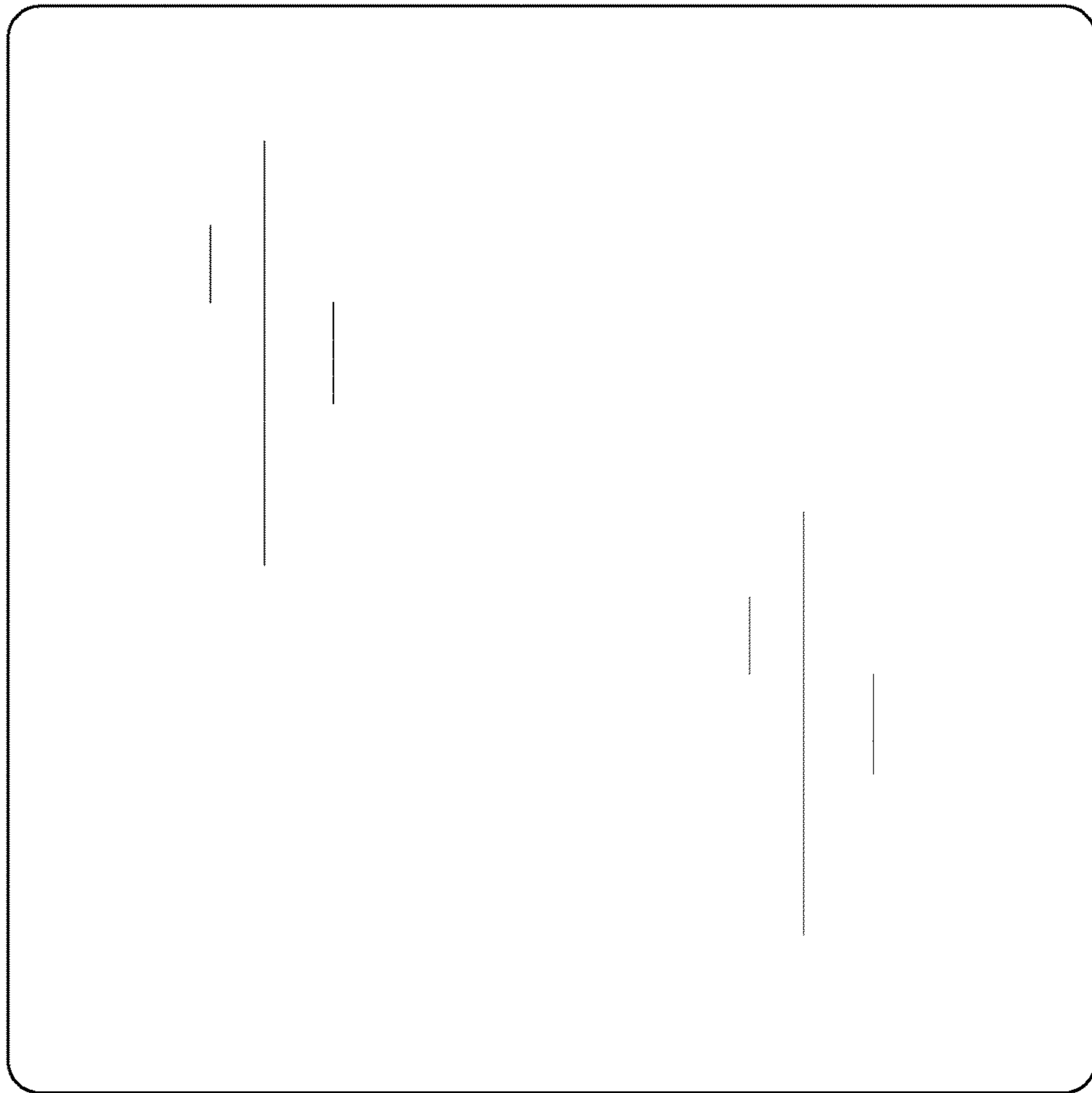


Fig. 5