



US00D809987S

(12) **United States Design Patent** (10) **Patent No.:** **US D809,987 S**
Angel (45) **Date of Patent:** **** Feb. 13, 2018**

(54) **LEVELING BLOCK** D551,152 S * 9/2007 Funk D12/217
7,980,532 B2 * 7/2011 Wickwire B60T 3/00
254/88
(71) Applicant: **Bruce Andrew Angel**, Stokesdale, NC 8,002,241 B1 * 8/2011 Shaw B60P 3/36
(US) 248/346.5
(72) Inventor: **Bruce Andrew Angel**, Stokesdale, NC D652,952 S 1/2012 Angel
(US) D668,423 S 10/2012 Angel
D689,625 S * 9/2013 Antal D25/113
D705,874 S * 5/2014 Norman D21/491
(73) Assignee: **CAMCO Manufacturing, Inc.**, D711,020 S * 8/2014 Cochren D25/113
Greensboro, NC (US) D711,974 S * 8/2014 Norman D21/491
D738,063 S * 9/2015 Angel D34/28
2003/0146422 A1 * 8/2003 Funk B60T 3/00
254/88

(**) Term: **15 Years**

(21) Appl. No.: **29/620,080**

* cited by examiner

(22) Filed: **Jun. 22, 2016**

Primary Examiner — Cynthia Ramirez

(51) **LOC (11) Cl.** **12-16**

(74) *Attorney, Agent, or Firm* — Tuggle Duggins P.A.;
Blake Hurt

(52) **U.S. Cl.**
USPC **D12/217**; D12/203; D21/491; D25/113;
D34/38

(58) **Field of Classification Search**
USPC D12/217, 203, 120, 180, 114, 400;
D34/38; D25/113; D21/491; 280/293,
280/507; 410/30, 49; 188/32, 36
CPC .. B66F 7/243; B66F 7/28; B66F 13/00; B60T
3/00
See application file for complete search history.

(57) **CLAIM**

The ornamental design for a leveling block, as shown and described.

DESCRIPTION

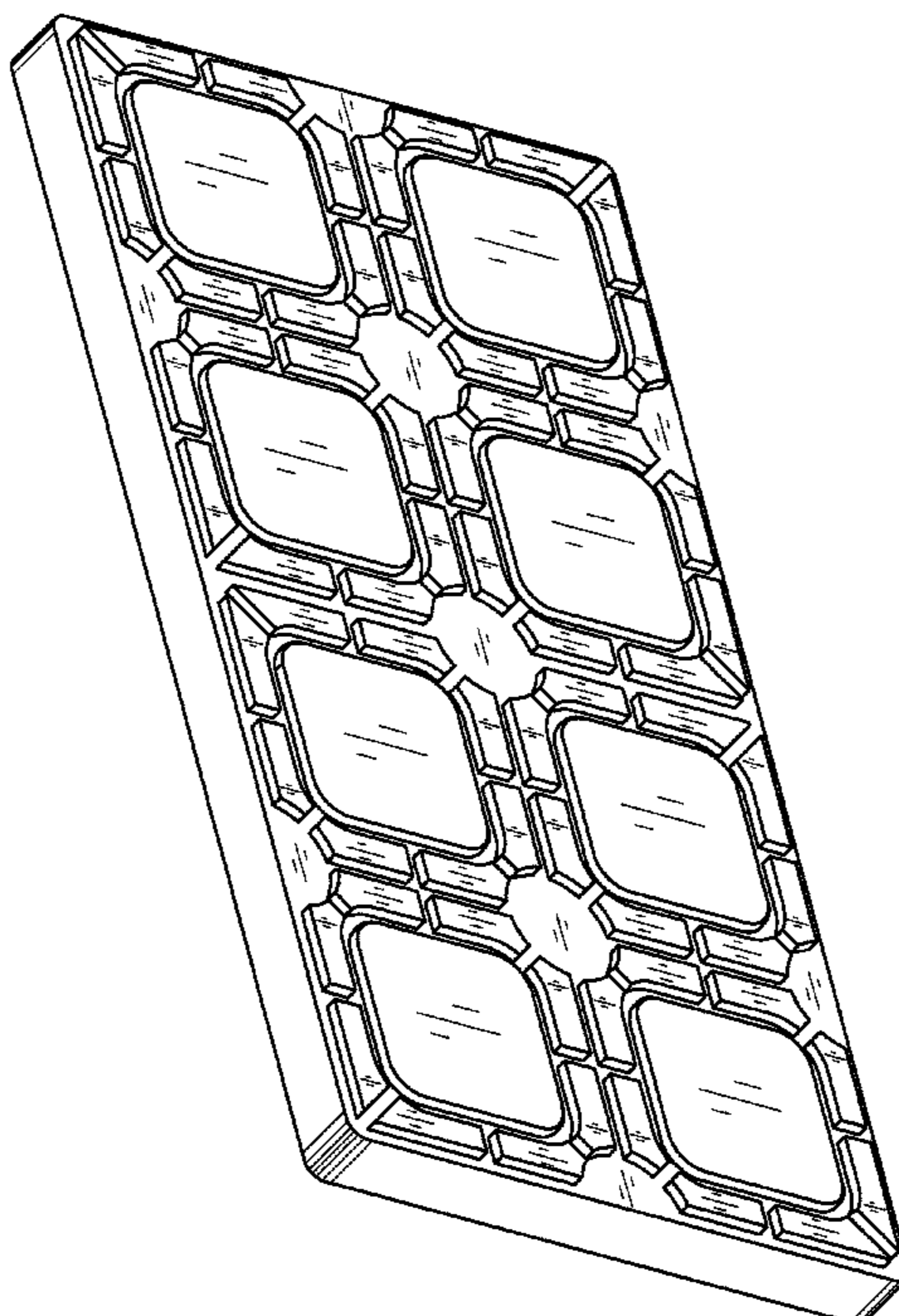
FIG. 1 is a front, bottom, left perspective view of a leveling block showing my new design;
FIG. 2 is a front elevational view thereof;
FIG. 3 is a top plan view; the bottom plan view being a mirror image thereof;
FIG. 4 is a right side elevational view; the left side being a mirror image thereof; and,
FIG. 5 is a back elevational view thereof.

(56) **References Cited**

U.S. PATENT DOCUMENTS

5,458,315 A * 10/1995 Blatz B66F 7/243
254/88
D426,933 S * 6/2000 Redfern D21/491
7,040,603 B1 * 5/2006 Tai B60P 3/36
254/88
D531,568 S * 11/2006 Davidian D12/217

1 Claim, 4 Drawing Sheets



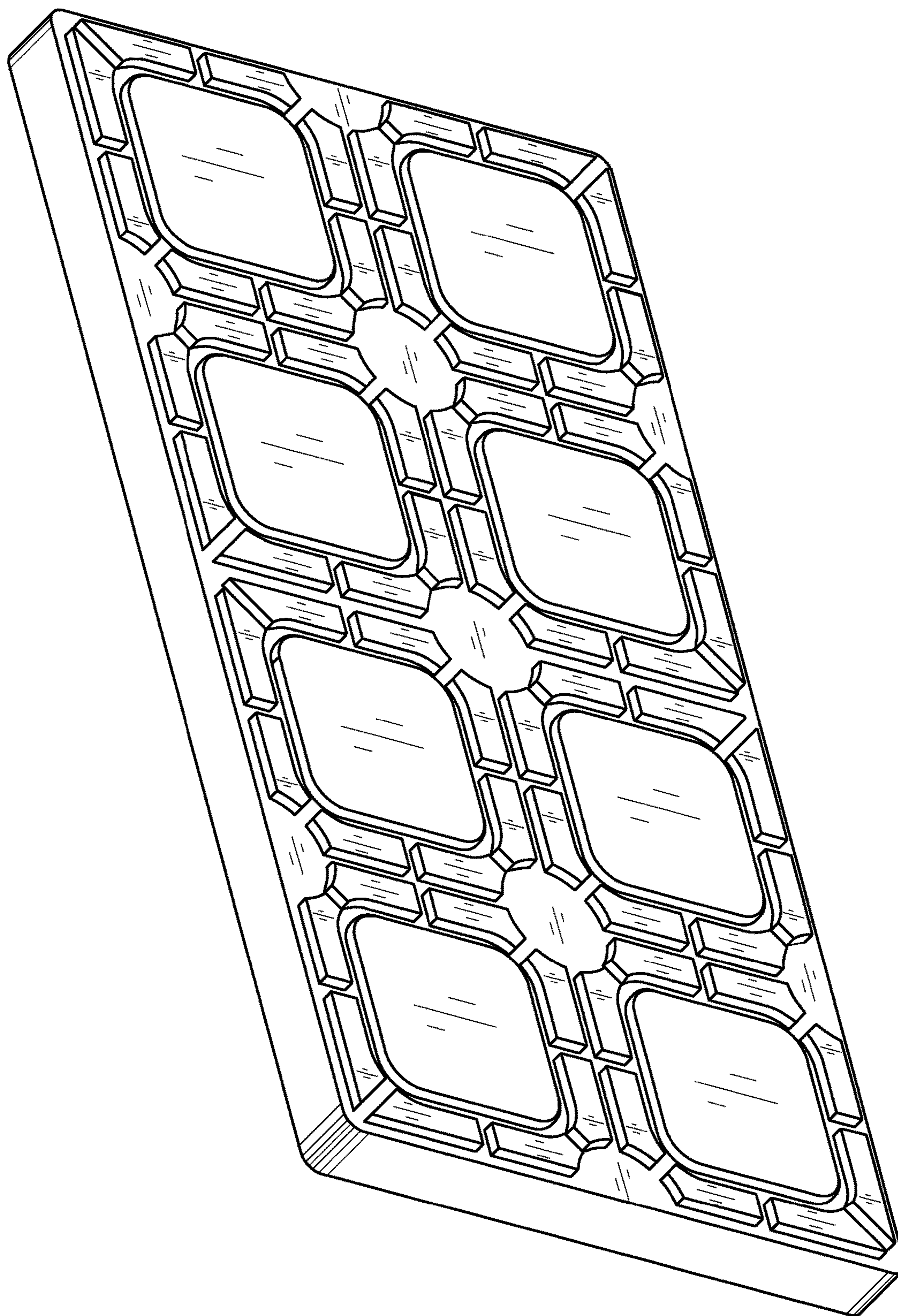


Fig. 1

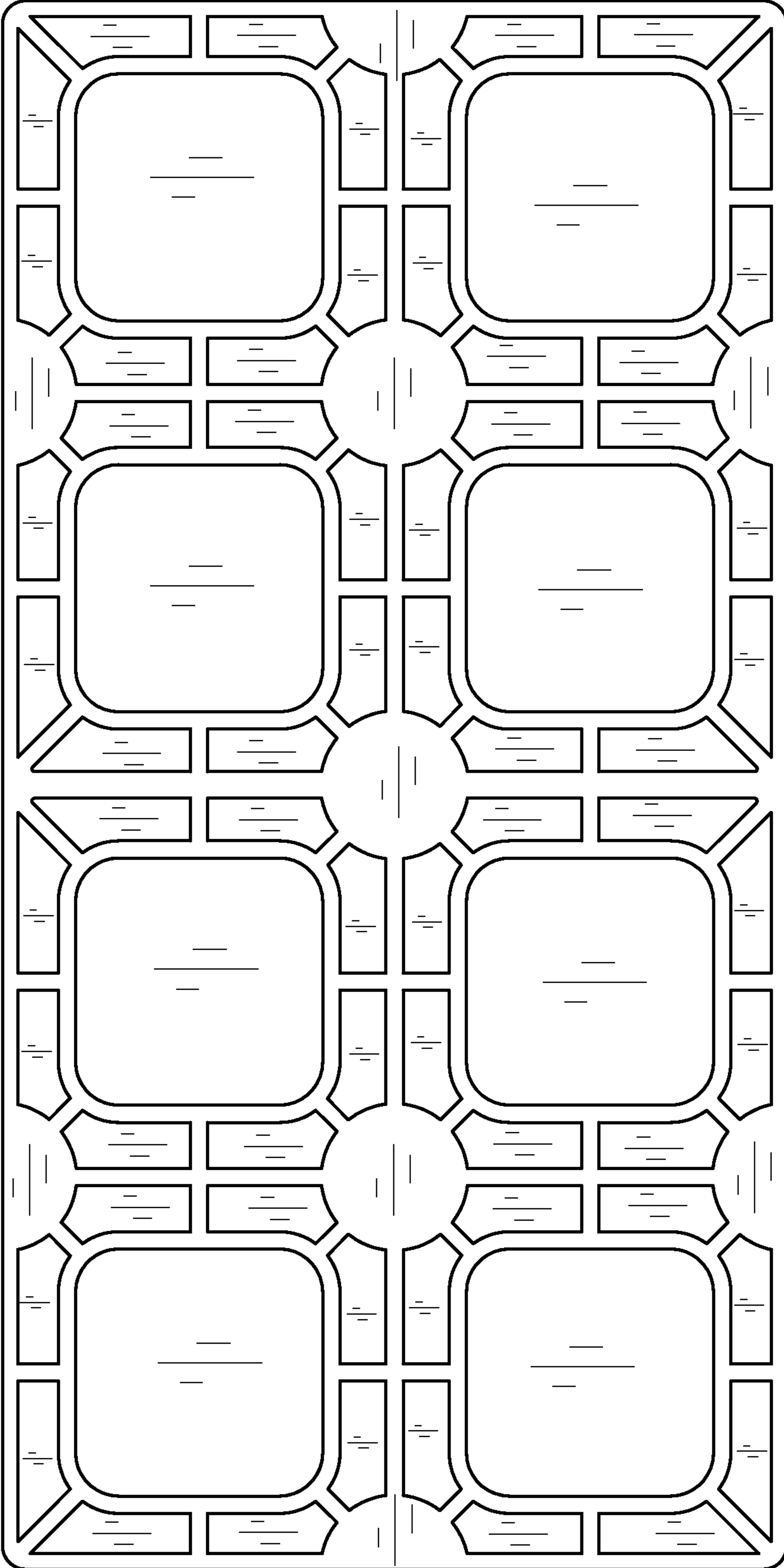


Fig. 2

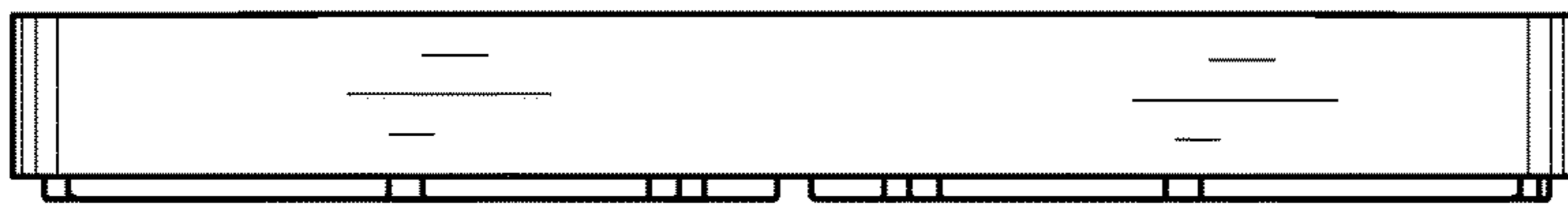


Fig. 3

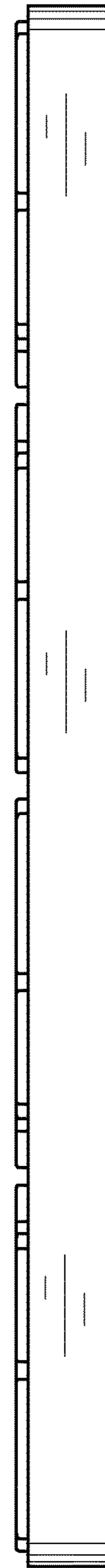


Fig. 4



Fig. 5