



US00D809967S

(12) **United States Design Patent**
Lampkin et al.

(10) **Patent No.:** **US D809,967 S**

(45) **Date of Patent:** **** Feb. 13, 2018**

- (54) **VEHICLE INSTRUMENT PANEL**
- (71) Applicant: **Tesla Motors, Inc.**, Palo Alto, CA (US)
- (72) Inventors: **Ivan Lampkin**, Redondo Beach, CA (US); **Peter Blades-Nixon**, Long Beach, CA (US); **Franz Von Holzhausen**, Malibu, CA (US)
- (73) Assignee: **TESLA, INC.**, Palo Alto, CA (US)
- (**) Term: **15 Years**
- (21) Appl. No.: **29/559,708**
- (22) Filed: **Mar. 30, 2016**
- (51) **LOC (11) Cl.** **12-16**
- (52) **U.S. Cl.**
USPC **D12/16**
- (58) **Field of Classification Search**
USPC D21/477; D10/102, 49, 46, 98, 103, D10/122-127, 53; D12/192, 110, 114, D12/415; 296/97.1, 37.18, 70, 37.12; 362/492; 702/165; D14/157, 210, 224.1, D14/258, 315; D15/17, 28; 348/118, 348/837; D26/139; 114/364
CPC B60R 21/045; B60R 11/02; B60K 35/00; B60K 37/00; B60H 3/06
See application file for complete search history.

(56) **References Cited**

U.S. PATENT DOCUMENTS

- D154,576 S * 7/1949 Anderson D12/192
- D154,611 S * 7/1949 Lauer D12/192
- D154,638 S * 7/1949 Ross D12/192
- D154,639 S * 7/1949 Ross D12/192
- D182,214 S * 2/1958 Wilfert D12/192
- 2,966,952 A * 1/1961 Wilfert B60K 37/00
180/90
- 3,876,228 A * 4/1975 Hawkins B60R 21/045
180/90

- 4,568,102 A * 2/1986 Dauvergne B60K 37/00
180/90
- D363,053 S * 10/1995 Abele D12/192
- 6,176,534 B1 * 1/2001 Duncan B60K 37/04
296/37.12
- 6,206,442 B1 * 3/2001 Breunig B60N 3/104
296/208
- D456,755 S * 5/2002 Boulay D12/192
- D464,008 S * 10/2002 Siegert D12/192
- D470,091 S * 2/2003 Kraus D12/192
- D480,671 S * 10/2003 Pfeiffer D12/192
- D511,729 S * 11/2005 Yamazaki D12/192
- D519,893 S * 5/2006 Kabayama D12/192
- 7,096,818 B2 * 8/2006 Kalil B63B 49/00
114/364
- D569,317 S * 5/2008 Schowalter D12/192
- D601,068 S * 9/2009 Woodhouse Lampkin . D12/192
- 2006/0038424 A1 * 2/2006 Aoki B60K 37/00
296/70
- 2012/0274090 A1 * 11/2012 Carter B62D 25/145
296/70
- 2014/0125085 A1 * 5/2014 Wakibayashi B60K 37/02
296/70

* cited by examiner

Primary Examiner — Lakiya G Rogers
Assistant Examiner — Alataira J Swangin
(74) *Attorney, Agent, or Firm* — Garlick & Markison;
Bruce E. Garlick


(57) **CLAIM**

The ornamental design for a vehicle instrument panel, as shown.

DESCRIPTION

FIG. 1 shows a perspective view of a vehicle instrument panel.
FIG. 2 is a top view thereof.
FIG. 3 is a front view thereof; and,
FIG. 4 is a side view thereof.

1 Claim, 3 Drawing Sheets



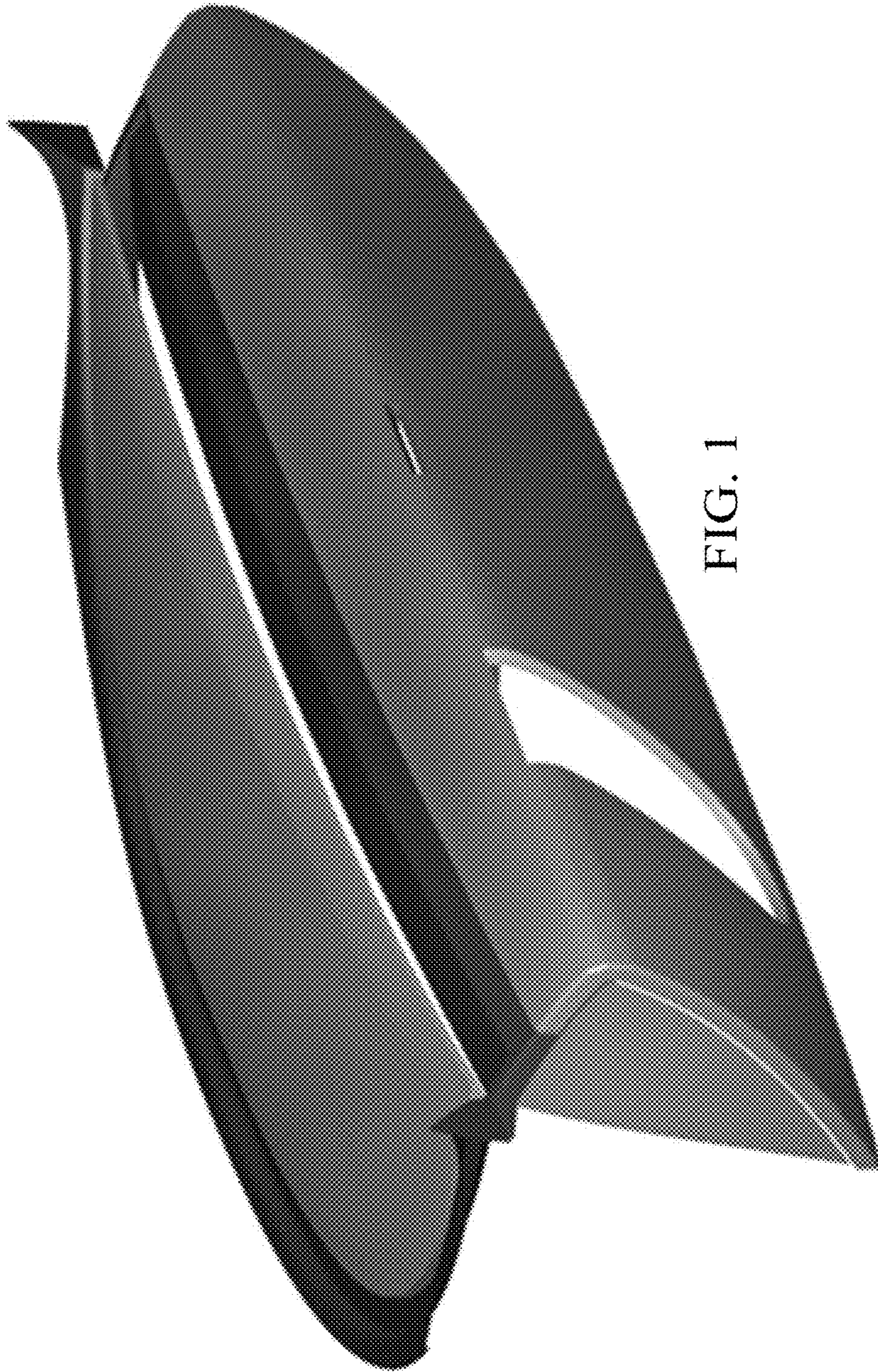


FIG. 1

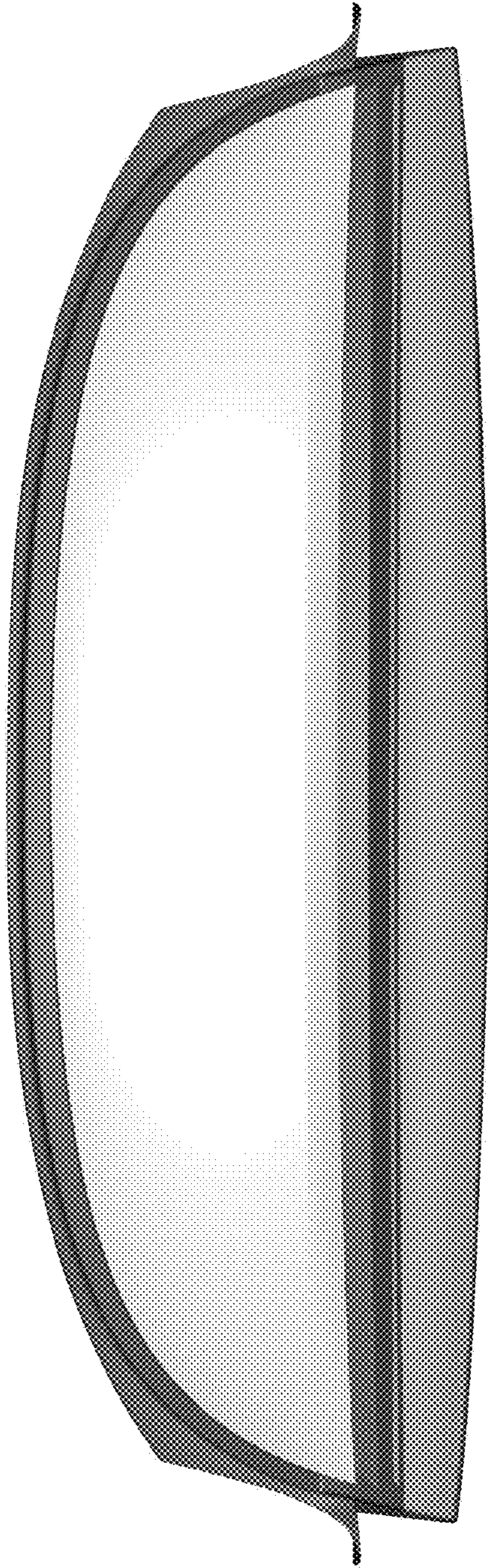


FIG. 2




FIG. 3



FIG. 4