



US00D809962S

(12) **United States Design Patent**
Le Bail

(10) **Patent No.:** **US D809,962 S**

(45) **Date of Patent:** **** Feb. 13, 2018**

(54) **EARRING**

(71) Applicant: **Cartier International AG**, Steinhausen (CH)

(72) Inventor: **Wilfrid Le Bail**, Paris (FR)

(73) Assignee: **Cartier International AG**, Steinhausen (CH)

(**) Term: **15 Years**

(21) Appl. No.: **29/549,823**

(22) Filed: **Dec. 28, 2015**

(51) **LOC (11) Cl.** **11-01**

(52) **U.S. Cl.**
USPC **D11/58**

(58) **Field of Classification Search**

CPC A44C 9/00; A44C 9/0007; A44C 9/0015;
A44C 9/0023; A44C 9/003; A44C
9/0038; A44C 9/0046; A44C 9/0053;
A44C 9/0061; A44C 9/0069; A44C
9/0076; A44C 17/02; A44C 17/0208;
A44C 17/0216; A44C 17/0225; A44C
17/0233; A44C 17/0241; A44C 17/025;
A44C 17/0258; A44C 17/0266; A44C
17/0275; A44C 17/0283; A44C 17/0291;
A44C 7/00; A44C 7/001; A44C 7/002;
A44C 7/003; A44C 7/004; A44C 7/005;
A44C 7/006; A44C 7/007; A44C 7/008;
A44C 7/009

See application file for complete search history.

(56) **References Cited**

U.S. PATENT DOCUMENTS

D128,822 S * 8/1941 Katz D11/58
D131,499 S * 3/1942 Barbieri D11/58

D145,261 S * 7/1946 Philippe D11/58
D145,272 S * 7/1946 Philippe D11/58
D148,176 S * 12/1947 Langella D11/58
D148,572 S * 2/1948 Philippe D11/58
D153,311 S * 4/1949 Philippe D11/58
D153,449 S * 4/1949 Philippe D11/58
D157,787 S * 3/1950 Philippe D11/58
D328,040 S * 7/1992 Moyer D11/31
D719,048 S * 12/2014 Le Bail D11/27

OTHER PUBLICATIONS

[Online] <http://www.cartier.com/content/dam/rcq/car/10/54/88/6/1054886.png>. Retrieved Sep. 17, 2017.*

[Online] <https://i.pining.com/736x/b2/73/f0/b273f06753d2dbf7515fbd31e11c3f9--bird-earrings-bird-jewelry.jpg>. Retrieved Sep. 17, 2017.*

* cited by examiner

Primary Examiner — Melanie Pellegrini

(74) *Attorney, Agent, or Firm* — Taft Stettinius & Hollister LLP

(57) **CLAIM**

The ornamental design for an earring, as shown and described.

DESCRIPTION

FIG. 1 is a right side view of an earring of the present invention;

FIG. 2 is a left side view thereof;

FIG. 3 is a rear view thereof;

FIG. 4 is a front view thereof;


FIG. 5 is a top view thereof;

FIG. 6 is a bottom view thereof;

FIG. 7 is a front, right side perspective view thereof; and,

FIG. 8 is a bottom, right side perspective view thereof.

1 Claim, 1 Drawing Sheet






Fig. 1

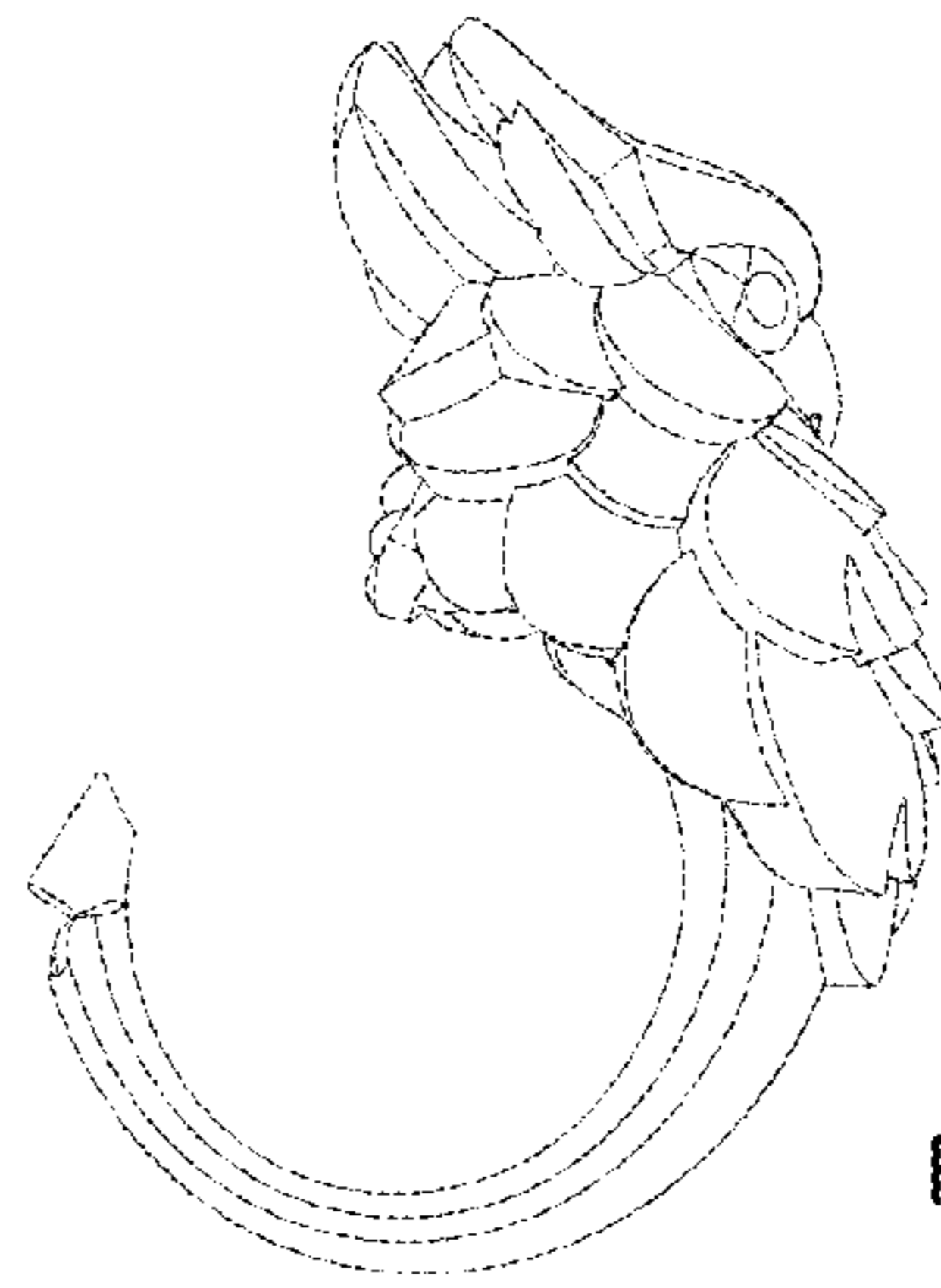


Fig. 2



Fig. 3




Fig. 4

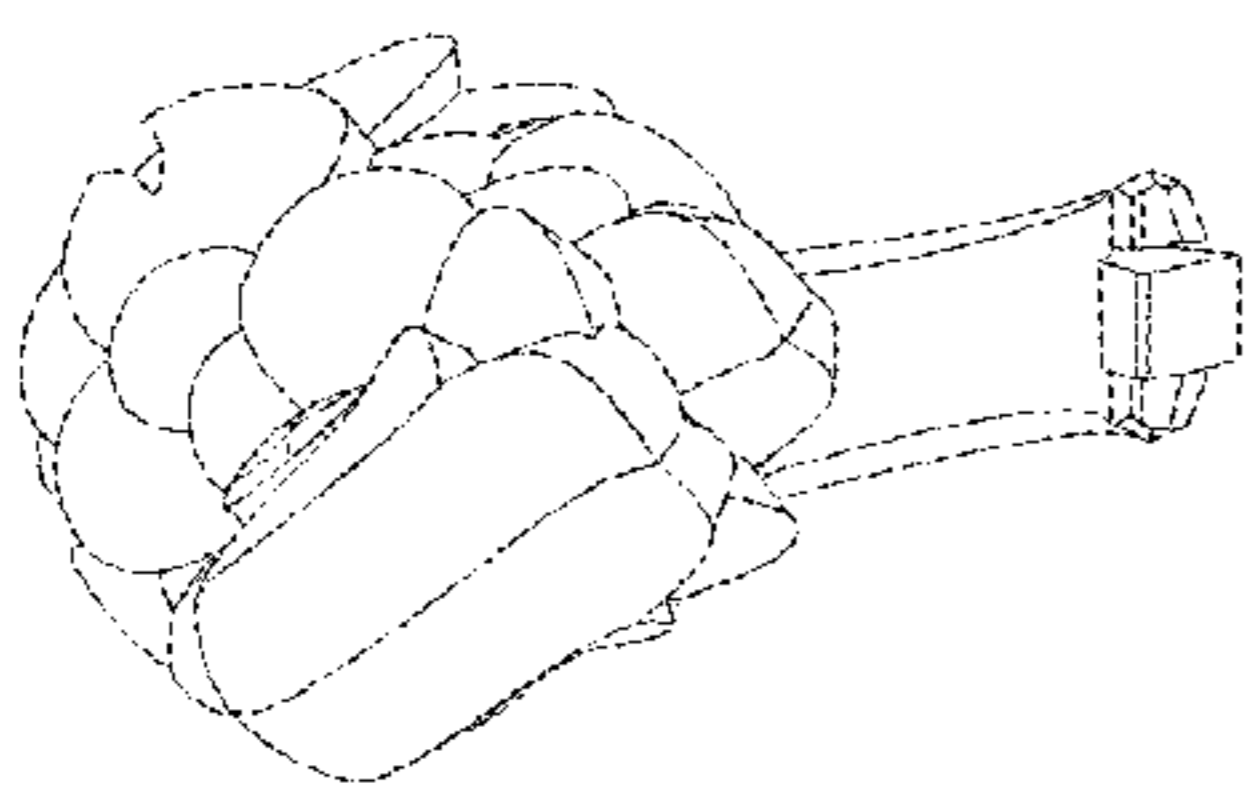


Fig. 5

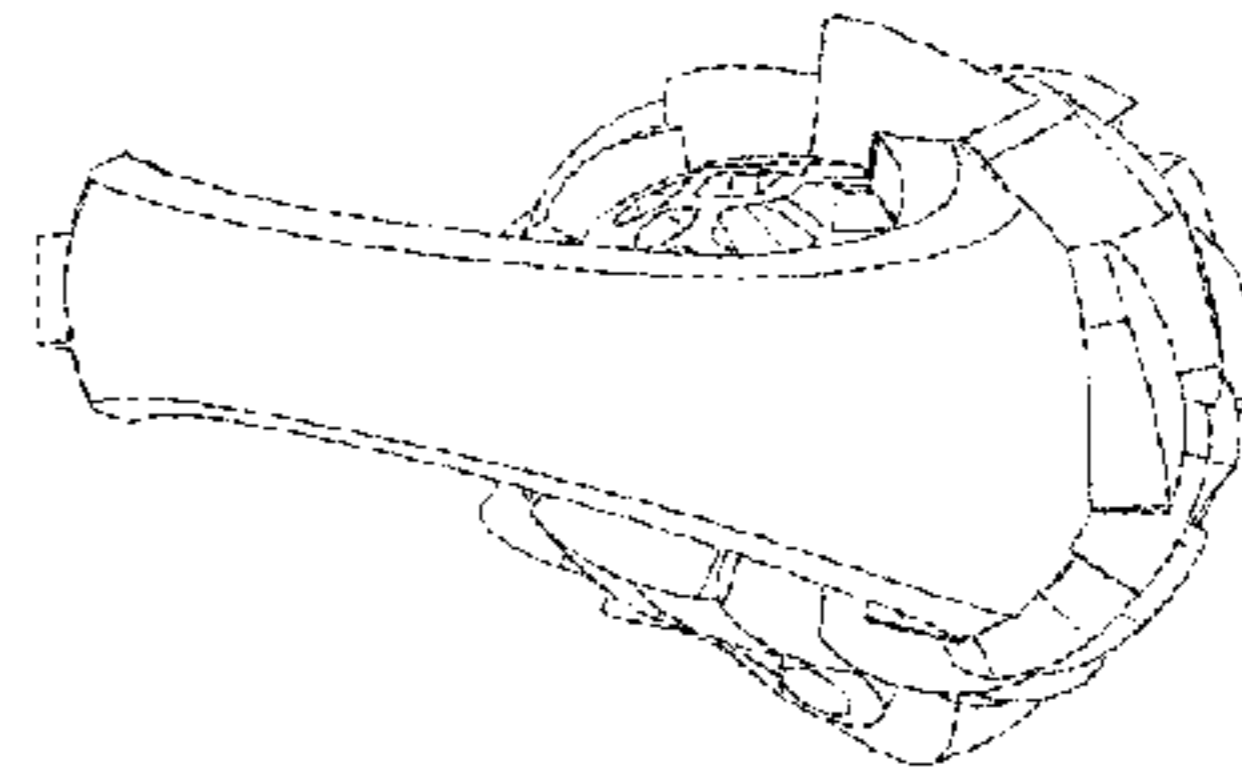


Fig. 6




Fig. 7

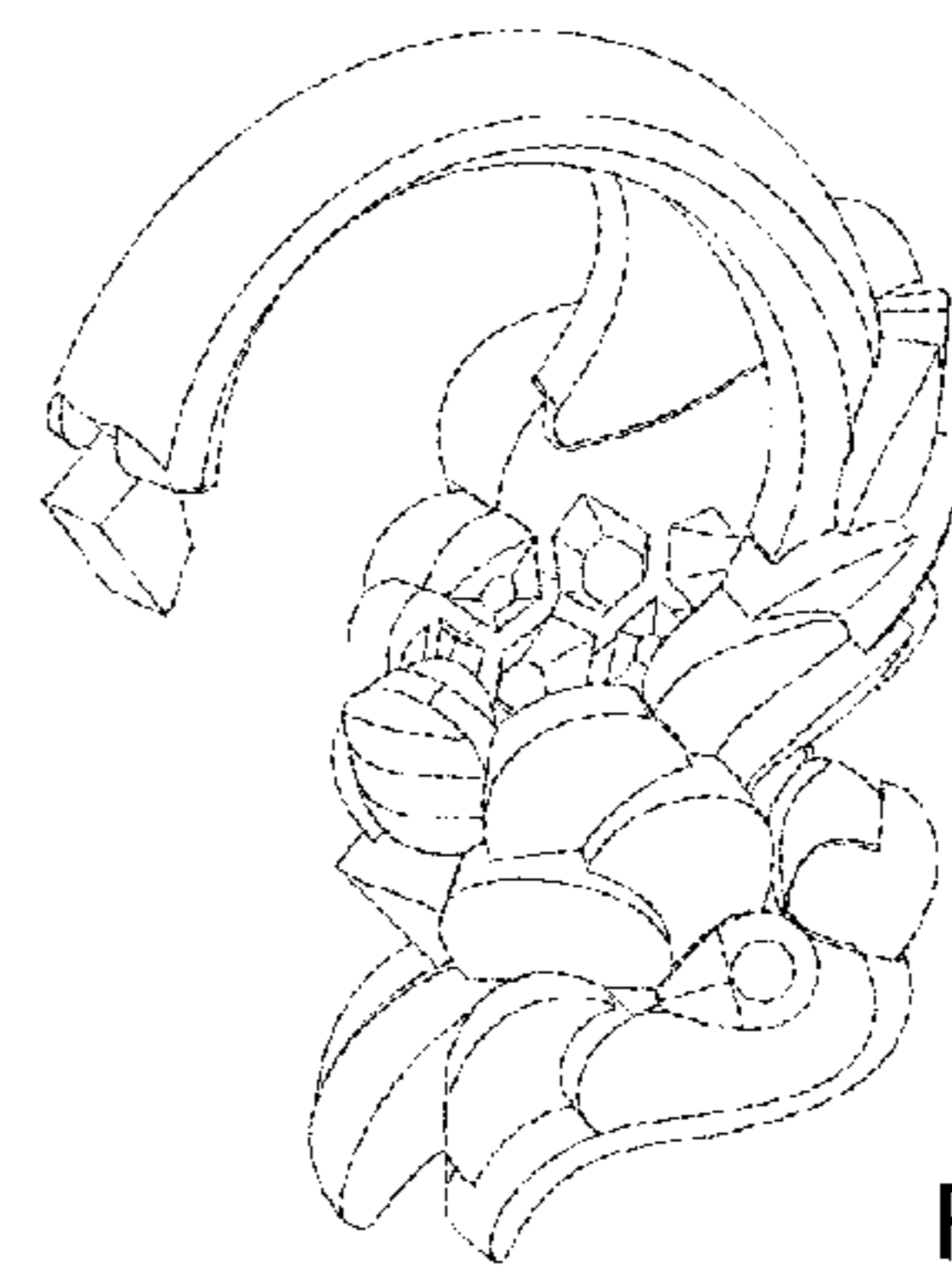


Fig. 8