



US00D809948S

(12) **United States Design Patent** (10) **Patent No.:** **US D809,948 S**  
**Hirche et al.** (45) **Date of Patent:** **\*\* Feb. 13, 2018**

(54) **PUMPS**

(71) Applicant: **SARTORIUS LAB INSTRUMENTS GMBH & CO. KG**, Göttingen (DE)  
(72) Inventors: **Steffen Hirche**, Göttingen (DE); **Malte Ständer**, Heiligenstadt (DE); **Dirk Lamprecht**, Erlangen (DE); **Sebastian Maier**, Langenzenn (DE)  
(73) Assignee: **Sartorius Lab Instruments GmbH & Co. KG**, Göttingen (DE)

(\*\*) Term: **15 Years**

(21) Appl. No.: **29/573,952**

(22) Filed: **Aug. 10, 2016**

(30) **Foreign Application Priority Data**

Feb. 11, 2016 (EM) ..... 002981340-0002

(51) **LOC (11) Cl.** ..... **10-04**

(52) **U.S. Cl.**  
USPC ..... **D10/87**; D10/81

(58) **Field of Classification Search**  
USPC ..... D10/81, 87  
CPC .. G01F 25/00; G01F 25/0007; G01F 25/0015; G01F 25/0023; G01F 25/003; G01F 25/0038; G01F 25/0046; G01F 25/0053; G01F 25/0061; G01F 25/0069; G01F 25/0076; G01F 25/0084; G01F 25/0092; G01N 35/00712; G01N 35/00693; G01N 35/04; G01N 35/1065; G01N 2035/00217; G01N 2035/00891; G01N 2035/0403

See application file for complete search history.

(56) **References Cited**

U.S. PATENT DOCUMENTS

5,061,639 A \* 10/1991 Lung ..... G01N 35/00594  
177/245  
5,492,673 A \* 2/1996 Curtis ..... B01L 3/021  
422/922  
6,804,985 B2 \* 10/2004 Luchinger ..... B01L 3/021  
141/130

\* cited by examiner

*Primary Examiner* — Antoine Duval Davis

(74) *Attorney, Agent, or Firm* — McCoy Russell LLP

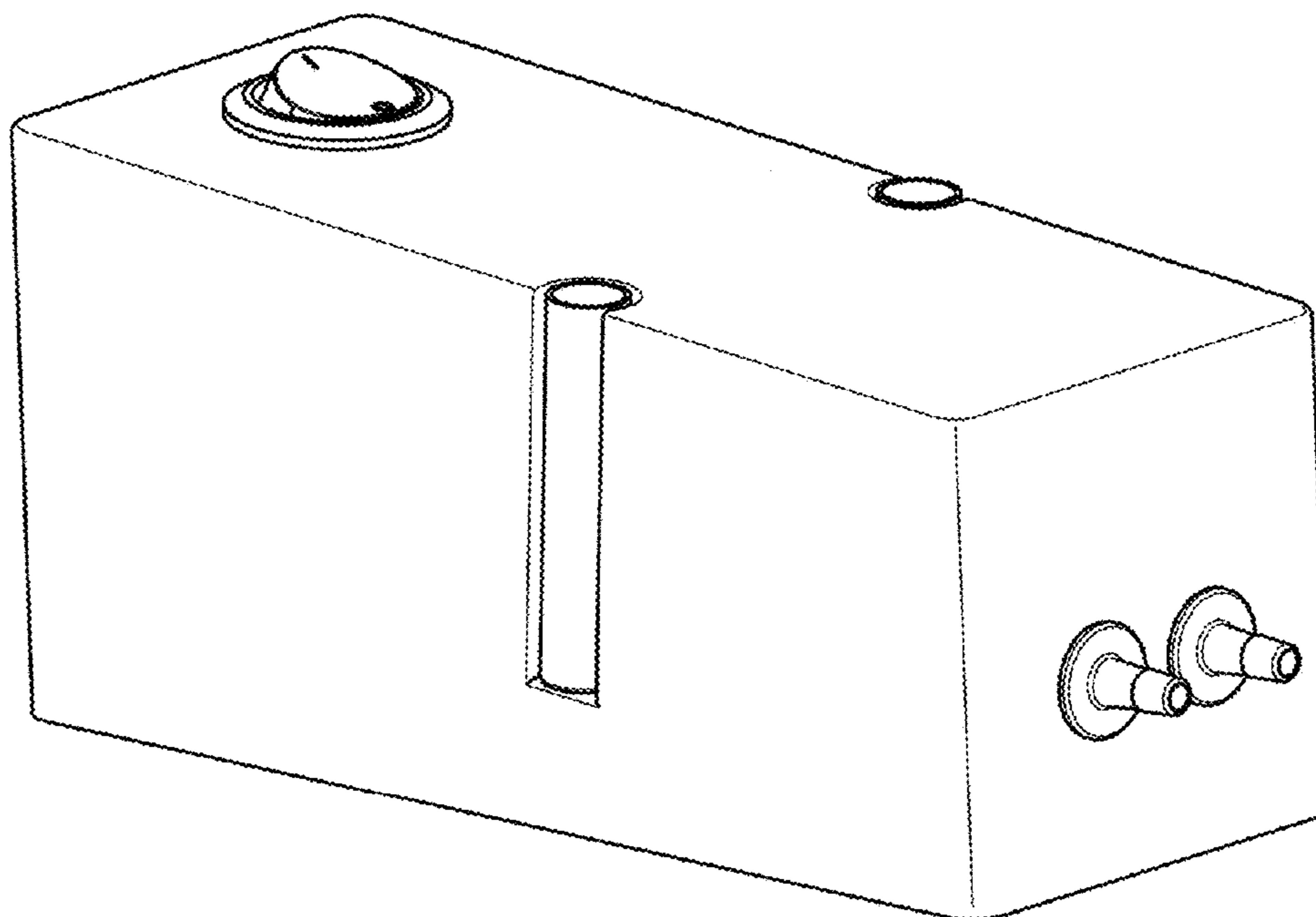
(57) **CLAIM**

The ornamental design for pumps, as shown and described.

**DESCRIPTION**

FIG. 1 shows a left front perspective view of pumps in accordance with an embodiment of the present design. FIG. 2 shows a left side view of the pumps of FIG. 1. FIG. 3 shows a top view of the pumps of FIG. 1. FIG. 4 shows a front view of the pumps of FIG. 1; and, FIG. 5 shows a back view of the pumps of FIG. 1. Applicant omits a right side view of the pumps as it is a mirror image of the left side view shown in FIG. 2. The solid lines in FIGS. 1-5 illustrate pumps according to the present design. The broken lines in FIGS. 2, 4, and 5 are for illustrative purposes only and form no part of the claimed design.

**1 Claim, 5 Drawing Sheets**



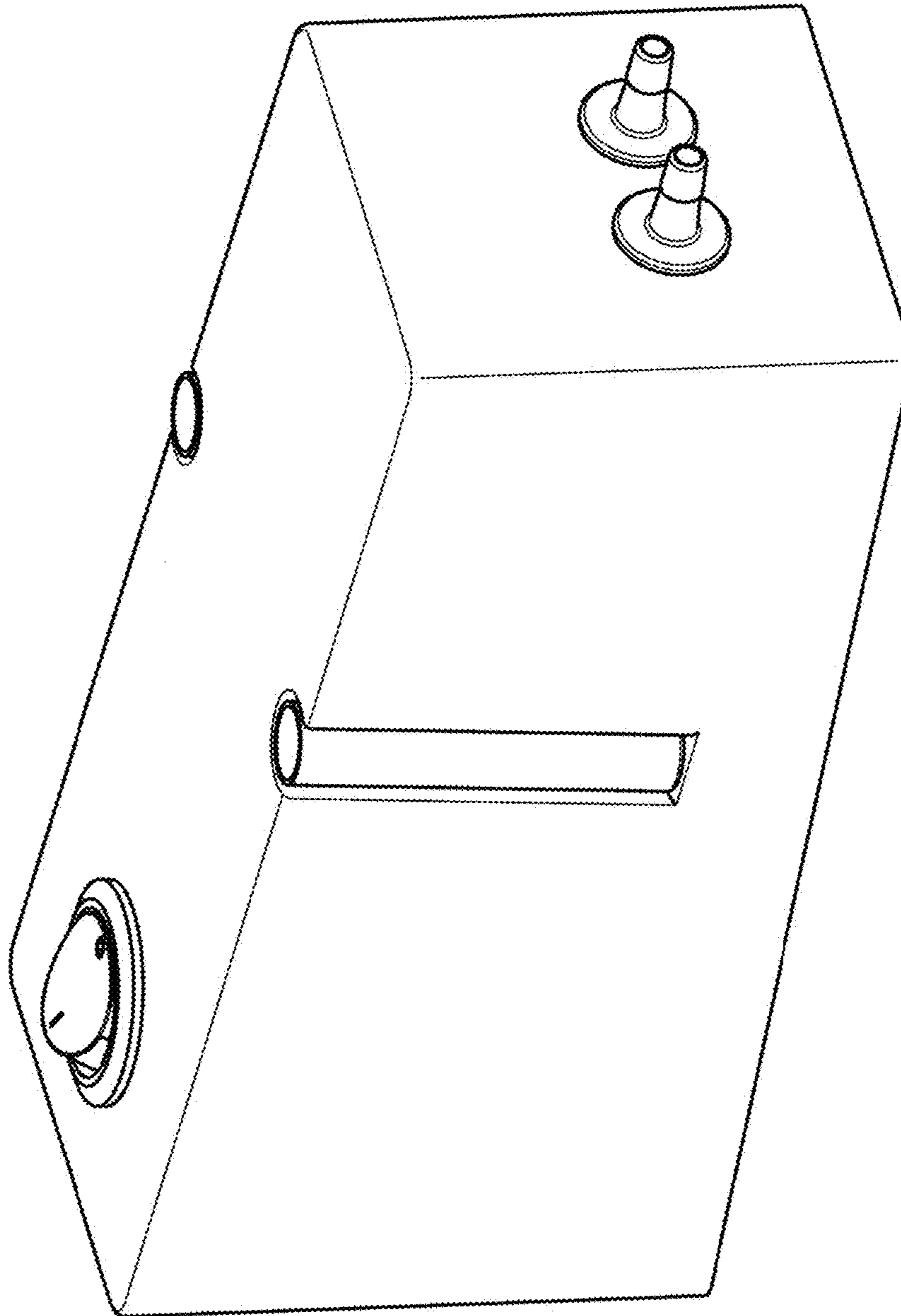


FIG. 1

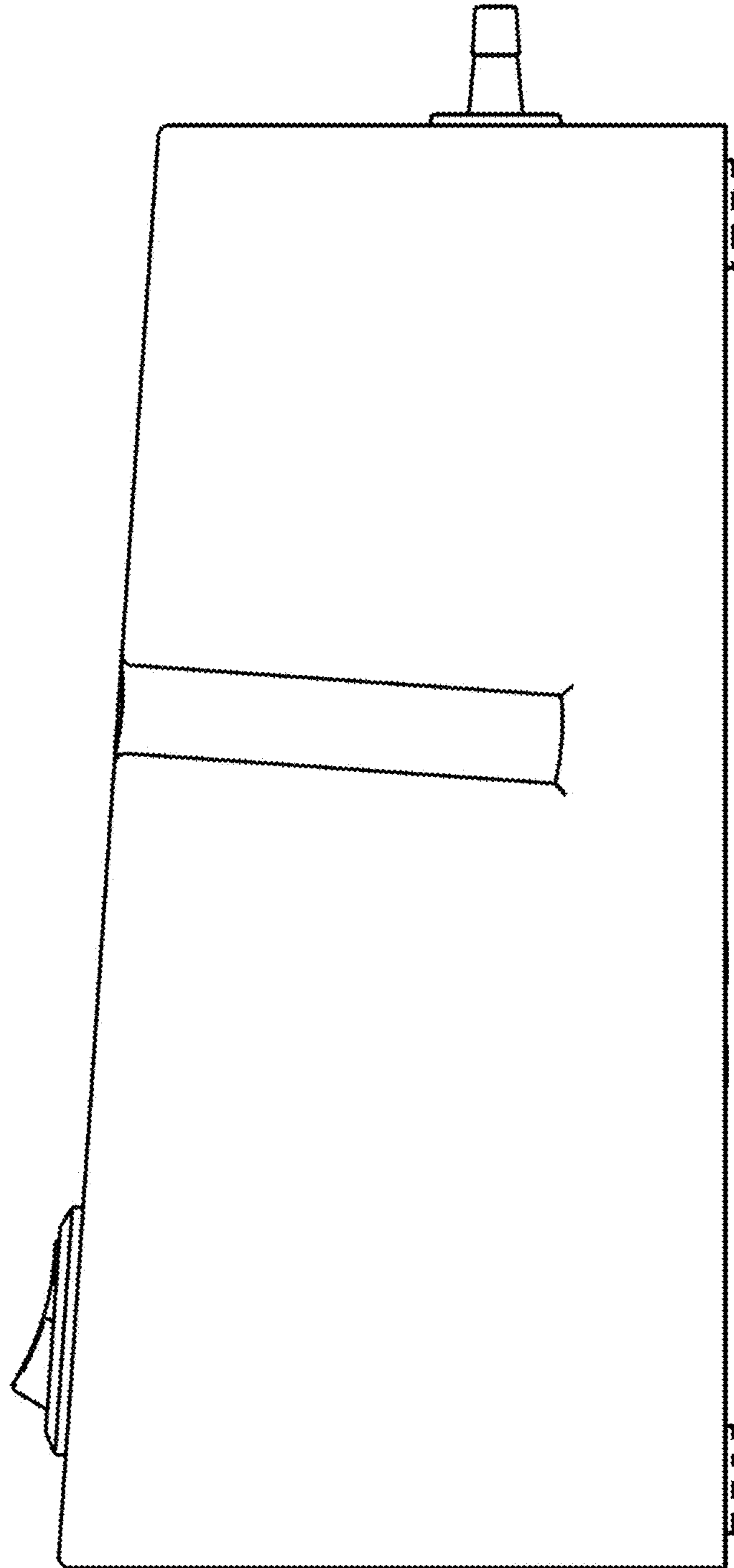


FIG. 2

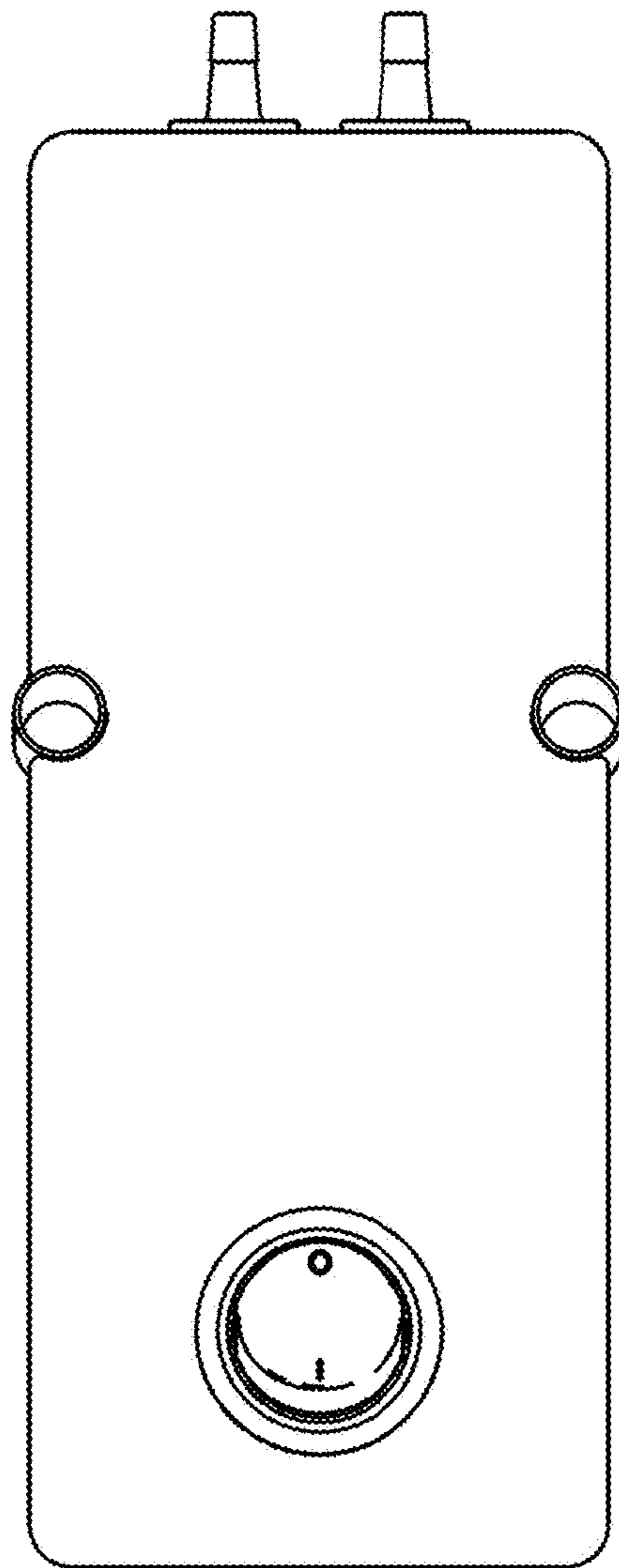


FIG. 3

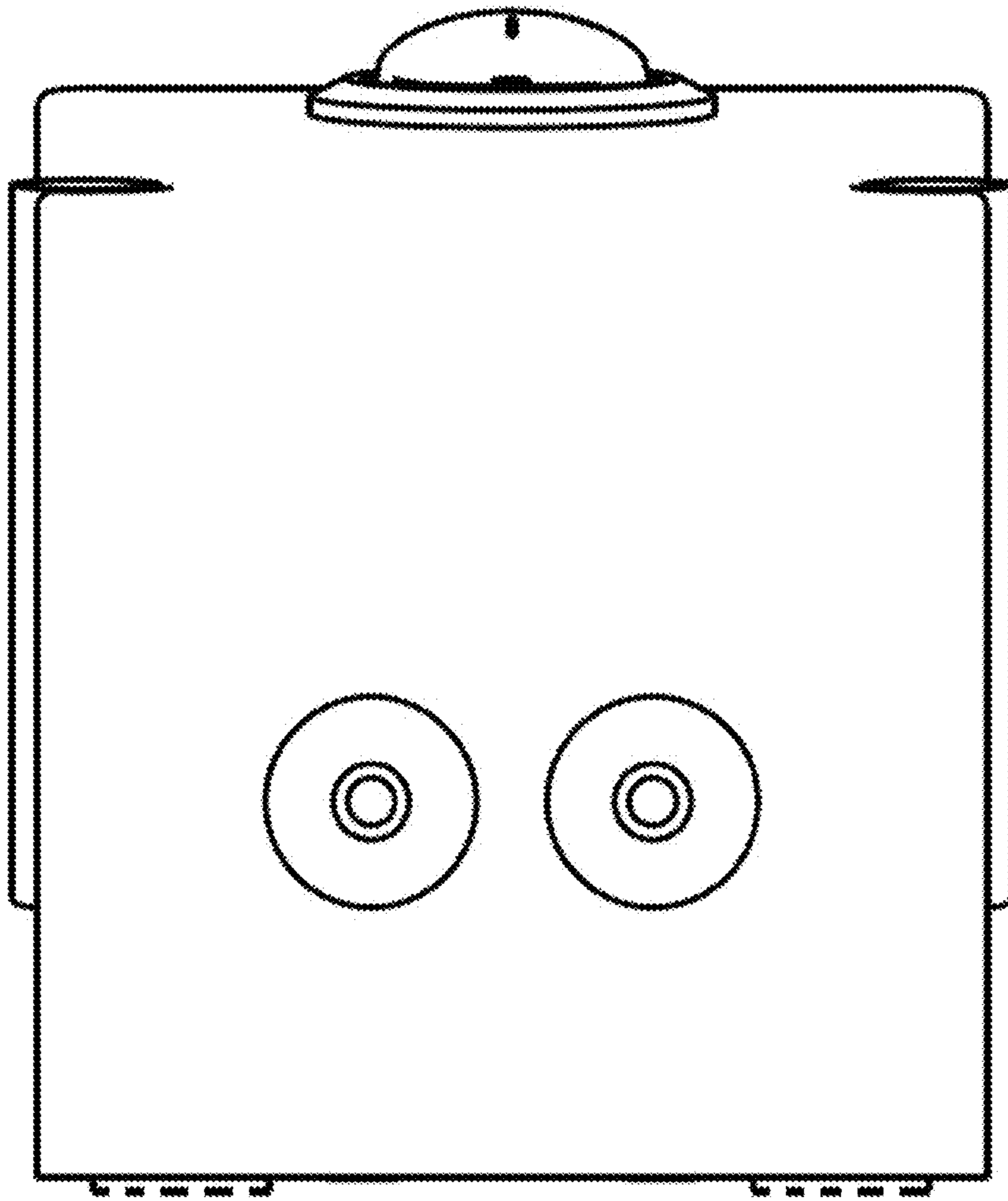


FIG. 4

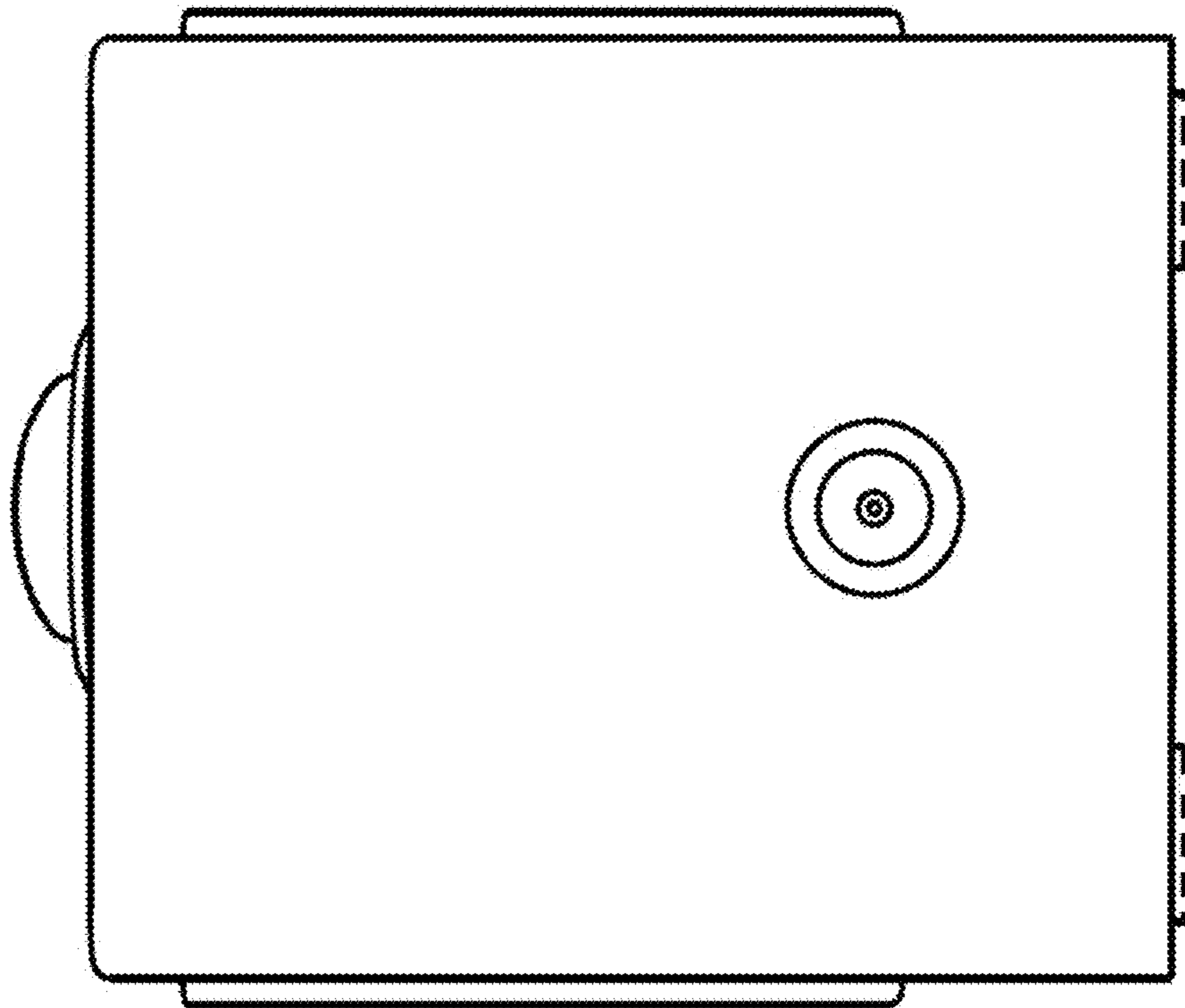


FIG. 5