



US00D809901S

(12) **United States Design Patent**
Cardinali et al.

(10) **Patent No.:** **US D809,901 S**

(45) **Date of Patent:** **** Feb. 13, 2018**

- (54) **DESCENT DEVICE**
- (71) Applicant: **Sterling Rope Company, Inc.**,
Biddeford, ME (US)
- (72) Inventors: **Mathew S. Cardinali**, Portland, ME
(US); **Matthew J. Hunt**, Dover, NH
(US); **Samuel W. Morton**, Gorham,
ME (US); **Joshua C. Walls**, Lyman,
ME (US); **Caitlin J. Wood**, Portland,
ME (US)
- (73) Assignee: **Sterling Rope Company, Inc.**,
Biddeford, ME (US)
- (**) Term: **15 Years**
- (21) Appl. No.: **29/577,590**
- (22) Filed: **Sep. 14, 2016**
- (51) **LOC (11) Cl.** **09-06**
- (52) **U.S. Cl.**
USPC **D8/356**
- (58) **Field of Classification Search**
USPC D8/356, 354, 349; 182/5
CPC B65H 57/16; E02D 5/803; B63B 21/045;
B63B 59/02; B60D 1/18; B60P 1/103;
Y10T 24/3918; H02G 7/12
See application file for complete search history.

- 3,740,692 A * 6/1973 Filhaber H01R 4/38
174/72 R
- 4,099,626 A * 7/1978 Magnussen, Jr. A47B 63/02
211/194
- D258,864 S * 4/1981 Muller D8/356
- D265,052 S * 6/1982 Husted D8/356
- 4,576,248 A * 3/1986 Marom A62B 1/14
182/5
- D310,163 S * 8/1990 Dale 182/5
- 5,234,185 A * 8/1993 Hoffman F16L 5/14
248/56
- 5,316,246 A * 5/1994 Scott A61M 5/1418
248/68.1

(Continued)

Primary Examiner — Cynthia Underwood

(74) *Attorney, Agent, or Firm* — Clocktower Law; Erik J. Heels; Michael A. Bartley

(57) **CLAIM**

The ornamental design for a descent device, as shown and described.

DESCRIPTION

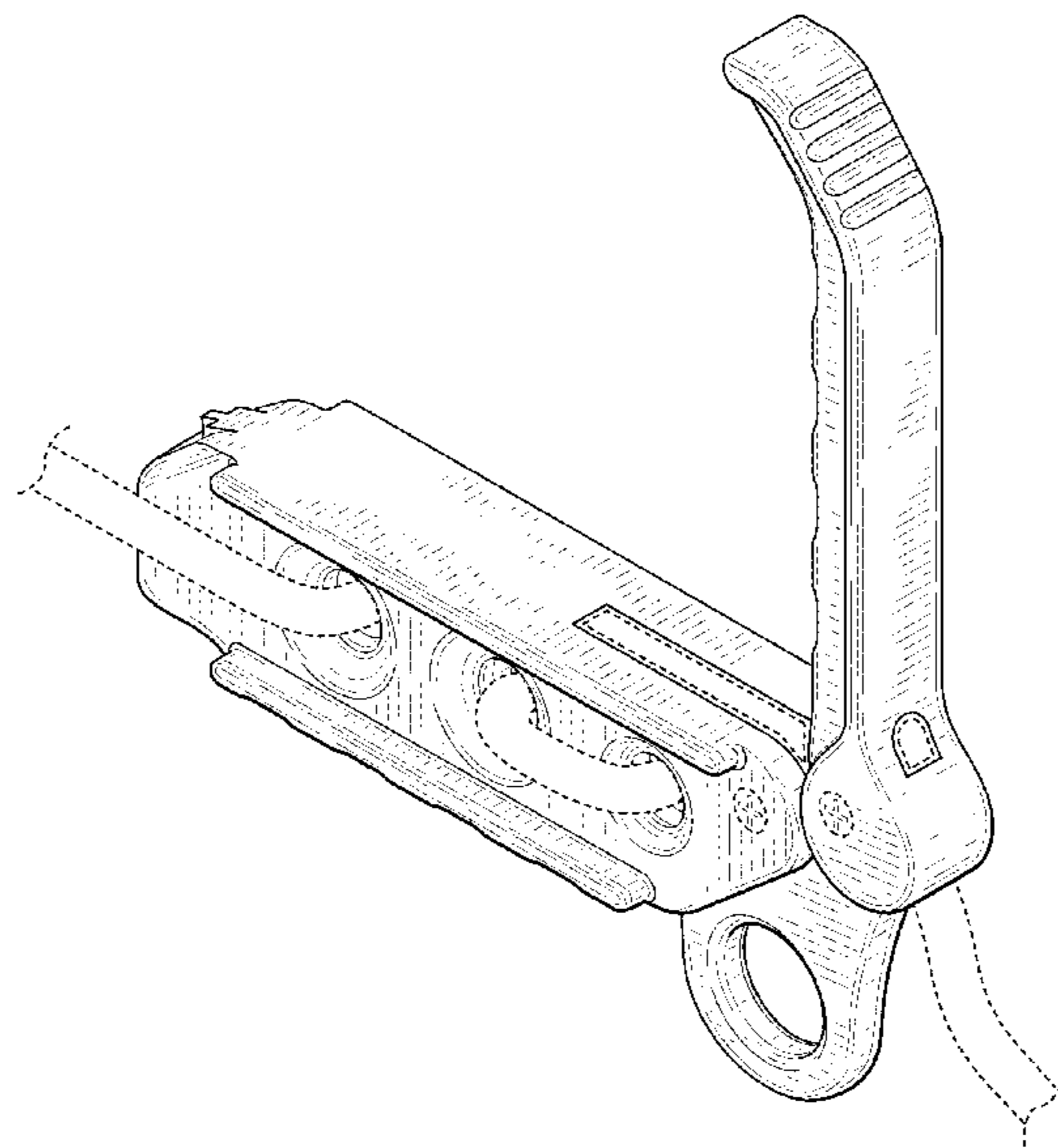
FIG. 1 is a perspective view of the descent device in a closed position;
 FIG. 2 is a top down view of the descent device of FIG. 1;
 FIG. 3 is a bottom up view of the descent device of FIG. 1;
 FIG. 4 is a broad side view of the descent device of FIG. 1;
 FIG. 5 is a narrow side view of the descent device of FIG. 1;
 FIG. 6 is a narrow side view of the descent device of FIG. 1, showing the narrow side opposite the side shown in FIG. 5; and,
 FIG. 7 is a perspective view of the descent device of FIG. 1 in an open position, and shown with a rope passing through the descent device.
 The broken lines shown represent unclaimed subject matter and form no part of the claimed design.

1 Claim, 6 Drawing Sheets

(56) **References Cited**

U.S. PATENT DOCUMENTS

- 560,391 A * 5/1896 Checkley A62B 1/14
188/65.2
- 2,396,836 A * 3/1946 Ellinwood F16L 3/2235
174/135
- 2,937,833 A * 5/1960 Sachs F16L 3/2235
248/49
- 3,546,364 A * 12/1970 O'Neel H01R 11/03
174/72 R



(56)

References Cited

U.S. PATENT DOCUMENTS

D353,990 S * 1/1995 Alfreds D8/356
 D354,904 S * 1/1995 Halsten D8/356
 D372,188 S * 7/1996 Van Dyke D8/358
 D390,447 S * 2/1998 Colen, Jr. D8/356
 5,954,153 A * 9/1999 Rogelja A62B 1/14
 182/5
 5,992,802 A * 11/1999 Campbell F16L 3/2235
 248/68.1
 6,012,940 A * 1/2000 Wheeler H01R 13/6392
 439/369
 6,029,777 A * 2/2000 Rogelja A62B 1/14
 182/192
 D430,005 S * 8/2000 Stearns D8/380
 6,203,384 B1 * 3/2001 DeFrance H01R 4/36
 439/797
 6,227,502 B1 * 5/2001 Derman F16L 3/2235
 248/68.1
 D448,650 S * 10/2001 Vrame D8/354
 6,571,854 B1 * 6/2003 Palmer E06B 9/324
 160/173 R
 D485,161 S * 1/2004 Hutchinson D8/383

D494,450 S * 8/2004 Schultz D8/356
 D537,332 S * 2/2007 Nagle D8/396
 D576,867 S * 9/2008 Kretz D8/356
 7,610,661 B2 * 11/2009 Sween B65H 75/06
 24/129 R
 D644,501 S * 9/2011 Chen D8/356
 8,294,030 B2 * 10/2012 Pollard, Jr. H02G 3/24
 174/155
 8,376,081 B2 * 2/2013 Schwarzenbach A62B 1/14
 182/193
 D691,875 S * 10/2013 Ganski D8/356
 8,733,504 B2 * 5/2014 Mauthner A62B 1/14
 182/191
 D731,296 S * 6/2015 Nelson D8/356
 D733,534 S * 7/2015 Altrichter D8/356
 D753,985 S * 4/2016 Nelson D8/356
 9,314,013 B2 * 4/2016 Mancuso, Jr. A01M 31/006
 D756,752 S * 5/2016 Dentener D8/356
 D774,002 S * 12/2016 Hsieh D13/155
 D791,582 S * 7/2017 Nelson D8/356
 D794,434 S * 8/2017 McCoy D8/354
 9,755,354 B1 * 9/2017 Aumiller H01R 13/60
 D801,784 S * 11/2017 Simon D8/356

* cited by examiner

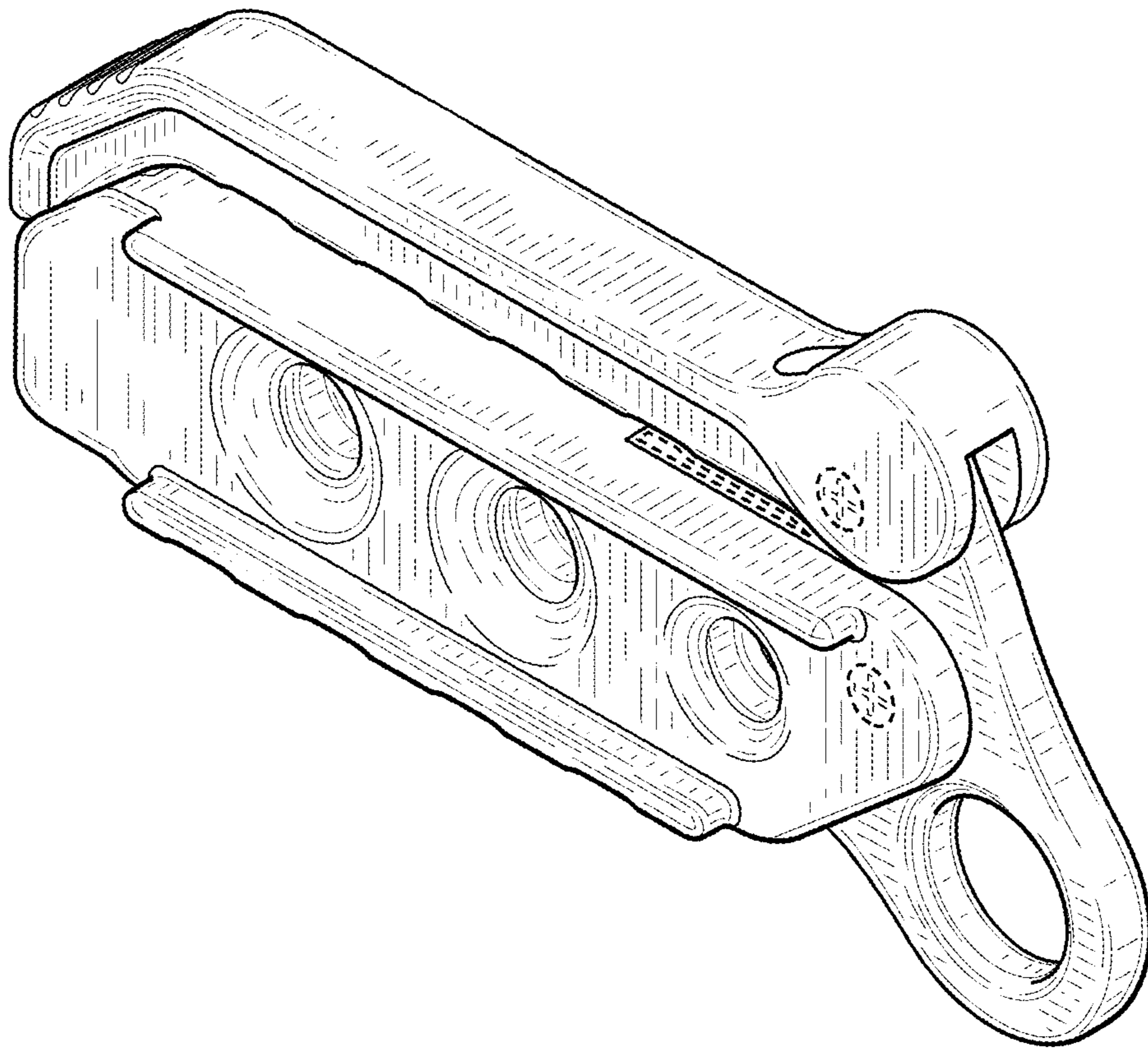


FIG. 1

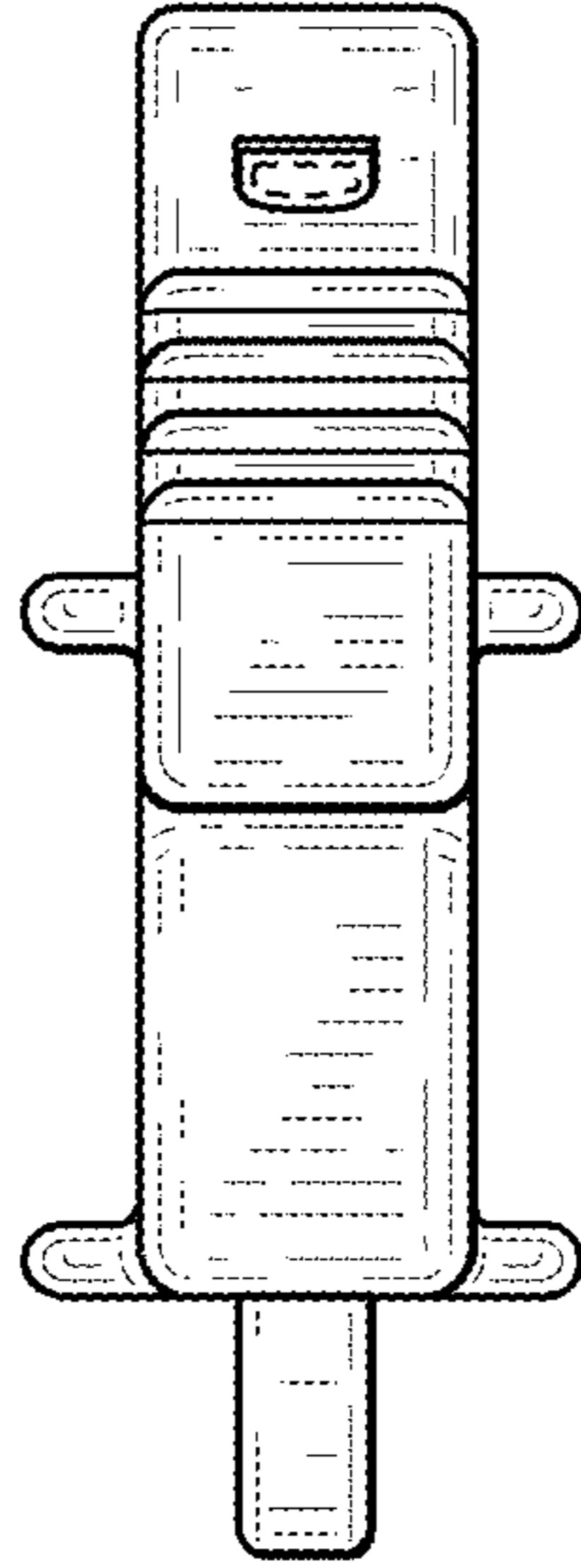


FIG. 2

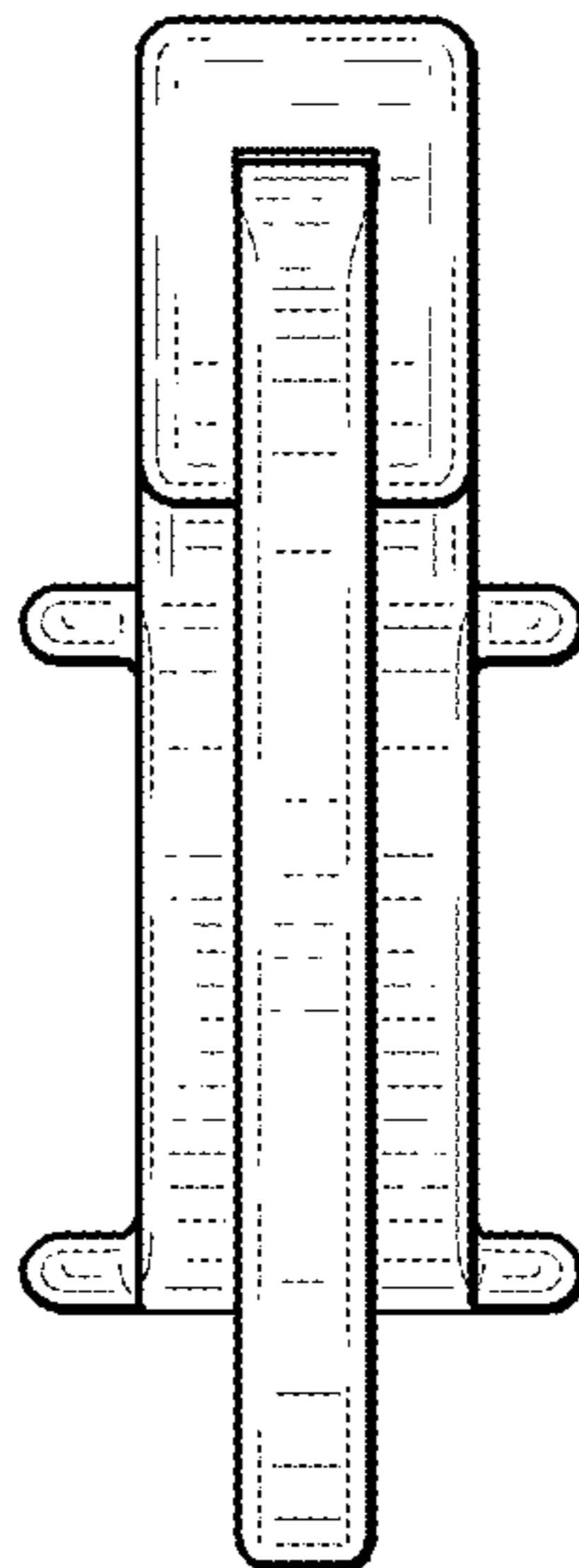


FIG. 3

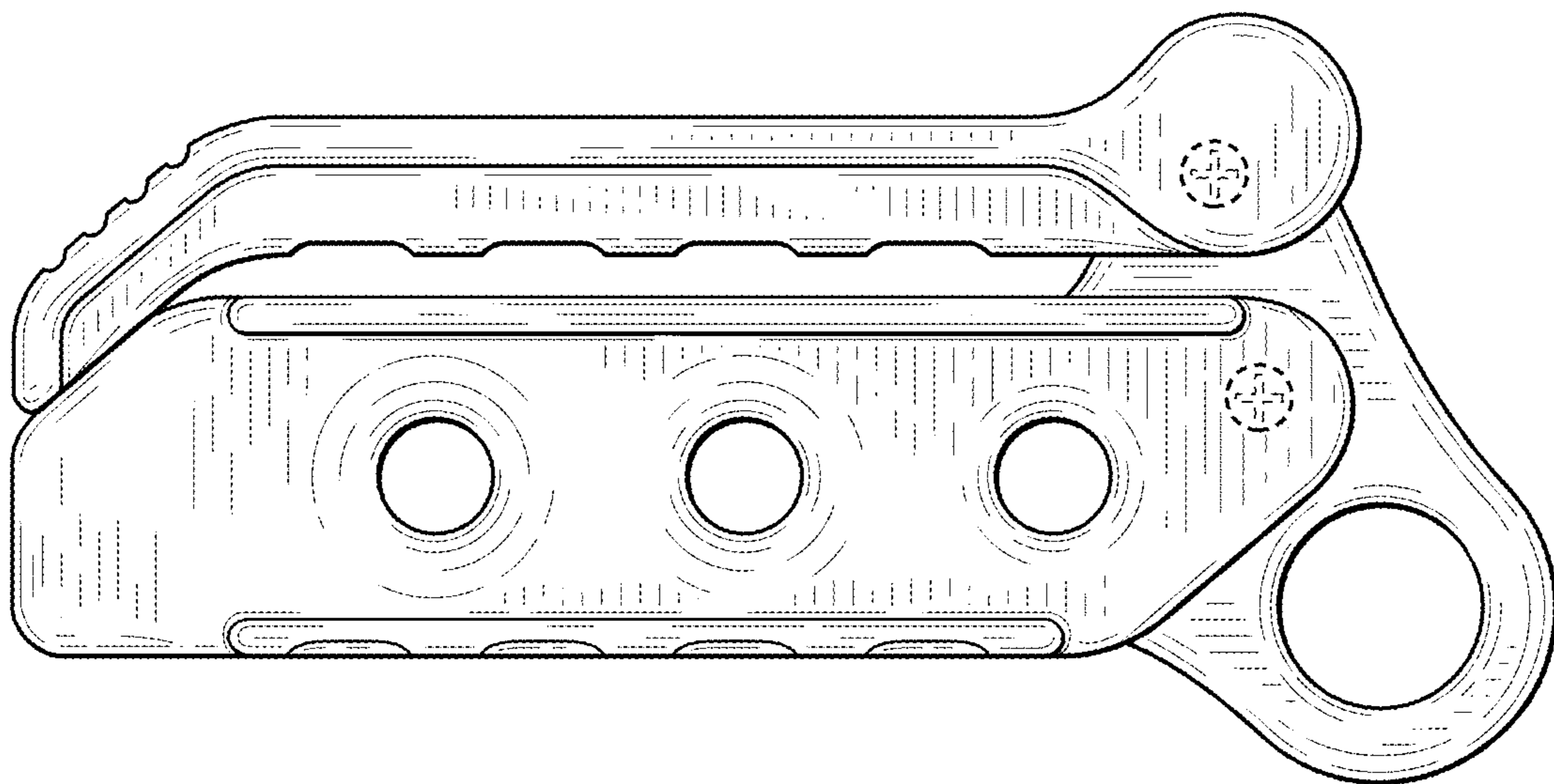


FIG. 4

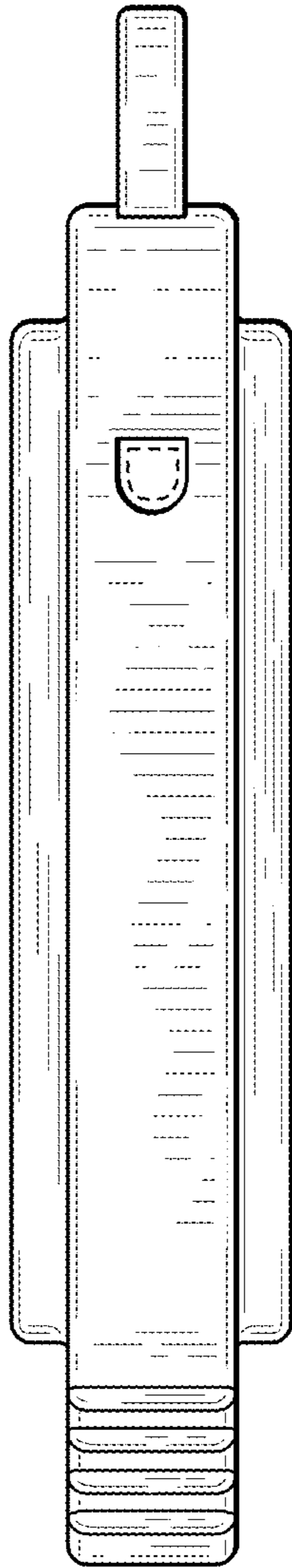


FIG. 5

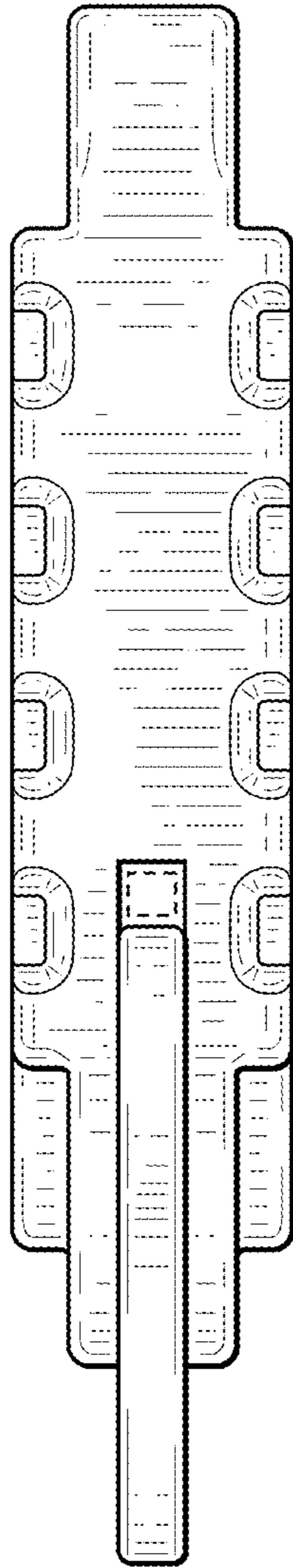


FIG. 6

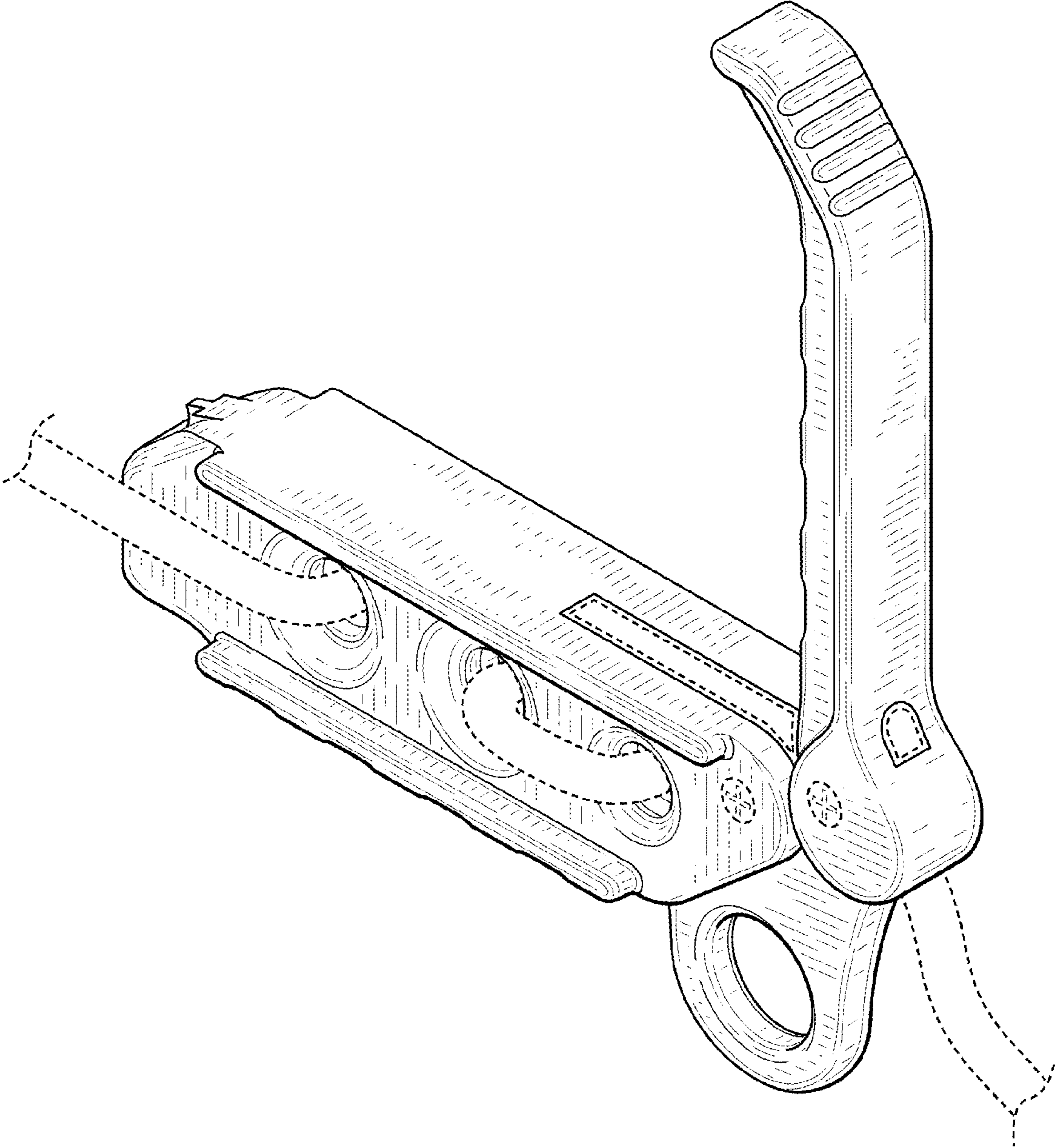


FIG. 7