



US00D809893S

(12) **United States Design Patent**
Hsien-Te

(10) **Patent No.:** **US D809,893 S**

(45) **Date of Patent:** **** Feb. 13, 2018**

(54) **HANDLE FOR TOOLS**

(71) Applicant: **Hsieh Hsien-Te**, Taichung (TW)

(72) Inventor: **Hsieh Hsien-Te**, Taichung (TW)

(**) Term: **15 Years**

(21) Appl. No.: **29/578,552**

(22) Filed: **Sep. 22, 2016**

(51) **LOC (11) Cl.** **08-05**

(52) **U.S. Cl.**
USPC **D8/107**

(58) **Field of Classification Search**
USPC D8/14, 82, 83, 84, 105, 107, 300, 303,
D8/10, 11; D7/395; D4/138; D24/133;
D32/52
CPC Y10T 16/47; Y10T 16/4986; B25F 1/00;
B25G 1/102; B25G 1/105; B25G 1/125
See application file for complete search history.

(56) **References Cited**

U.S. PATENT DOCUMENTS

D241,806 S	*	10/1976	Johnson	74/551.9
D368,011 S	*	3/1996	McCoy	D8/303
D465,397 S	*	11/2002	Chen	D8/107
D525,510 S	*	7/2006	Holby	D8/107
D577,955 S	*	10/2008	Kwan	D7/395

D618,534 S	*	6/2010	Minkow	D8/303
D646,544 S	*	10/2011	Molina	D8/83
D669,332 S	*	10/2012	Hoertnagl	D8/107
D693,641 S	*	11/2013	Slaker	D7/395
D704,504 S	*	5/2014	Dobbie	D7/395
D766,062 S	*	9/2016	Phillips	D8/303
D783,374 S	*	4/2017	Jenkins	D8/1
D784,780 S	*	4/2017	Jenkins	D8/1

* cited by examiner

Primary Examiner — Phillip S Hyder
(74) *Attorney, Agent, or Firm* — Alan D. Kamrath;
Kamrath IP Lawfirm, P.A.

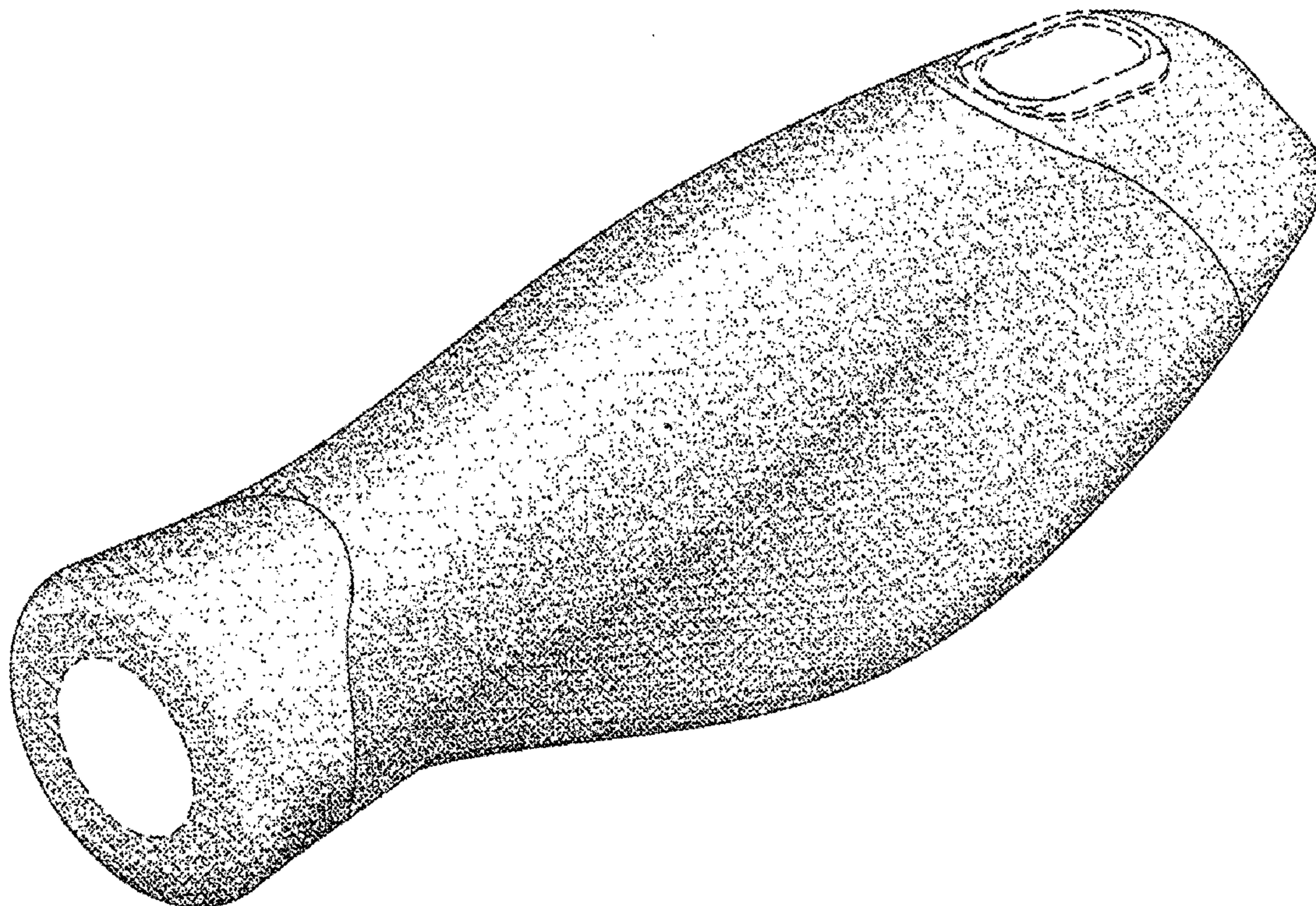
(57) **CLAIM**

The ornamental design for a handle for tools, as shown and described.

DESCRIPTION

FIG. 1 is a perspective view of a handle for tools showing my design;
FIG. 2 is a front elevational view thereof;
FIG. 3 is a rear elevational view thereof;
FIG. 4 is a left side elevational view thereof;
FIG. 5 is a right side elevational view thereof;
FIG. 6 is a top plan view thereof; and,
FIG. 7 is a bottom plan view thereof.
The broken lines shown in the drawing illustrate portions of the handle for tools in which the design is embodied that forms no part of the claimed design.

1 Claim, 7 Drawing Sheets



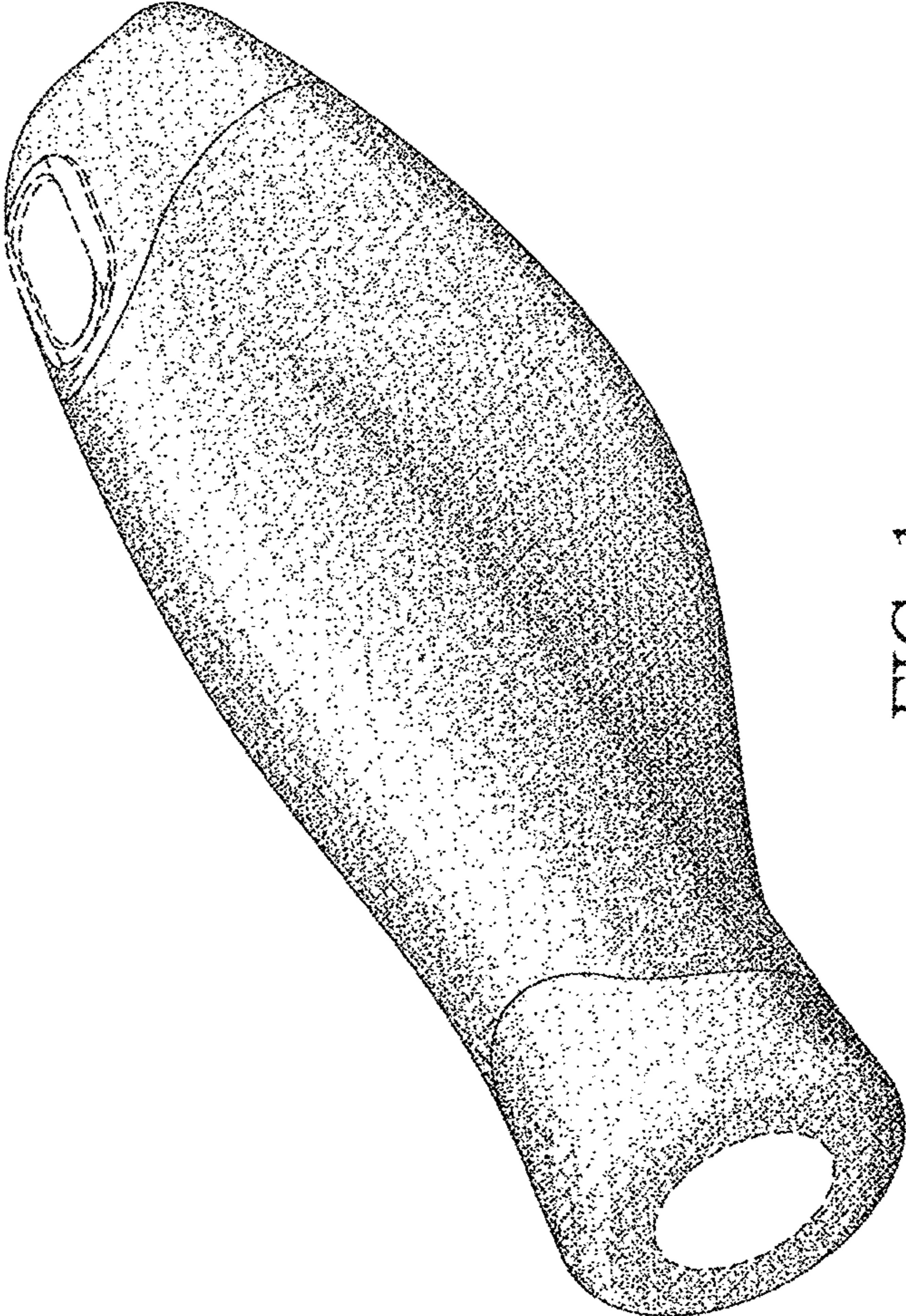


FIG. 1




FIG. 2




FIG. 3

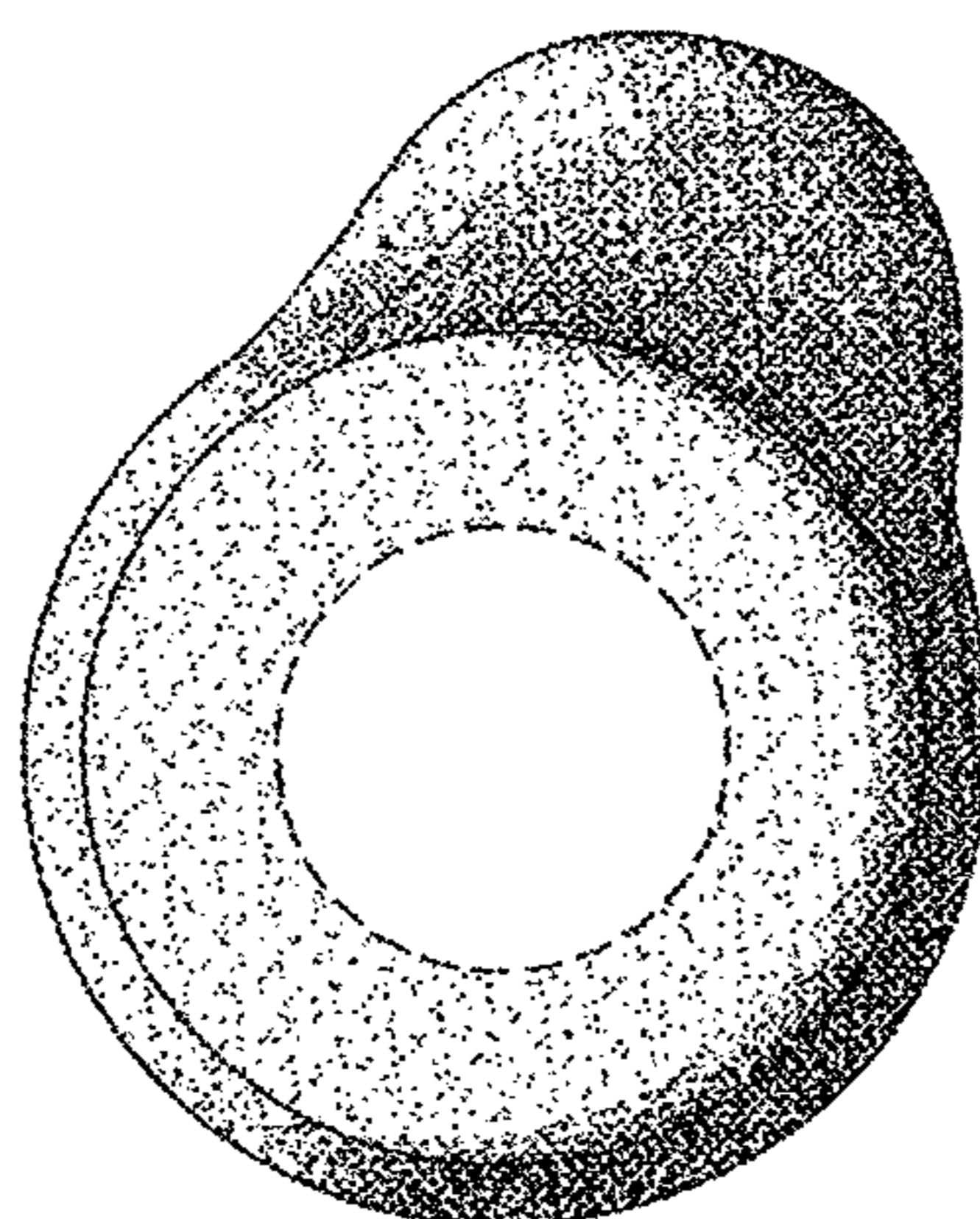


FIG. 4

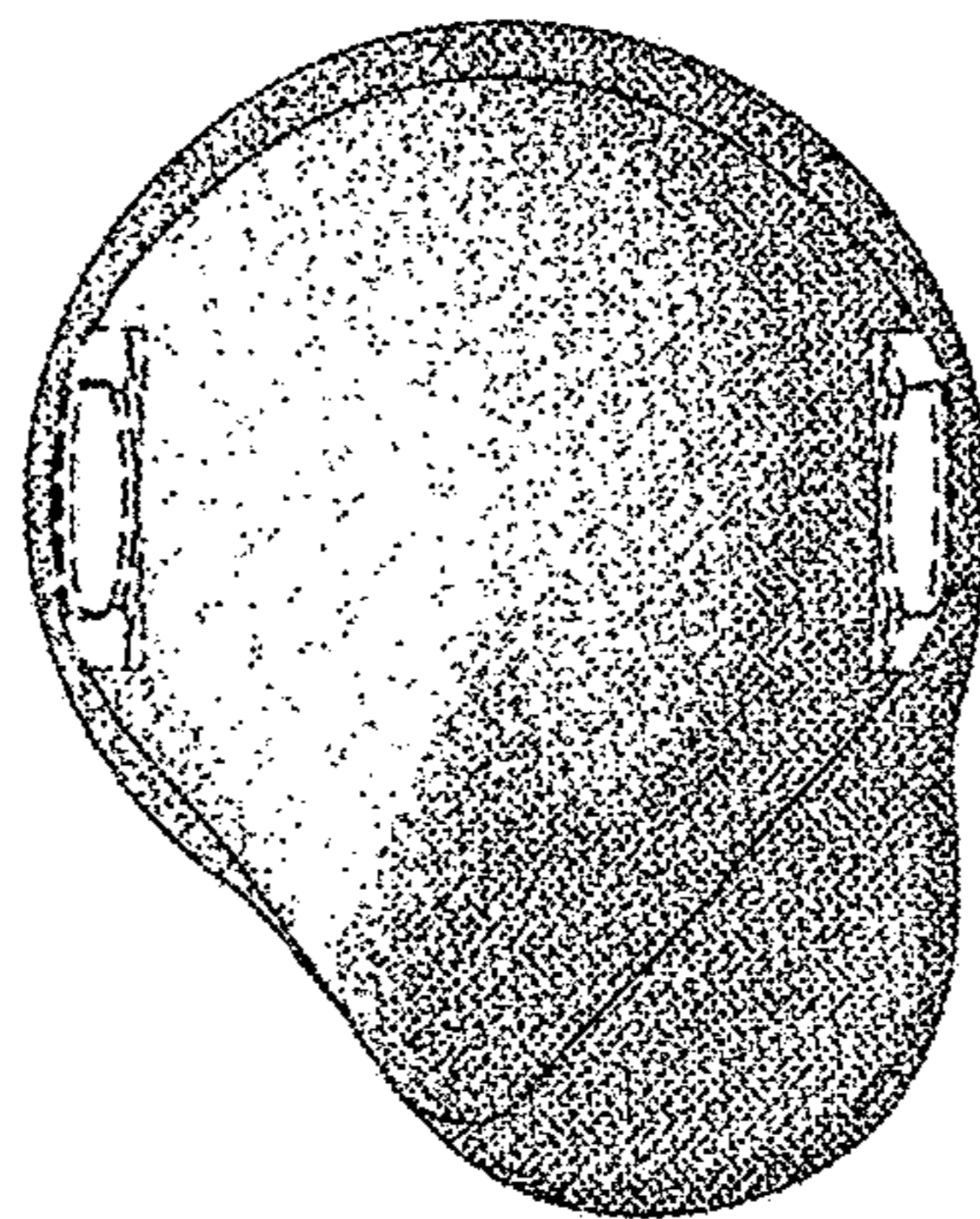


FIG. 5

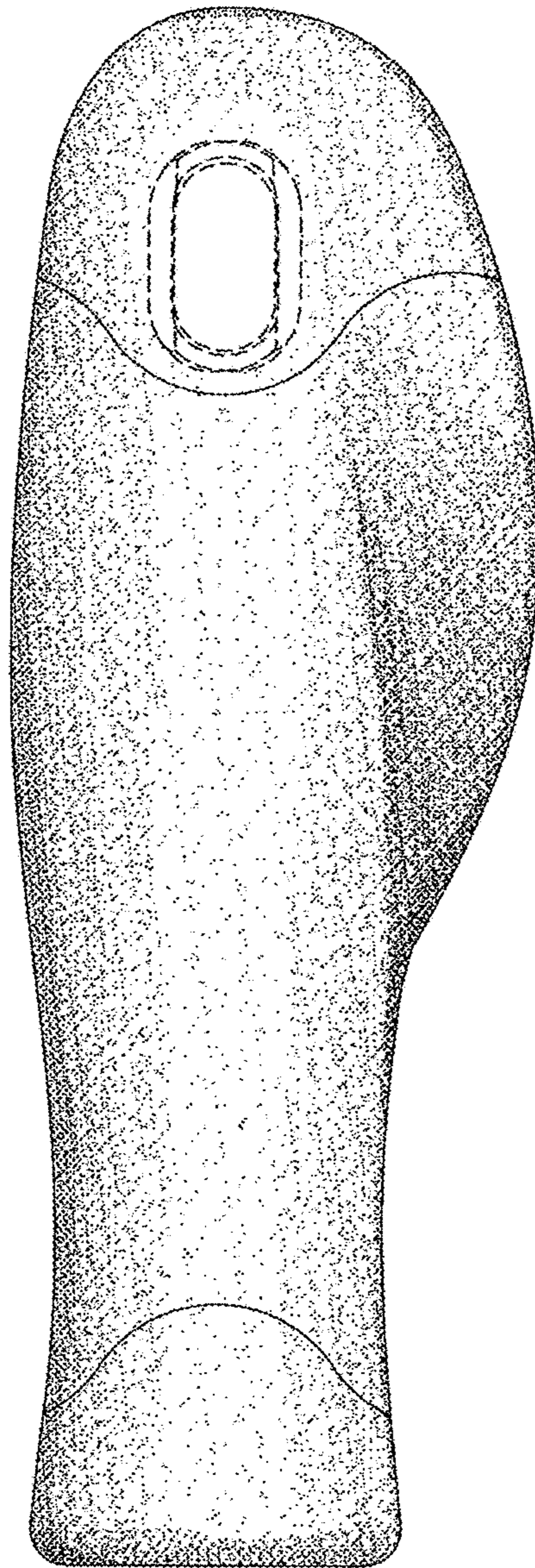


FIG. 6

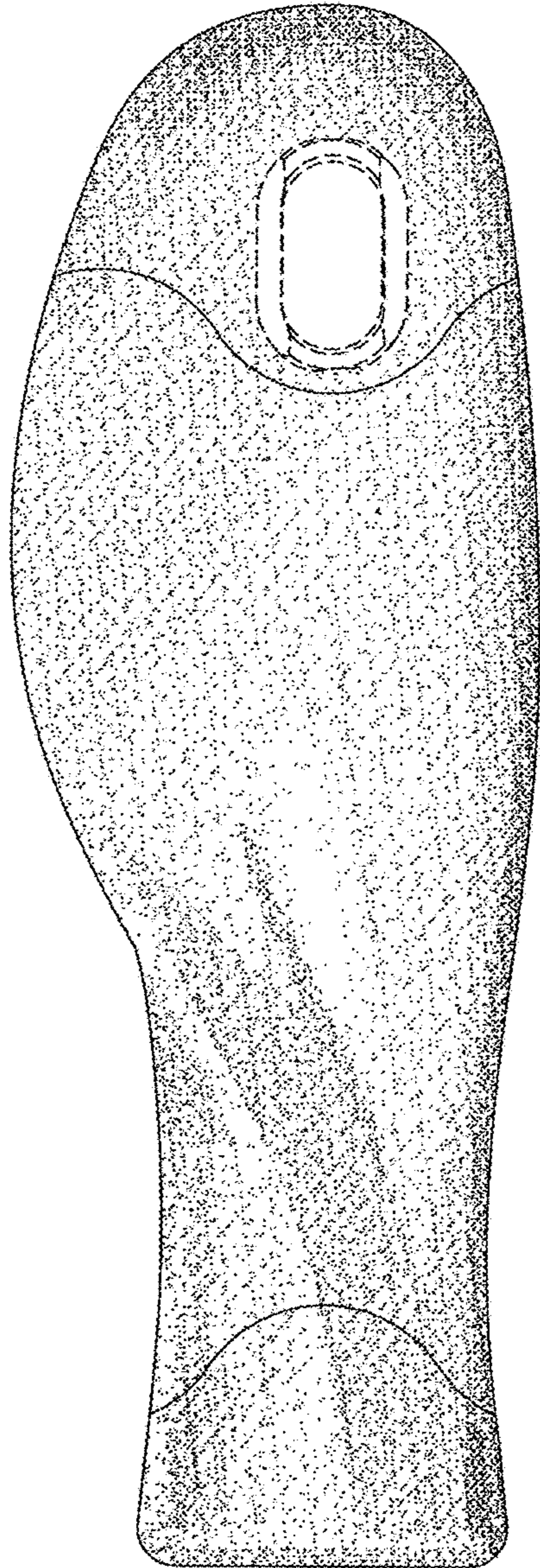


FIG. 7