



US00D809888S

(12) **United States Design Patent** (10) **Patent No.:** **US D809,888 S**  
**Dahl et al.** (45) **Date of Patent:** **\*\* Feb. 13, 2018**

(54) **PINCH-OFF PLIERS**  
(71) Applicant: **A & E Incorporated**, Racine, WI (US)  
(72) Inventors: **Vincent Dahl**, Kenosha, WI (US);  
**Michael Hughes**, Racine, WI (US)  
(73) Assignee: **A & E Incorporated**, Racine, WI (US)  
(\*\*) Term: **15 Years**

6,145,417 A 11/2000 Bates  
6,257,105 B1 7/2001 Lin  
6,378,403 B1 4/2002 Bates  
6,470,774 B2 10/2002 Chang  
6,662,690 B1 \* 12/2003 Ploeger ..... B25B 7/12  
81/318  
6,983,677 B1 1/2006 Engel  
7,448,301 B1 11/2008 Cronin  
8,347,471 B2 1/2013 Wang  
(Continued)

(21) Appl. No.: **29/580,357**  
(22) Filed: **Oct. 7, 2016**  
(51) **LOC (11) Cl.** ..... **08-05**  
(52) **U.S. Cl.**  
USPC ..... **D8/52**  
(58) **Field of Classification Search**  
USPC ..... D8/4, 5, 51-60, 105, 107  
CPC .. B25B 7/121; B25B 7/14; B25B 7/18; B25B  
7/10; B25B 7/04; B25B 27/205  
See application file for complete search history.

FOREIGN PATENT DOCUMENTS

WO WO 2011/090983 1/2011

OTHER PUBLICATIONS

Redline Detection, LLC; Rapid Shift Internal to External Cirolip Pliers (Part No. RDL95-0200) <http://www.olct.co/redline-detection/snap-ring-pliers-12-piece-set#>, dated May 8, 2014.

*Primary Examiner* — Deanna L Pratt  
(74) *Attorney, Agent, or Firm* — Ryan Kromholz & Manion, S.C.

(56) **References Cited**  
U.S. PATENT DOCUMENTS

1,122,165 A 12/1914 Schoening  
1,558,399 A 10/1925 Rylen  
1,897,912 A 7/1932 Evey  
2,483,380 A 9/1949 Duffy  
2,842,996 A 7/1958 Coslow  
3,503,114 A 3/1970 Stanton  
3,762,019 A 10/1973 Epstein  
D273,455 S 4/1984 Teitelbaum  
D276,880 S 12/1984 Tozaburo  
4,572,179 A 2/1986 Tietelbaum  
4,793,224 A 12/1988 Huang  
5,007,313 A 4/1991 Jeromson, Jr. et al.  
5,065,650 A 11/1991 Anderson  
5,174,177 A 12/1992 Jeromson, Jr.  
5,826,467 A 10/1998 Huang  
5,865,075 A 2/1999 Medved  
6,006,633 A 12/1999 Kaiser  
D428,785 S \* 8/2000 Jimenez ..... D8/52

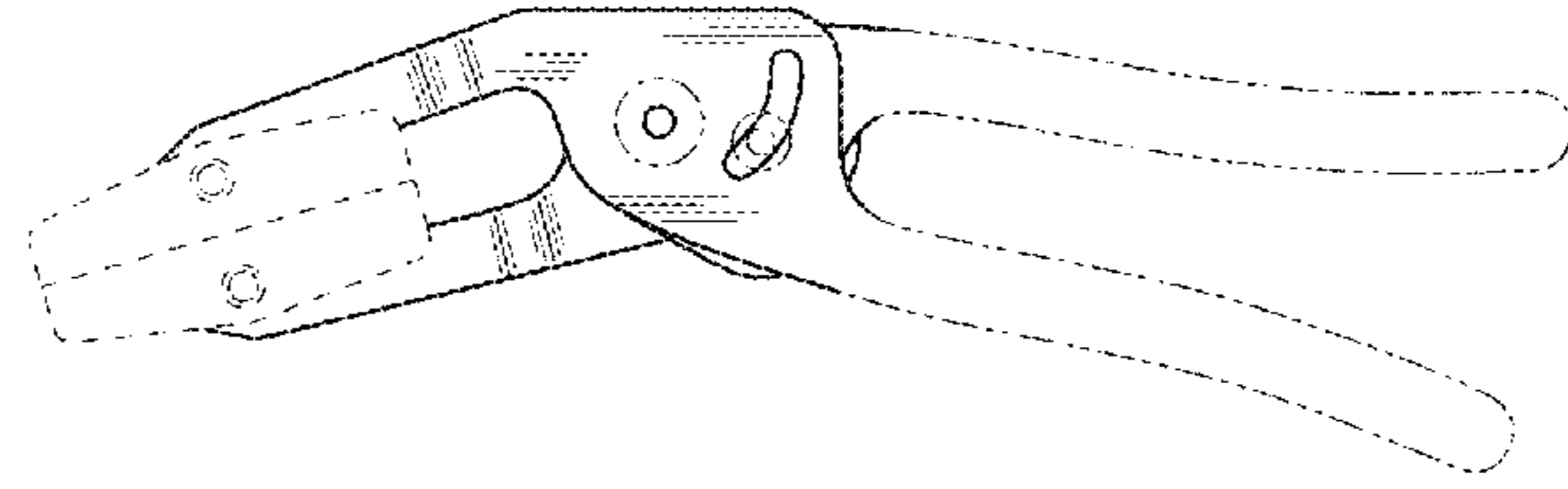
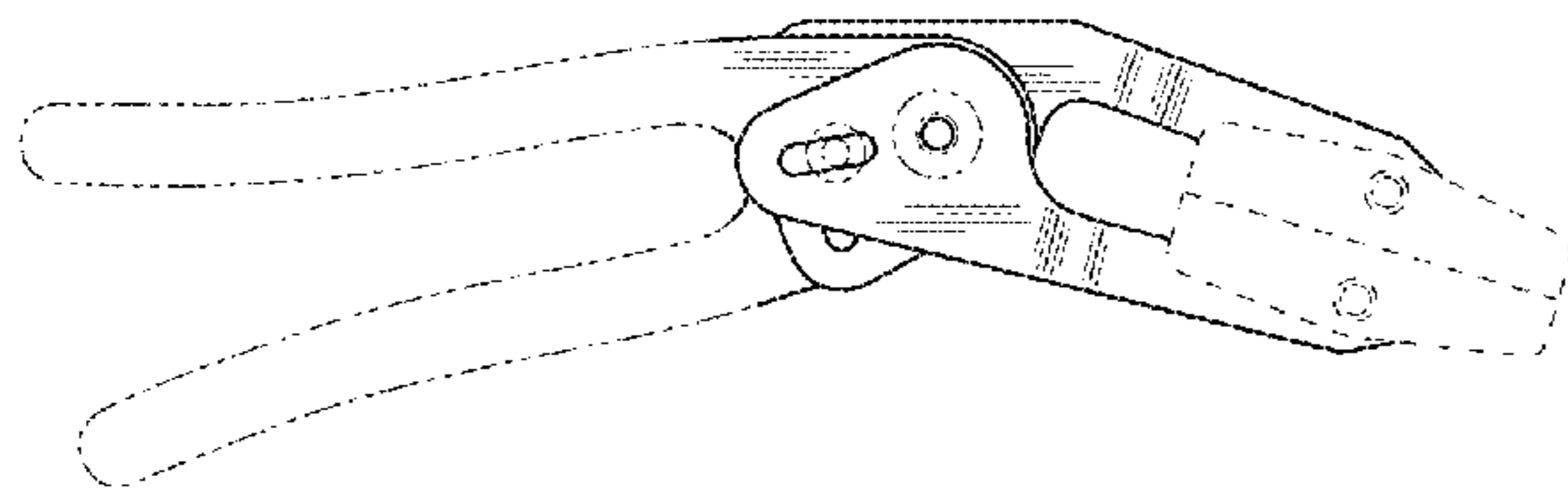
(57) **CLAIM**

The ornamental design for a pinch-off pliers, as shown and described.

**DESCRIPTION**

FIG. 1 is a perspective view of the pinch-off pliers;  
FIG. 2 is another perspective view thereof;  
FIG. 3 is a right side elevation view thereof;  
FIG. 4 is a left side elevation view thereof;  
FIG. 5 is a top plan view thereof;  
FIG. 6 is a bottom plan view thereof;  
FIG. 7 is a front elevation view thereof; and,  
FIG. 8 is a rear elevation view thereof.  
All broken lines illustrate portions of the pinch-off pliers that form no part of the claimed design.

**1 Claim, 2 Drawing Sheets**



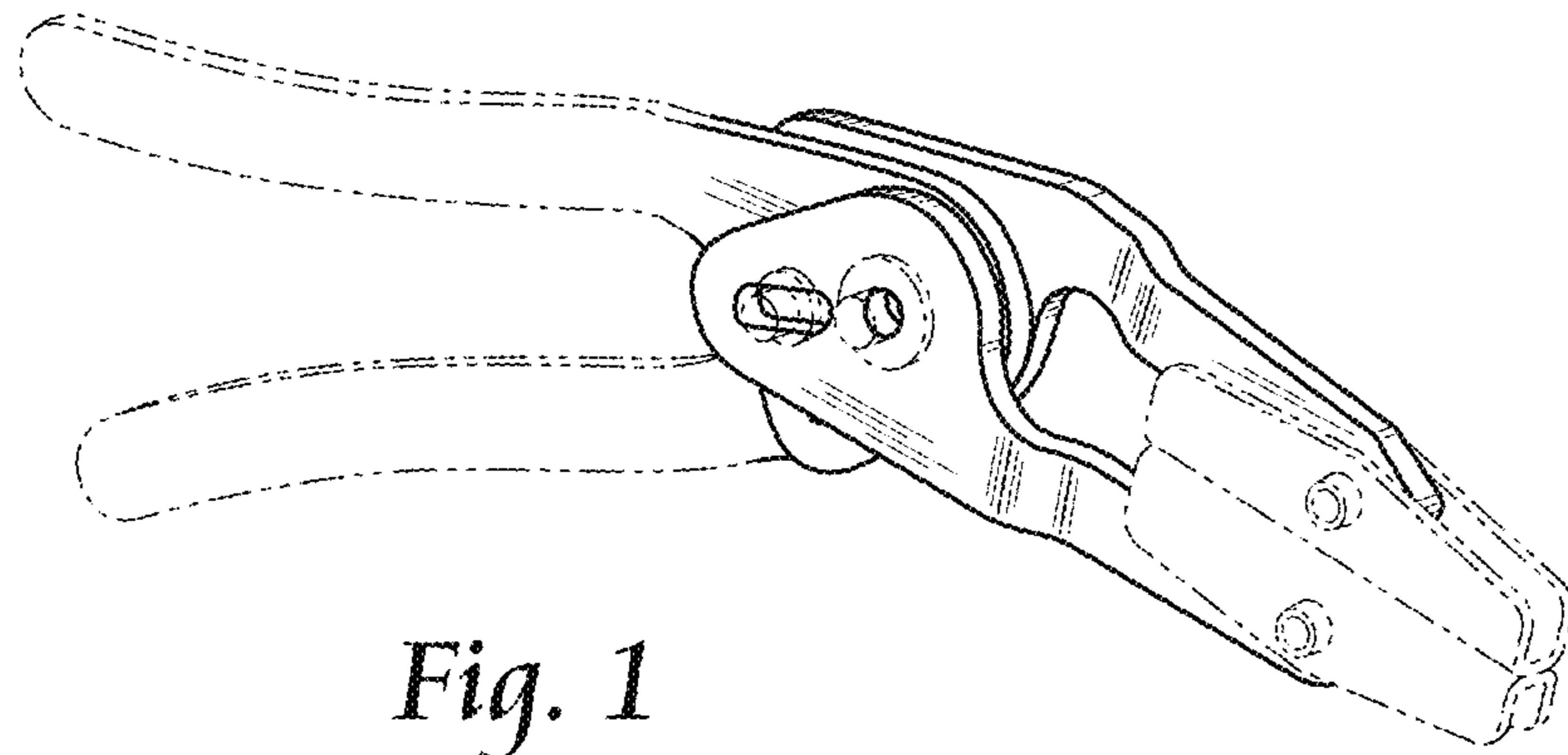
(56)

**References Cited**

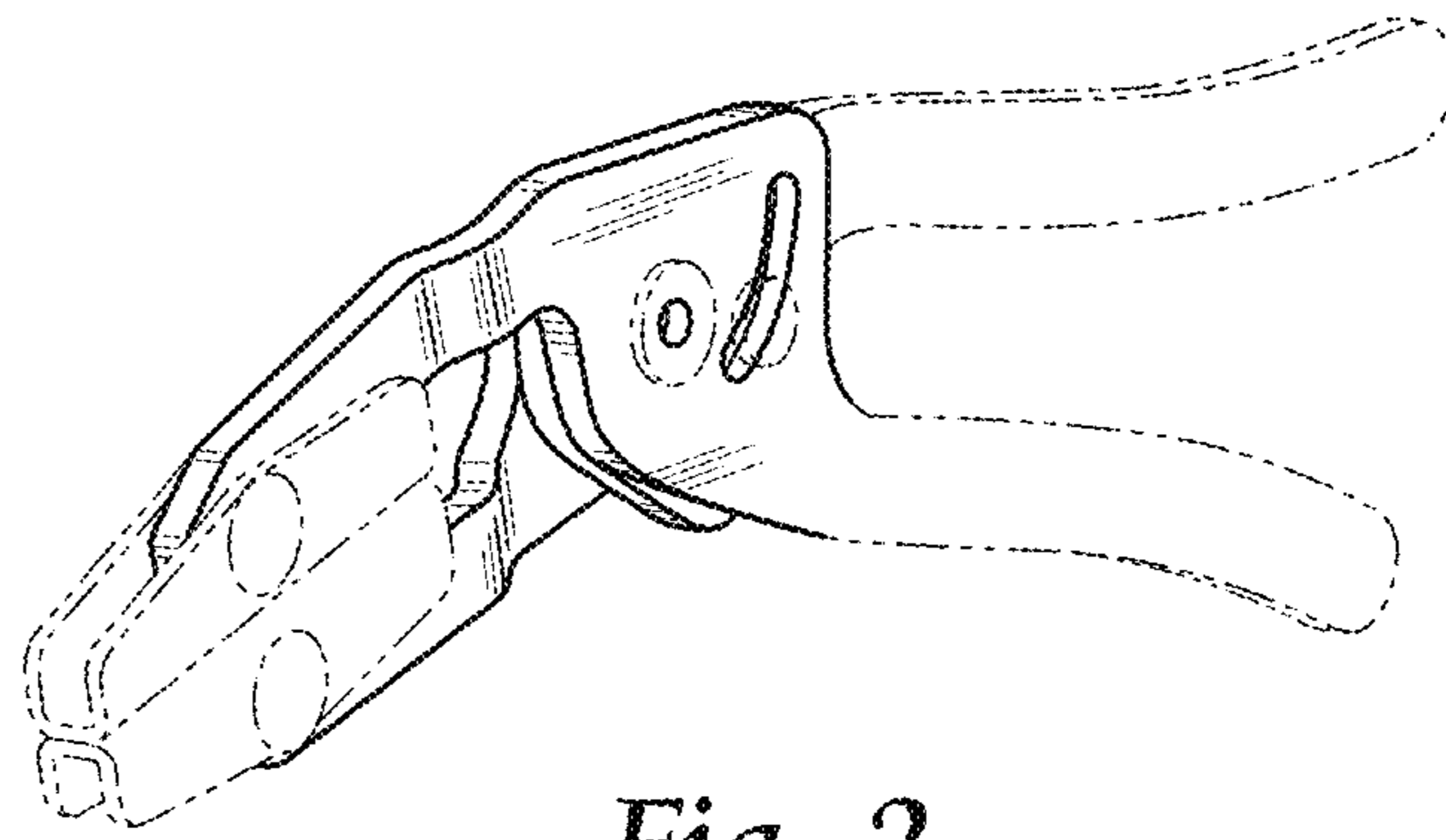
U.S. PATENT DOCUMENTS

9,003,930 B2 \* 4/2015 Mitchell ..... B25B 7/14  
81/319  
D775,503 S \* 1/2017 Ludtke ..... D8/52  
D775,916 S \* 1/2017 Ludtke ..... D8/52  
D775,917 S \* 1/2017 Wu ..... D8/52  
2011/0214538 A1 9/2011 Huang  
2013/0019720 A1 1/2013 Harrison  
2015/0298310 A1 10/2015 Cronin

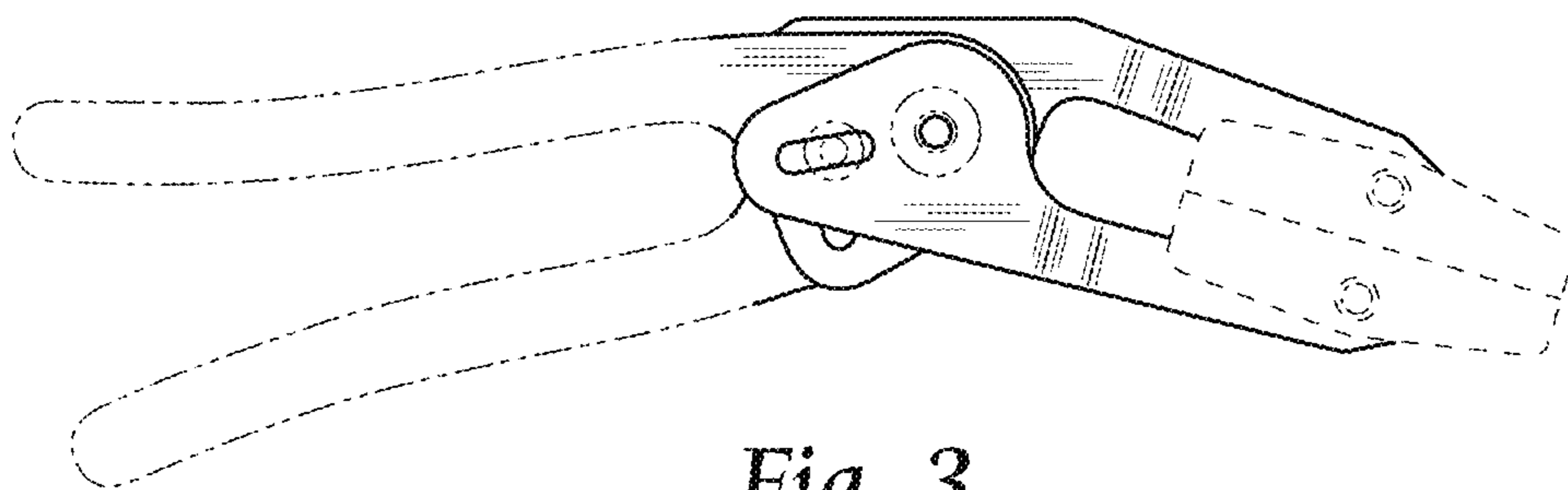
\* cited by examiner



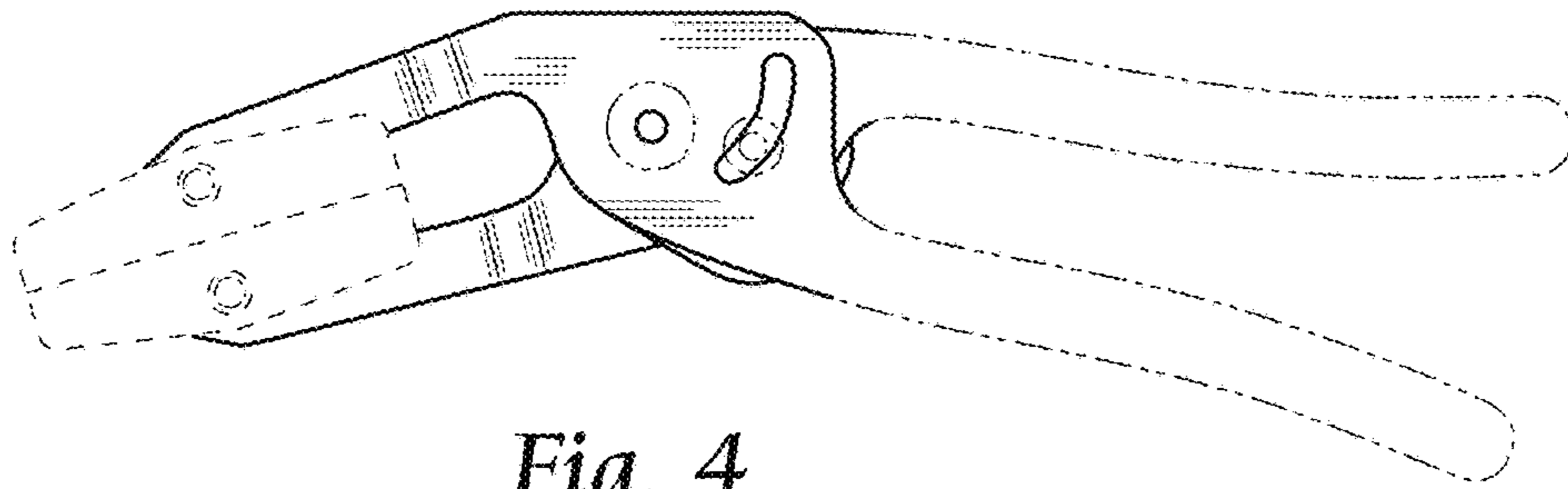
*Fig. 1*



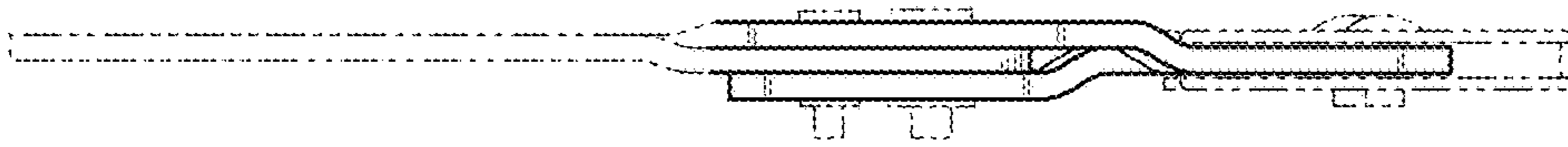
*Fig. 2*



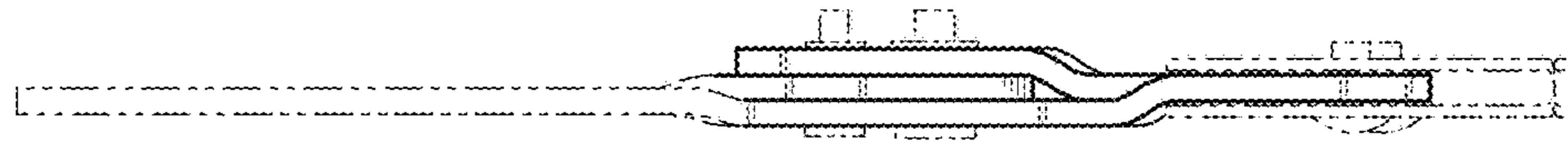
*Fig. 3*



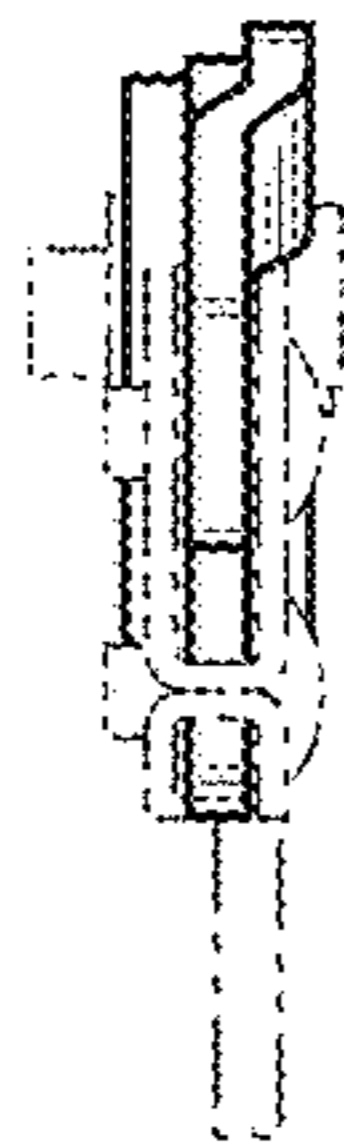
*Fig. 4*



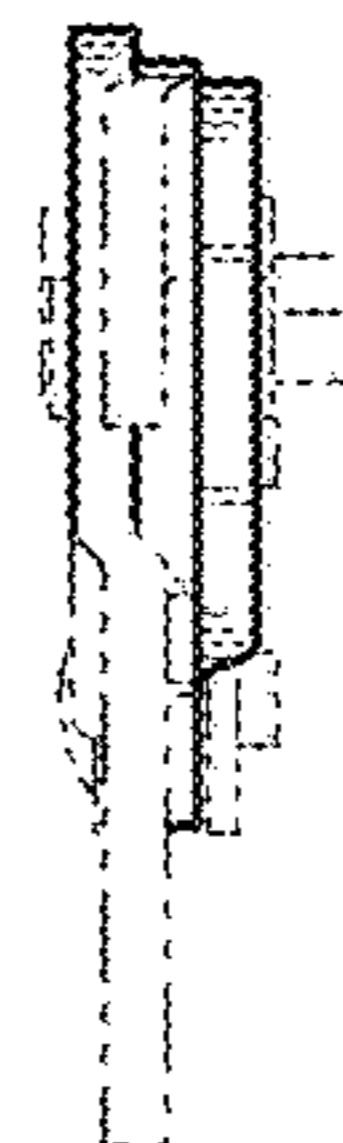
*Fig. 5*



*Fig. 6*



*Fig. 7*



*Fig. 8*