



US00D809867S

(12) **United States Design Patent** (10) **Patent No.:** **US D809,867 S**
Leigh et al. (45) **Date of Patent:** **** Feb. 13, 2018**

(54) **DRINKING VESSEL**
(71) Applicant: **L T Concepts Limited.**, Raglan (NZ)
(72) Inventors: **Nicholas James Leigh**, Raglan (NZ);
Torben Claude Landl, Raglan (NZ)
(73) Assignee: **L T CONCEPTS LIMITED**, Raglan (NZ)

D649,405 S * 11/2011 Lingo D24/224
D711,180 S * 8/2014 Villa D7/300.1
2009/0039037 A1* 2/2009 O'Brien C02F 1/002
210/791

FOREIGN PATENT DOCUMENTS

CN 204270567 U * 4/2015
IN 278799-0001 * 12/2015
WO WO 9929394 A1 * 6/1999 B01D 35/02

(**) Term: **15 Years**

OTHER PUBLICATIONS

(21) Appl. No.: **29/550,036**

How was the idea of a ThirstBat born?, posted at YouTube.com, posted on Jul. 27, 2016, site visited Nov. 30, 2016, <<https://www.youtube.com/watch?v=L2PA7W57qg&feature=youtu.be>>.*
Party in a Bat—The Innovative ThirstBat™ is Kicking off its International Kickstarter Campaign, posted at Prweb.com, posted on Aug. 2, 2016, site visited Nov. 30, 2016, <<http://www.prweb.com/releases/2016/08/prweb13588995.htm>>.*

(22) Filed: **Dec. 30, 2015**

(Continued)

(30) **Foreign Application Priority Data**

Jul. 1, 2015 (NZ) 420396
(51) **LOC (11) Cl.** **07-01**
(52) **U.S. Cl.**
USPC **D7/523**

Primary Examiner — Barbara Fox
Assistant Examiner — Messina L Smith
(74) *Attorney, Agent, or Firm* — Young & Thompson

(58) **Field of Classification Search**
USPC D7/523, 509–510, 300.1, 605, 529, 543,
D7/537–538, 301, 302, 514; D9/516,
D9/544, 562–564, 569, 520, 548
CPC C02F 2307/02; C02F 1/002; A45F 3/16;
A45F 3/18; A45F 2003/163; A45F
2003/166; A45F 2200/0583; B62J 11/00;
B65D 1/0207; B65D 47/30
See application file for complete search history.

(57) **CLAIM**

The ornamental design for a drinking vessel, as shown and described.

DESCRIPTION

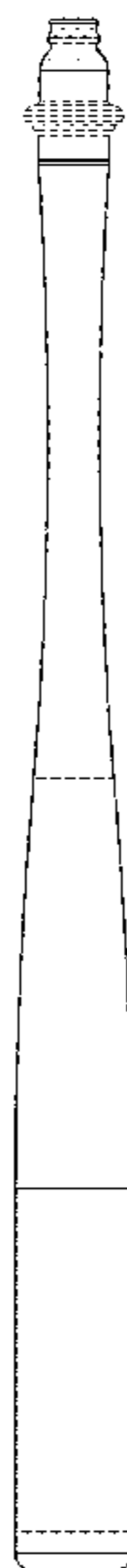
(56) **References Cited**

U.S. PATENT DOCUMENTS

5,501,450 A * 3/1996 Nolan A63B 15/00
473/256
5,674,138 A * 10/1997 Nolan A63B 15/00
473/457
D593,801 S * 6/2009 Wilson D24/114

FIG. 1 is a front, left side and top perspective view of a drinking vessel showing the new design;
FIG. 2 is a left side elevation view thereof;
FIG. 3 is a right side elevation view thereof;
FIG. 4 is a front elevation view thereof, wherein the rear elevation view is a mirror image;
FIG. 5 is an enlarged top plan view thereof; and,
FIG. 6 is an enlarged bottom plan view thereof.
The broken lines in the drawings depict portions of the drinking vessel that form no part of the claimed design.

1 Claim, 6 Drawing Sheets



(56)

References Cited

OTHER PUBLICATIONS

ThirstBat, posted at Kickstarter.com, posted on Aug. 1, 2016, site visited Nov. 30, 2016, <<https://www.kickstarter.com/projects/423469748/thirstbat/updates>>.*

ThirstBat, posted at Twitter.com, posted on Jan. 2016, site visited Nov. 30, 2016, <https://twitter.com/thirst_bat>.*

www.thedizzybat.com; Newsletter from web site; dated Mar. 30, 2016; pp. 1-12.

* cited by examiner

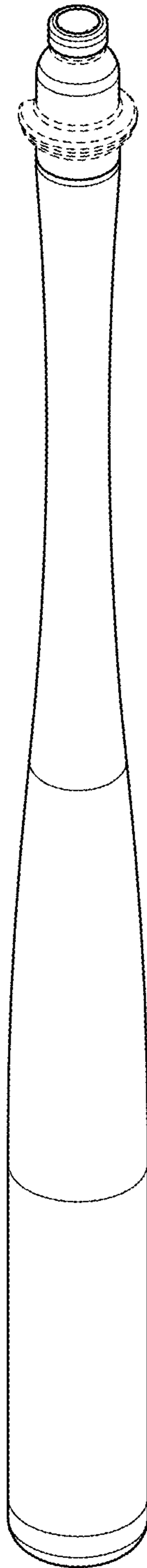


FIG.1

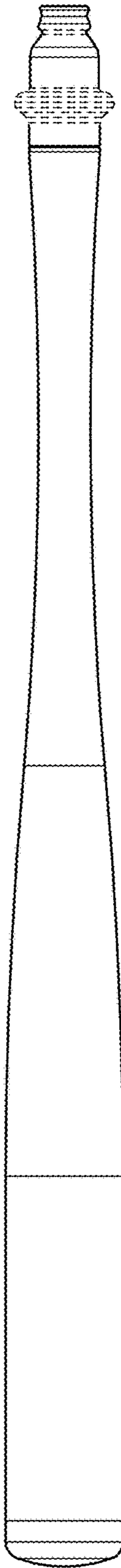


FIG.2

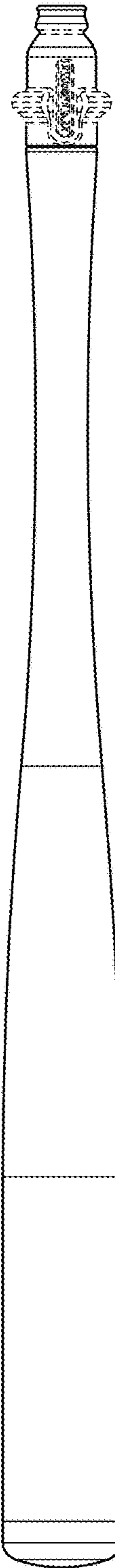


FIG.3

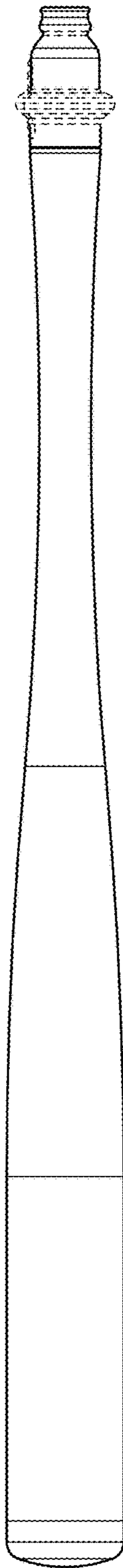


FIG.4

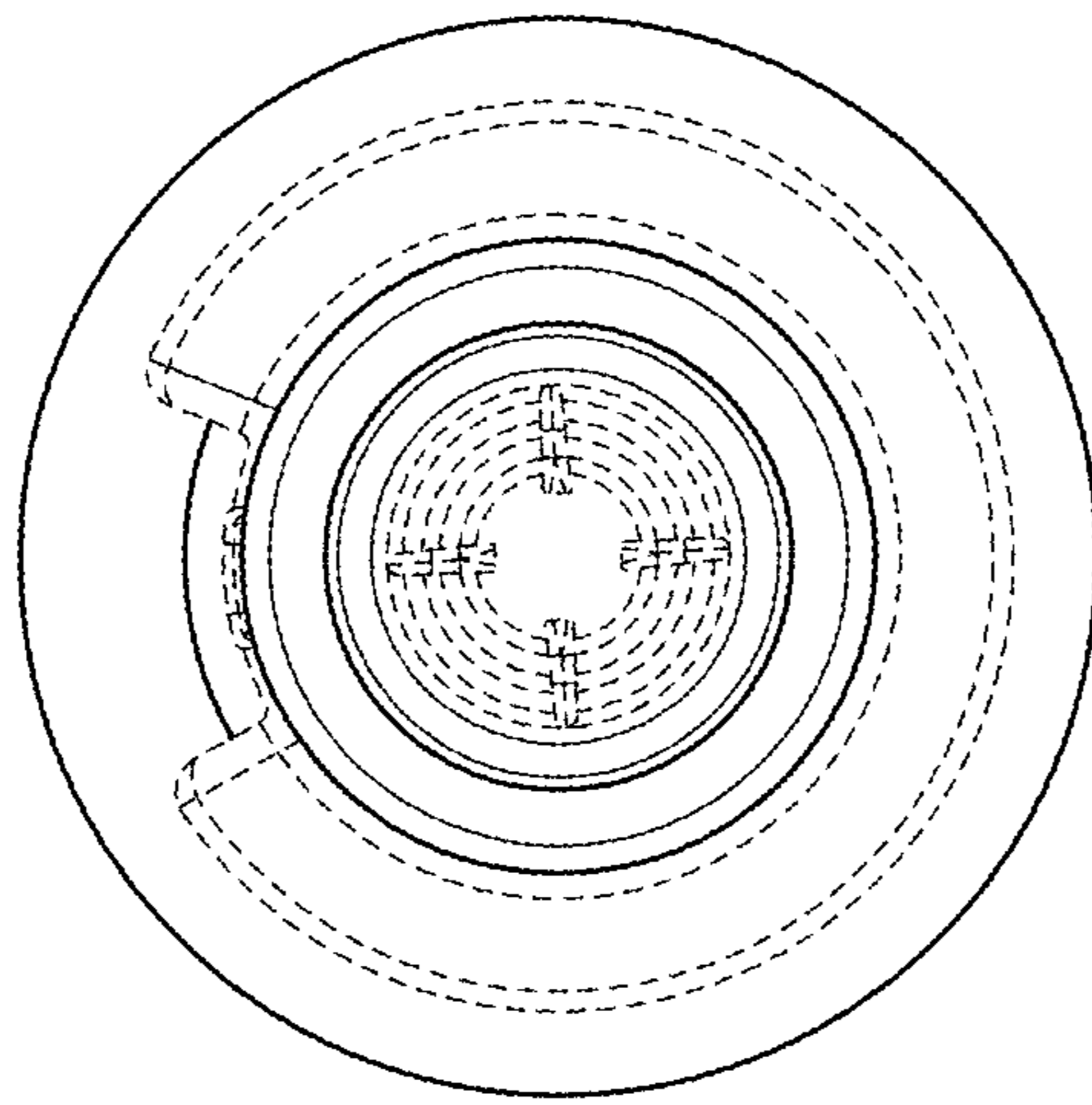


FIG.5

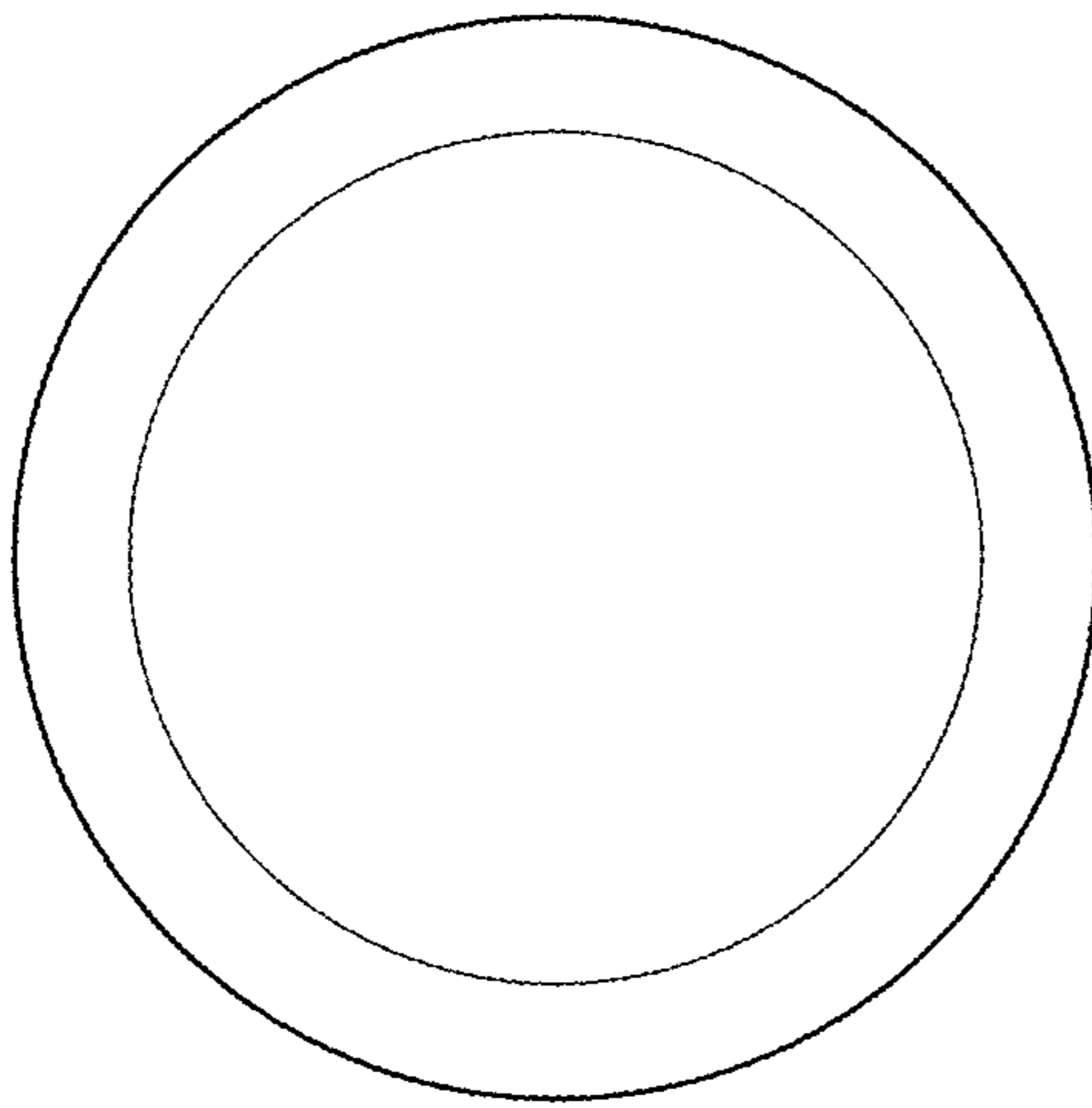


FIG.6