

US00D809823S

(12) **United States Design Patent**
Lu

(10) **Patent No.:** **US D809,823 S**
(45) **Date of Patent:** **** Feb. 13, 2018**

- (54) **ANTI-FATIGUE MAT**
- (71) Applicant: **Xiamen Sheep Anti-Fatigue Mat Co., Ltd.**, Xiamen (CN)
- (72) Inventor: **Xiangyang Lu**, Xiamen (CN)
- (73) Assignee: **XIAMEN SHEEP ANTI-FATIGUE MAT CO., LTD.**, Xiamen (CN)
- (**) Term: **15 Years**
- (21) Appl. No.: **29/591,638**
- (22) Filed: **Jan. 23, 2017**
- (51) **LOC (11) Cl.** **06-11**
- (52) **U.S. Cl.**
USPC **D6/582**
- (58) **Field of Classification Search**
USPC D6/582-588, 592, 601; D7/637;
D21/662, 671, 687, 726, 792; D23/261;
D24/212; D32/56, 57
CPC A47G 27/02; A47G 27/0212; A47G
27/0218; A47G 27/0225; A47G 27/0231;
A47G 27/0237; A47G 9/062; A47K
7/026; A47L 23/263; A47L 23/266; A61H
2205/12; A63B 21/4037; A63B 21/4039;
A63B 6/00; A63D 15/105; G09B 19/0015
See application file for complete search history.

- (56) **References Cited**
U.S. PATENT DOCUMENTS
2,820,454 A * 1/1958 Wright A61H 7/001
482/79
4,715,743 A * 12/1987 Schmanski A61H 3/066
116/205
D367,199 S * 2/1996 Graebe D6/596

- D371,267 S * 7/1996 Ivy 5/653
- D543,765 S * 6/2007 Allen D6/582
- D655,118 S * 3/2012 Zabel D6/582
- D723,303 S * 3/2015 Malik D6/601
- D759,402 S * 6/2016 Thomas D6/601
- 2002/0099313 A1* 7/2002 Robbins, III A47G 27/0206
601/136
- 2009/0139017 A1* 6/2009 Anderson A47G 27/0225
4/251.1
- 2012/0028764 A1* 2/2012 Miller A63B 21/00189
482/44
- 2013/0269112 A1* 10/2013 Legare A47G 9/062
5/648
- 2016/0174745 A1* 6/2016 Feeley A47G 27/0231
428/80

* cited by examiner

Primary Examiner — Celia Murphy
Assistant Examiner — Clare Ann Gannon
(74) *Attorney, Agent, or Firm* — Gokalp Bayramoglu


(57) **CLAIM**

The ornamental design for an anti-fatigue mat, as shown and described.

DESCRIPTION

FIG. 1 is a perspective view of the anti-fatigue mat showing my new design;
FIG. 2 is a top plan view thereof.
FIG. 3 is a bottom plan view thereof.
FIG. 4 is a rear elevational view thereof.
FIG. 5 is a front elevational view thereof; and,
FIG. 6 is a right side view thereof, the left side being a mirror image.
The broken lines shown in FIG. 3 depict portions of the anti-fatigue mat that form no part of the claimed design.

1 Claim, 6 Drawing Sheets






Fig. 1




Fig. 2

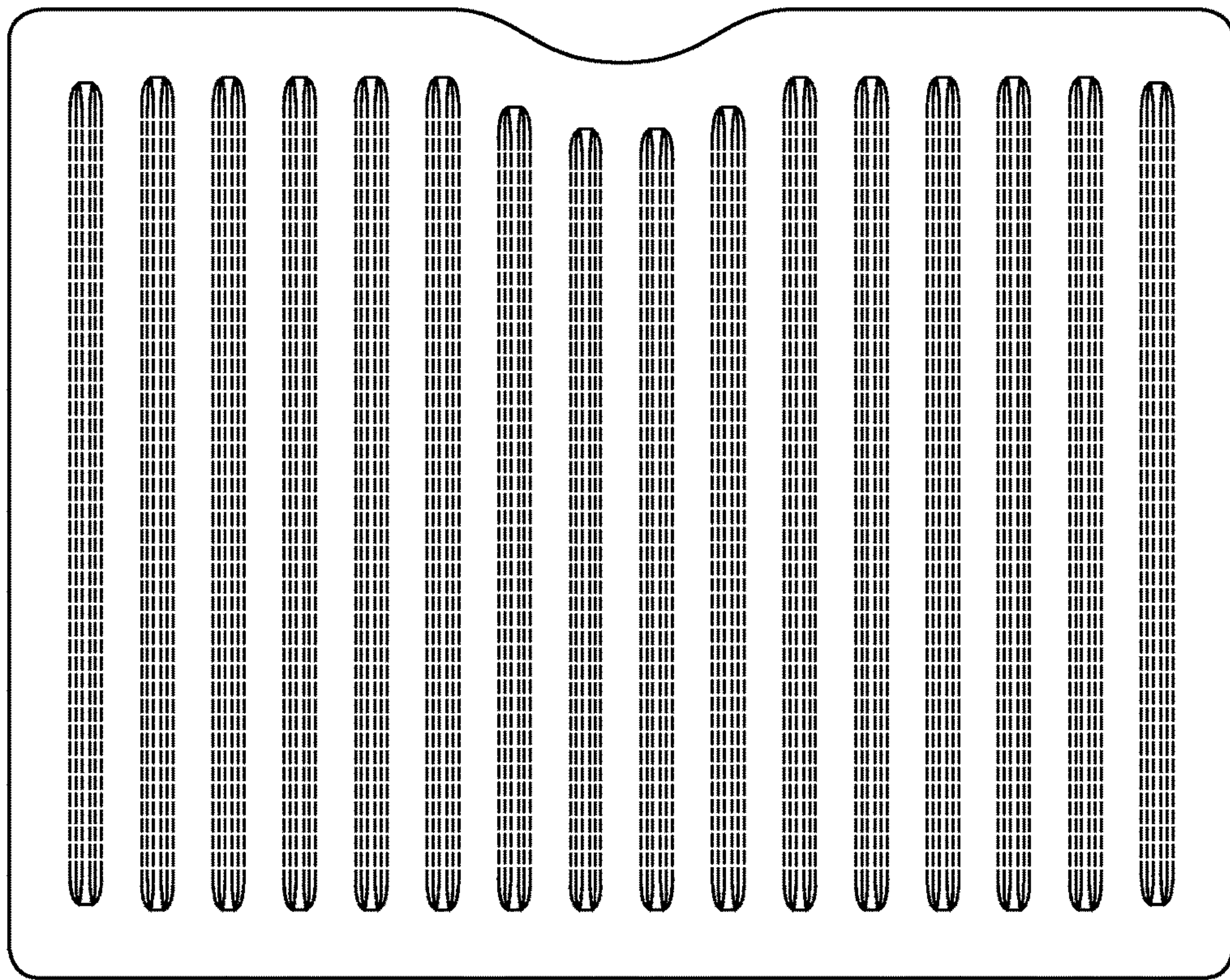


Fig. 3

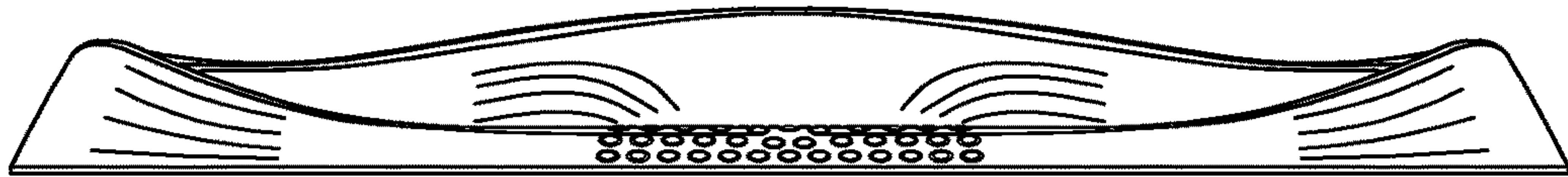


Fig. 4




Fig. 5



Fig. 6