



US00D809805S

(12) **United States Design Patent**
Ericksen

(10) **Patent No.:** **US D809,805 S**

(45) **Date of Patent:** **** Feb. 13, 2018**

(54) **SHEET MATERIAL**

(71) Applicant: **Sven Kristian Frederick Ericksen**,
Wellington (NZ)

(72) Inventor: **Sven Kristian Frederick Ericksen**,
Wellington (NZ)

(**) Term: **15 Years**

(21) Appl. No.: **29/558,748**

(22) Filed: **Mar. 21, 2016**

(30) **Foreign Application Priority Data**

Sep. 22, 2015 (NZ) 420728

(51) **LOC (11) Cl.** **05-06**

(52) **U.S. Cl.**
USPC **D5/99**

(58) **Field of Classification Search**

USPC ... D5/6, 7, 8, 16, 25, 32, 37, 39, 43, 47, 53,
D5/56, 57, 60, 61, 62, 66, 99, 59, 45, 3,
D5/4, 63; D19/1, 5; D20/27, 28;
D25/138, 150, 151, 156; D9/433

CPC B44F 3/00; B44F 7/00; D03D 3/00; D03D
9/00; D03D 15/00; D06N 7/00; D21H
5/02; D21H 27/02; D21F 1/0027

See application file for complete search history.

(56) **References Cited**

U.S. PATENT DOCUMENTS

D30,385 S * 3/1899 Elias D9/433
D82,657 S * 12/1930 Bolton D25/161
D82,970 S * 1/1931 Bolton D25/138
D119,661 S * 3/1940 Rehfeld D5/3
D289,263 S * 4/1987 Rusnock D9/433
D305,439 S * 1/1990 Spendier D19/1
5,171,014 A * 12/1992 Hsieh A63F 9/12
273/157 R

5,311,689 A * 5/1994 Lindsey G09F 3/005
224/267
5,526,931 A * 6/1996 White B65D 73/0007
206/388
5,570,971 A * 11/1996 Rixen E04B 2/7427
16/354
5,605,486 A * 2/1997 Zheng A63F 9/12
273/156
5,860,650 A * 1/1999 Scobbie A63F 9/088
273/157 R
D427,689 S * 7/2000 Doyle D24/128
6,109,329 A * 8/2000 Russo A47B 47/0075
160/135
D437,644 S * 2/2001 Russo D25/138
D455,347 S * 4/2002 Robinson D9/433
D464,075 S * 10/2002 Chen D16/306
D468,574 S * 1/2003 Moore D6/613
D493,828 S * 8/2004 Edwards D19/1
D532,529 S * 11/2006 Kauranen D25/138
D546,384 S * 7/2007 Connors D19/1
D561,261 S * 2/2008 Feibelman D20/22
D594,561 S * 6/2009 Freeland D24/189
D620,149 S * 7/2010 Rhee D25/138

(Continued)

Primary Examiner — Karen S Acker

(74) *Attorney, Agent, or Firm* — Birch, Stewart, Kolasch
& Birch, LLP

(57)

CLAIM

The ornamental design for a sheet material, as shown and
described.

DESCRIPTION


FIG. 1 is a front, right perspective view of the sheet material
showing my new design;

FIG. 2 is a top plan view thereof, the bottom plan view being
an identical image thereof;

FIG. 3 is a left side view thereof, the right side view being
an identical image thereof; and,

FIG. 4 is a front view thereof, the rear view being an
identical image thereof.

1 Claim, 3 Drawing Sheets



(56)

References Cited

U.S. PATENT DOCUMENTS

D638,591 S * 5/2011 Spurgeon D30/161
D649,255 S * 11/2011 Kase D24/189
8,628,089 B2 * 1/2014 Knell A63F 9/12
273/157 R
D700,237 S * 2/2014 Mayer D19/2
8,845,381 B2 * 9/2014 Ziegler A63H 33/08
446/108
D733,797 S * 7/2015 Pryor D19/1
D772,339 S * 11/2016 Wessel, IV D20/27
D774,199 S * 12/2016 Kelly D24/189
D781,702 S * 3/2017 Sanfilippo D9/433
2010/0178839 A1 * 7/2010 Khattah Omar A63H 33/16
446/120

* cited by examiner




FIG.1

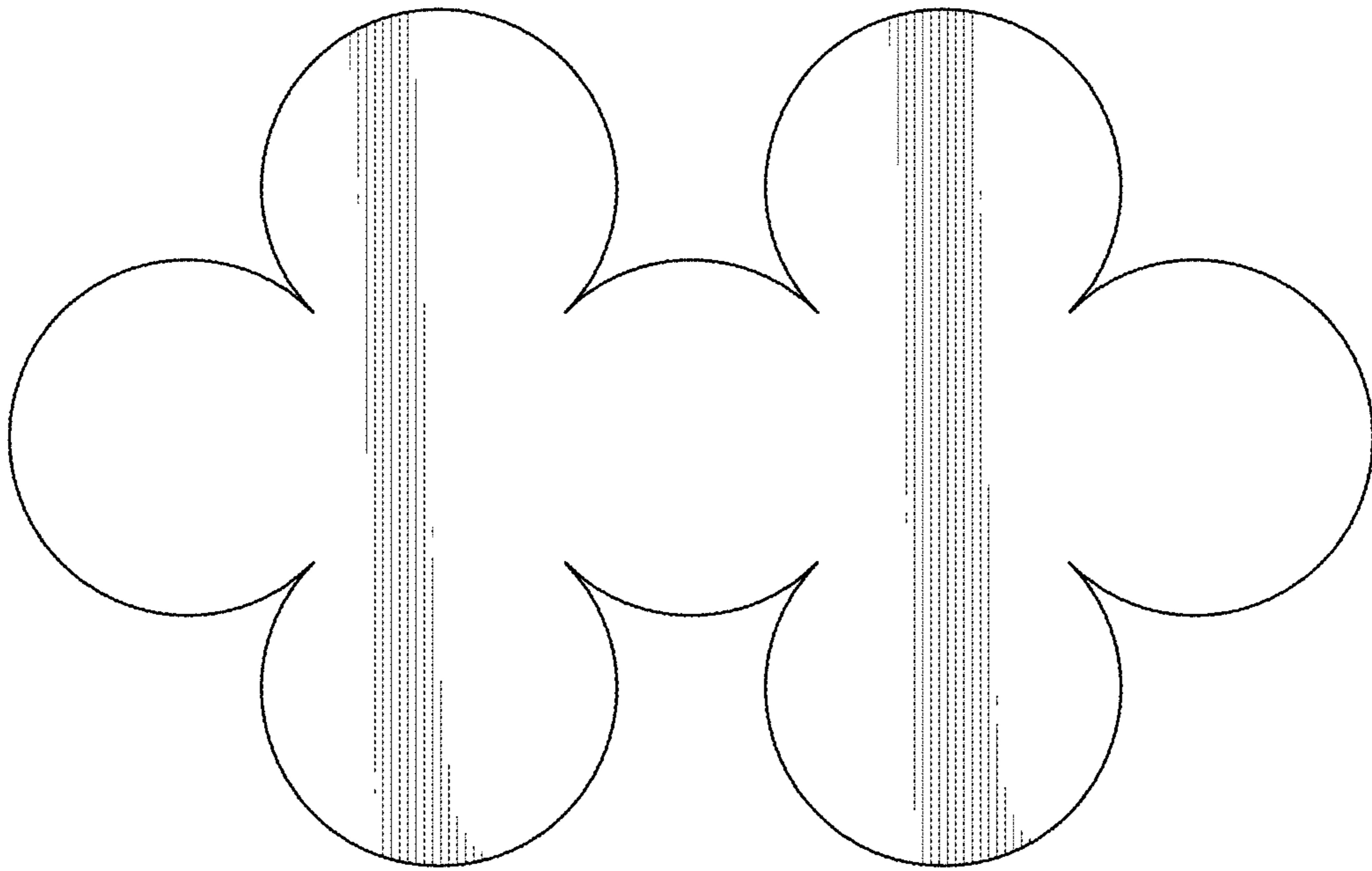


FIG.2




FIG.3



FIG.4