



US00D809804S

(12) **United States Design Patent** (10) **Patent No.:** **US D809,804 S**  
**Tai et al.** (45) **Date of Patent:** **\*\* Feb. 13, 2018**

(54) **COMPOSITE SUBSTRATE FOR ACOUSTIC WAVE DEVICE**

(56) **References Cited**

(71) Applicant: **NGK INSULATORS, LTD.**, Aichi-ken (JP)

U.S. PATENT DOCUMENTS

(72) Inventors: **Tomoyoshi Tai**, Aichi-ken (JP); **Yuji Hori**, Aichi-ken (JP)

2,492,618 A \* 12/1949 Bowie ..... H01J 25/12 315/5.36

(73) Assignee: **NGK INSULATORS, LTD.**, Aichi-ken (JP)

D214,233 S \* 5/1969 Mox ..... D5/7  
 3,498,010 A \* 3/1970 Hagihara ..... B24D 13/14 451/527

(\*\*) Term: **15 Years**

D267,220 S \* 12/1982 Cronheim ..... D27/108  
 D356,747 S \* 3/1995 Yuen ..... D10/106.6  
 D357,388 S \* 4/1995 Gaffin ..... D7/625  
 5,989,114 A \* 11/1999 Donahue ..... B24D 7/14 451/542

(21) Appl. No.: **29/529,571**

D459,094 S \* 6/2002 Stone ..... D6/309  
 D483,574 S \* 12/2003 Wanek ..... D6/309  
 6,887,141 B1 \* 5/2005 Lin ..... B24B 45/006 451/356

(22) Filed: **Jun. 9, 2015**

D513,940 S \* 1/2006 Kolflat ..... D7/624.1  
 D529,000 S \* 9/2006 Ishii ..... D13/182  
 D532,142 S \* 11/2006 Matsui ..... D26/138  
 D537,299 S \* 2/2007 Mason ..... D7/624.1  
 D541,595 S \* 5/2007 Barnes ..... D7/624.1  
 D544,452 S \* 6/2007 Nakamura ..... D13/182  
 D555,112 S \* 11/2007 Yen ..... D13/180  
 D575,169 S \* 8/2008 Wakamatsu ..... D10/46  
 D577,208 S \* 9/2008 Thompson ..... D6/309  
 D577,690 S \* 9/2008 Shida ..... D13/180  
 D591,096 S \* 4/2009 Lubart ..... D6/582  
 7,514,841 B1 \* 4/2009 Cobianu ..... G01L 3/10 29/25.35

(30) **Foreign Application Priority Data**

Dec. 17, 2014 (JP) ..... 2014-028113  
 Dec. 17, 2014 (JP) ..... 2014-028114  
 Dec. 17, 2014 (JP) ..... 2014-028115  
 Dec. 17, 2014 (JP) ..... 2014-028116  
 Dec. 17, 2014 (JP) ..... 2014-028117  
 Dec. 17, 2014 (JP) ..... 2014-028118  
 Dec. 17, 2014 (JP) ..... 2014-028119  
 Dec. 17, 2014 (JP) ..... 2014-028120

D603,726 S \* 11/2009 Watanabe ..... D10/46  
 7,667,369 B2 \* 2/2010 Haskell ..... G01H 11/08 310/154.04

(51) **LOC (11) Cl.** ..... **05-06**

D614,593 S \* 4/2010 Lee ..... D13/182  
 7,740,928 B2 \* 6/2010 Mehta ..... C09J 7/026 428/131

(52) **U.S. Cl.** ..... **D5/99**  
 USPC .....

D639,534 S \* 6/2011 Cho ..... D2/891  
 D658,451 S \* 5/2012 Jost ..... D7/624.1  
 D658,604 S \* 5/2012 Egawa ..... D13/180  
 8,240,015 B2 \* 8/2012 Sakashita ..... H03H 3/02 29/25.35

(58) **Field of Classification Search**

USPC ..... D5/4, 5, 7, 8, 10, 14, 16, 20, 22, 26, 32, D5/36, 40, 41, 43-45, 47, 56-63, 53, 1, D5/3; D6/582, 584, 587, 588, 592; D25/138, 149, 151; D32/40; 310/313 R, 310/313 A; D13/102, 117, 179, 180, 182  
 CPC . B32B 5/024; B32B 5/266; B44F 1/00; B44F 1/08; B44F 3/00; B44F 5/00; B44F 9/00; B44F 9/02; B44F 9/04; B44F 11/06; D03D 1/00; D04H 1/00; D03D 25/00; D10B 2503/00; D21F 1/12; D21F 1/0054  
 See application file for complete search history.

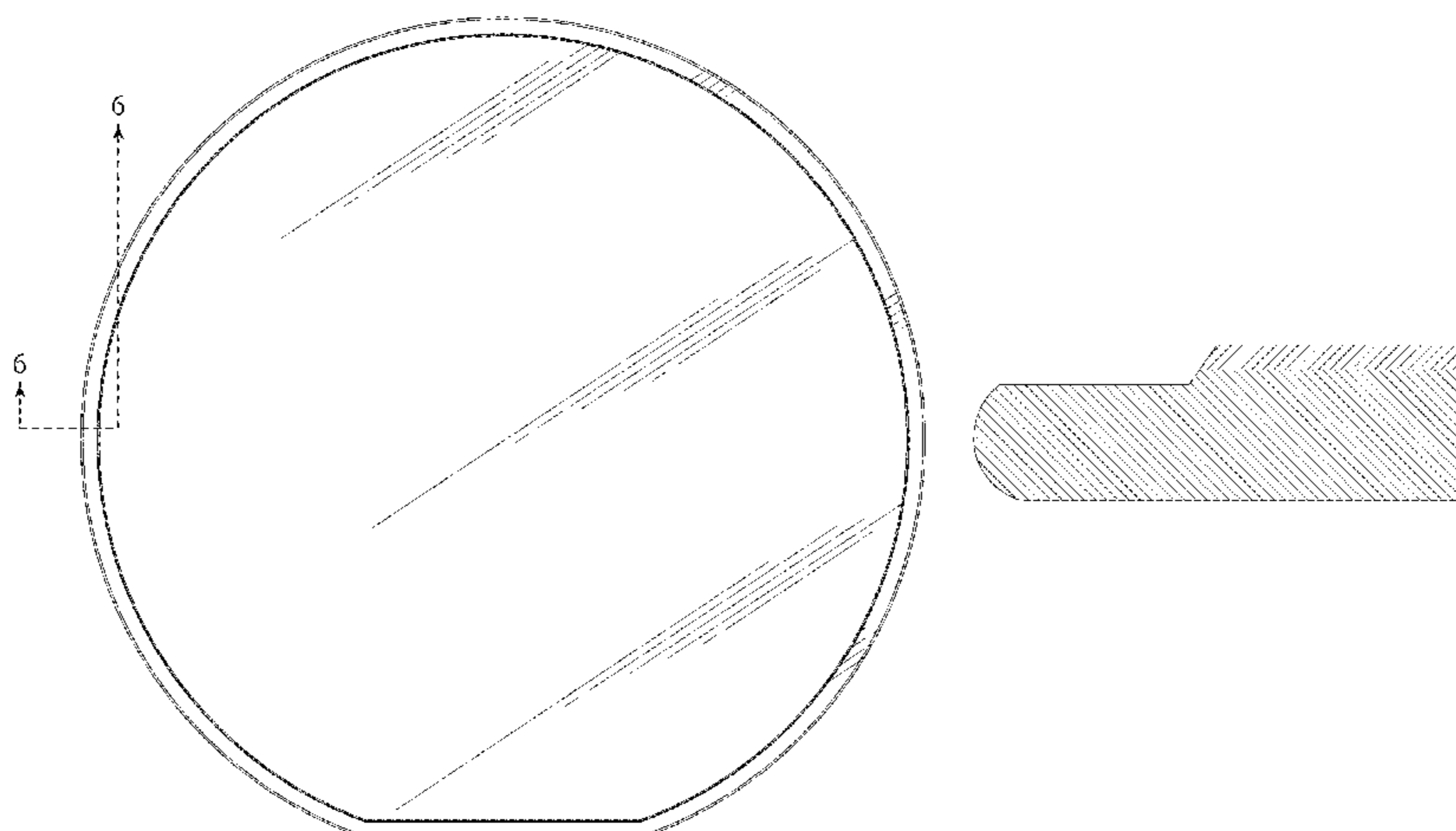
8,264,303 B2 \* 9/2012 Suzuki ..... H03H 9/02015 310/313 A

8,288,918 B2 \* 10/2012 Suzuki ..... H03H 9/0585 310/313 R

8,421,314 B2 \* 4/2013 Kobayashi ..... H03H 3/02 310/313 A

8,587,183 B2 \* 11/2013 Chen ..... H03H 3/007 310/313 R

8,614,535 B2 \* 12/2013 Tsuji ..... C04B 35/443 29/25.35



D700,584 S *	3/2014	Bhat	.....	D13/180
D701,507 S *	3/2014	Cope	.....	D14/374
8,773,000 B2 *	7/2014	Shimizu	.....	H03H 3/08 310/313 A
8,866,365 B2 *	10/2014	Hori	.....	H03H 3/02 310/313 R
D720,313 S *	12/2014	Flynn	.....	D13/182
8,981,531 B2 *	3/2015	Iwasaki	.....	H01L 21/76251 257/618
D739,106 S *	9/2015	Hoying	.....	D32/40
9,159,901 B2 *	10/2015	Hori	.....	H03H 9/02834
D757,453 S *	5/2016	Palomba	.....	D6/309
9,390,955 B2 *	7/2016	Takagaki	.....	H01L 21/683
D784,253 S *	4/2017	Aiken	.....	D13/102
2001/0051245 A1 *	12/2001	Seifert	.....	B62D 25/06 428/40.1
2008/0236504 A1 *	10/2008	Silverman	.....	A01K 1/0107 119/169
2010/0156241 A1 *	6/2010	Suzuki	.....	H03H 9/0585 310/325
2010/0244631 A1 *	9/2010	Kobayashi	.....	H03H 3/02 310/346
2011/0041987 A1 *	2/2011	Hori	.....	H01L 21/6836 156/153
2011/0053470 A1 *	3/2011	Kato	.....	B24B 41/067 451/63
2012/0126669 A1 *	5/2012	Kobayashi	.....	H03H 3/08 310/367
2014/0145558 A1 *	5/2014	Hori	.....	H03H 3/02 310/313 R
2015/0042207 A1 *	2/2015	Hori	.....	H03H 9/02834 310/313 R
2015/0102707 A1 *	4/2015	Hori	.....	H01L 41/081 310/348
2016/0082240 A1 *	3/2016	Ueno	.....	A61K 9/0021 604/46

FOREIGN PATENT DOCUMENTS

JP	2010-171955 A	8/2010
JP	2010232725 A *	10/2010
JP	2011071967 A *	4/2011
JP	2011135535 A *	7/2011
JP	2011254354 A *	12/2011
JP	2012010054 A *	1/2012
JP	2012-147424 A	8/2012

OTHER PUBLICATIONS

Notification of Reasons for Refusal for Japanese Patent App. No. 2014-028113 (dated Nov. 4, 2015) with English language translation thereof.

Notification of Reasons for Refusal for Japanese Patent App. No. 2014-028114 (dated Nov. 4, 2015) with English language translation thereof.

Notification of Reasons for Refusal for Japanese Patent App. No. 2014-028115 (dated Nov. 4, 2015) with English language translation thereof.

Notification of Reasons for Refusal for Japanese Patent App. No. 2014-028116 (dated Nov. 4, 2015) with English language translation thereof.

Notification of Reasons for Refusal for Japanese Patent App. No. 2014-028117 (dated Nov. 4, 2015) with English language translation thereof.

Notification of Reasons for Refusal for Japanese Patent App. No. 2014-028118 (dated Nov. 4, 2015) with English language translation thereof.

Notification of Reasons for Refusal for Japanese Patent App. No. 2014-028119 (dated Nov. 4, 2015) with English language translation thereof.

Notification of Reasons for Refusal for Japanese Patent App. No. 2014-028120 (dated Nov. 4, 2015) with English language translation thereof.

Office Action from Japanese Patent App. No. 2014-28113 (dated Dec. 20, 2016) with English language translation thereof.

Office Action from Japanese Patent App. No. 2014-28115 (dated Dec. 20, 2016) with English language translation thereof.

Office Action from Japanese Patent App. No. 2014-28118 (dated Dec. 20, 2016) with English language translation thereof.

Office Action from Japanese Patent App. No. 2014-28120 (dated Dec. 20, 2016) with English language translation thereof.

Office Action issued in Japanese Patent App. No. 2014-28118 dated Jul. 4, 2017 with English language translation thereof.

\* cited by examiner

*Primary Examiner* — Karen S Acker  
(74) *Attorney, Agent, or Firm* — Cermak Nakajima & McGowan LLP; Tomoko Nakajima

(57) CLAIM

The ornamental design for a composite substrate for acoustic wave device, as shown and described.

DESCRIPTION

FIG. 1 is a front view of a first embodiment of a composite substrate for acoustic wave device showing our new design; FIG. 2 is a back view thereof; FIG. 3 is a top view thereof; FIG. 4 is a bottom view thereof; FIG. 5 is a right view thereof; a left view thereof being a right-and-left-reversed image; FIG. 6 is an enlarged cross-sectional view of the edge portion indicated by line 6-6 in FIG. 1; FIG. 7 is a front view of a second embodiment of a composite substrate for acoustic wave device showing our new design; FIG. 8 is a back view thereof; FIG. 9 is a top view thereof; FIG. 10 is a bottom view thereof; FIG. 11 is a right view thereof; a left view thereof being a right-and-left-reversed image; FIG. 12 is an enlarged cross-sectional view of the edge portion indicated by line 12-12 in FIG. 7; FIG. 13 is a front view of a third embodiment of a composite substrate for acoustic wave device showing our new design; FIG. 14 is a back view thereof; FIG. 15 is a top view thereof; FIG. 16 is a bottom view thereof; FIG. 17 is a right view thereof; a left view thereof being a right-and-left-reversed image; FIG. 18 is an enlarged cross-sectional view of the edge portion indicated by line 18-18 in FIG. 13; FIG. 19 is a front view of a fourth embodiment of a composite substrate for acoustic wave device showing our new design; FIG. 20 is a back view thereof; FIG. 21 is a top view thereof; FIG. 22 is a bottom view thereof; FIG. 23 is a right view thereof; a left view thereof being a right-and-left-reversed image; FIG. 24 is an enlarged cross-sectional view of the edge portion indicated by line 24-24 in FIG. 19; FIG. 25 is a front view of a fifth embodiment of a composite substrate for acoustic wave device showing our new design; FIG. 26 is a back view thereof; FIG. 27 is a top view thereof;

FIG. 28 is a bottom view thereof;  
FIG. 29 is a right view thereof; a left view thereof being a right-and-left-reversed image;  
FIG. 30 is an enlarged cross-sectional view of the edge portion indicated by line 30-30 in FIG. 25;  
FIG. 31 is a front view of a sixth embodiment of a composite substrate for acoustic wave device showing our new design;  
FIG. 32 is a back view thereof;  
FIG. 33 is a top view thereof;  
FIG. 34 is a bottom view thereof;  
FIG. 35 is a right view thereof; a left view thereof being a right-and-left-reversed image;  
FIG. 36 is an enlarged cross-sectional view of the edge portion indicated by line 36-36 in FIG. 31;  
FIG. 37 is a front view of a seventh embodiment of a composite substrate for acoustic wave device showing our new design;  
FIG. 38 is a back view thereof;  
FIG. 39 is a top view thereof;  
FIG. 40 is a bottom view thereof;  
FIG. 41 is a right view thereof; a left view thereof being a right-and-left-reversed image; and,  
FIG. 42 is an enlarged cross-sectional view of the edge portion indicated by line 42-42 in FIG. 37.

**1 Claim, 42 Drawing Sheets**

FIG. 1

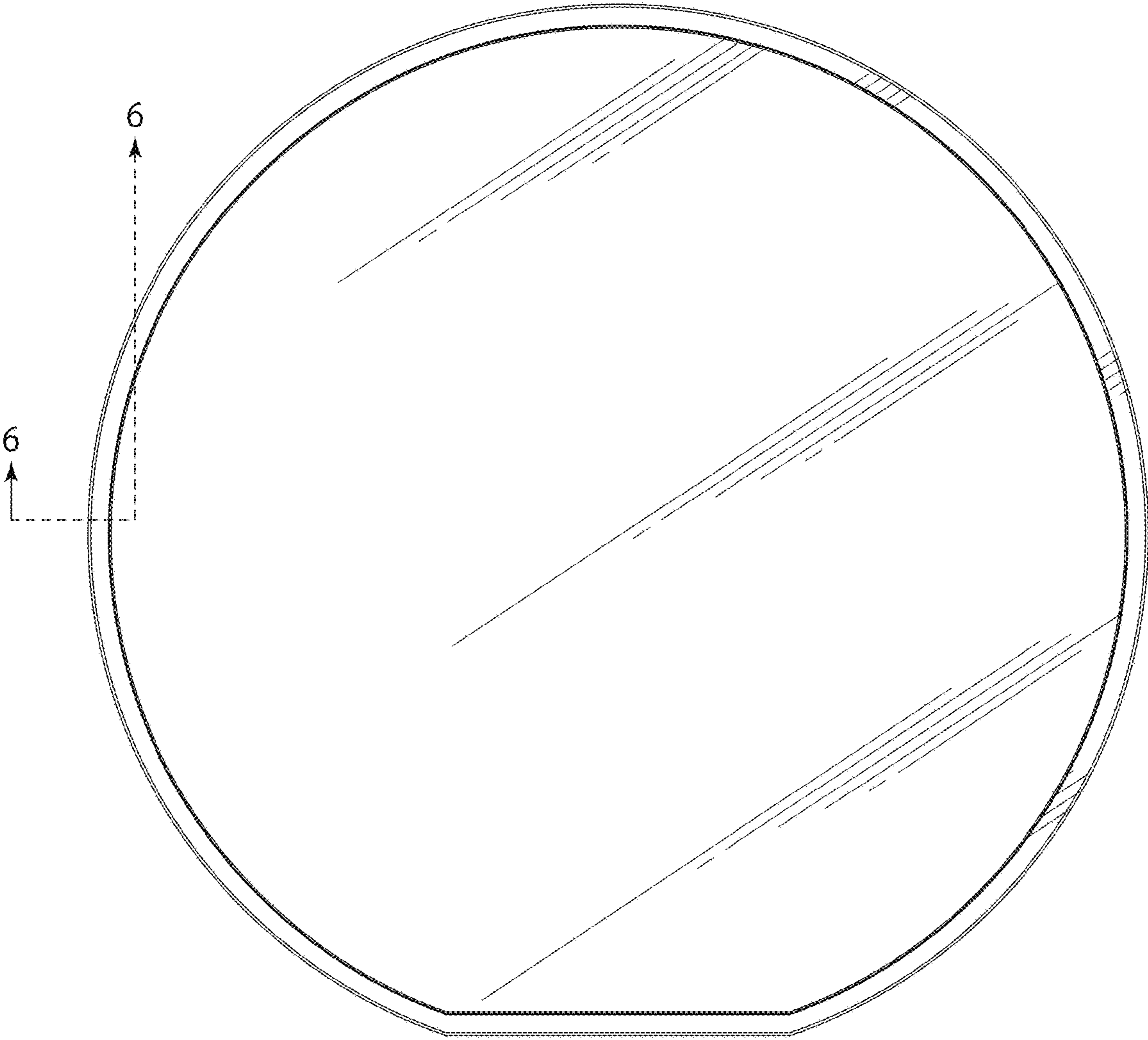


FIG. 2




FIG. 3





FIG. 4



# FIG. 5





FIG. 6

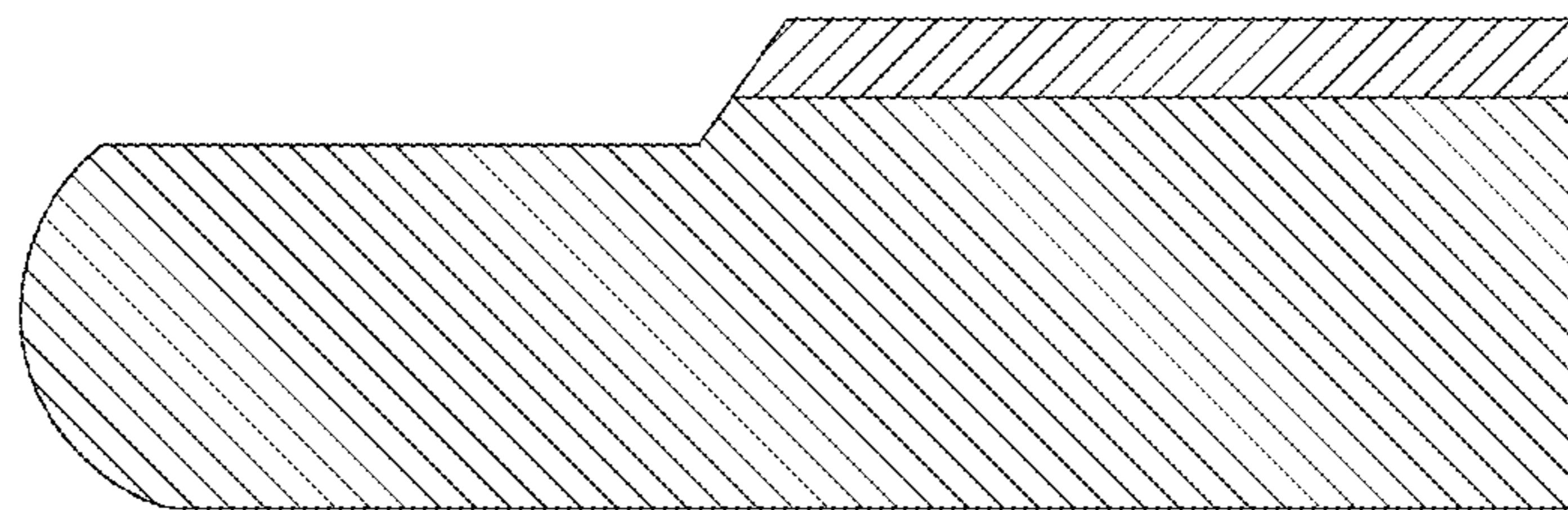


FIG. 7

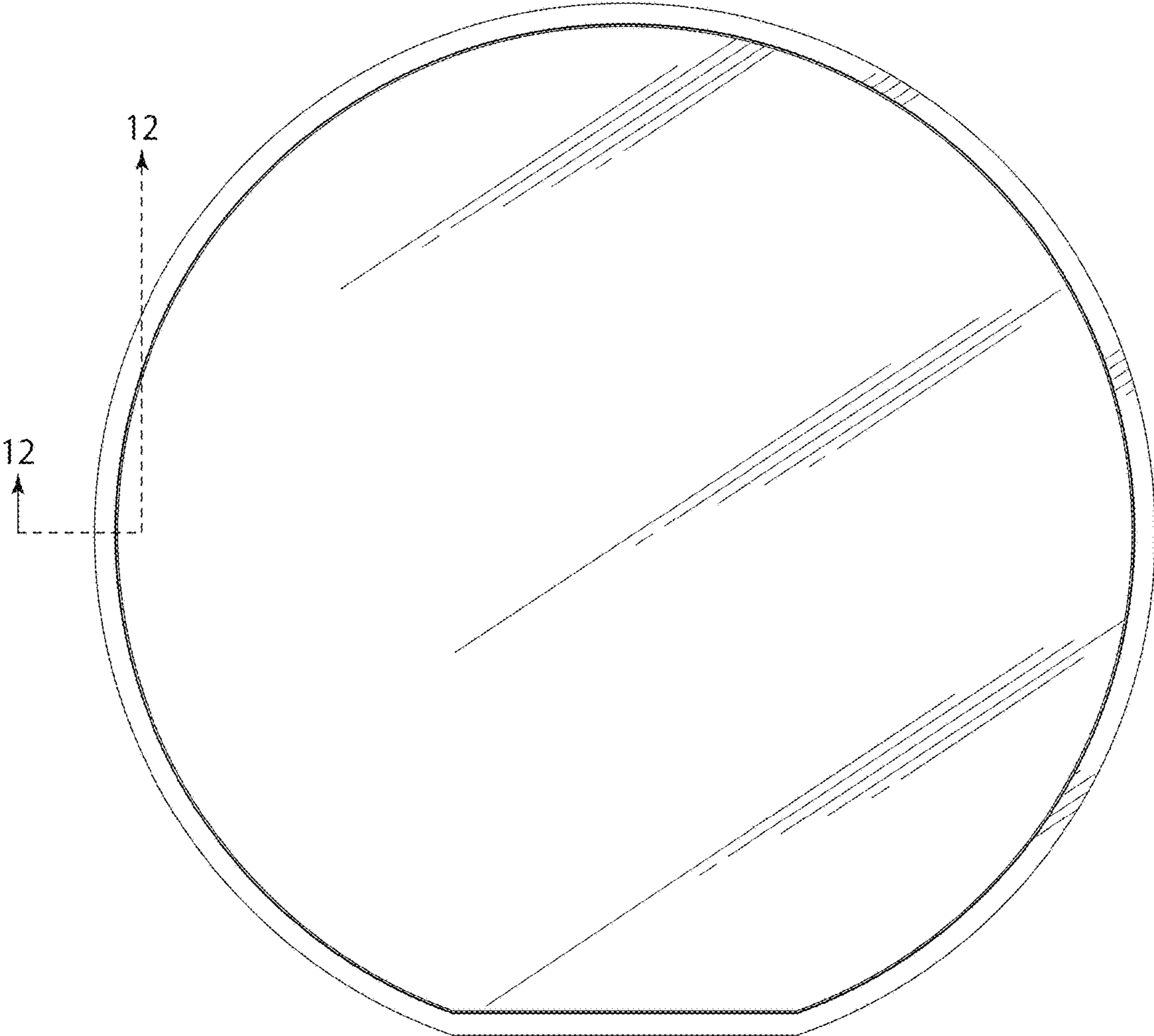


FIG. 8

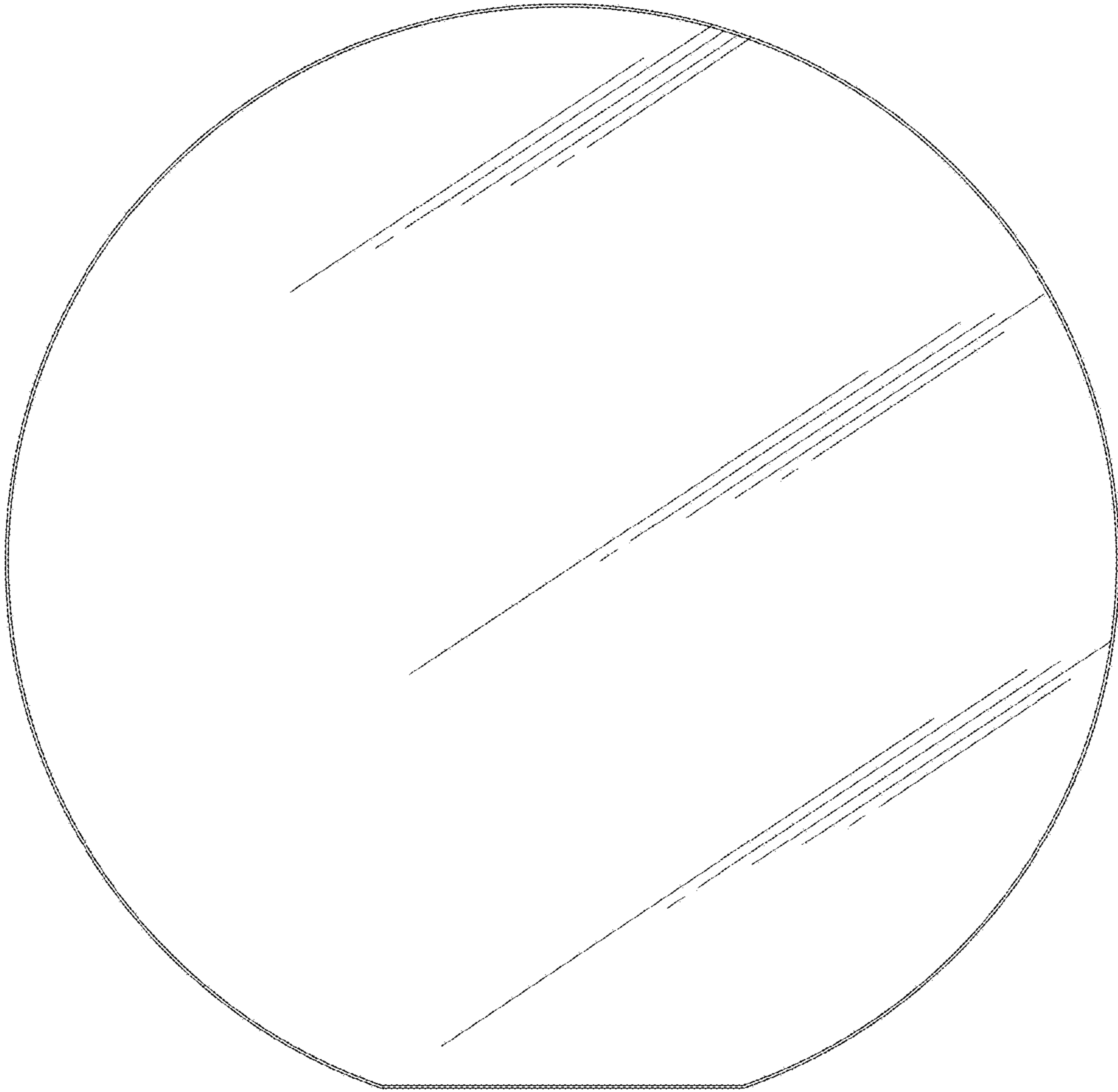


FIG. 9




FIG. 10




FIG. 11



FIG. 12

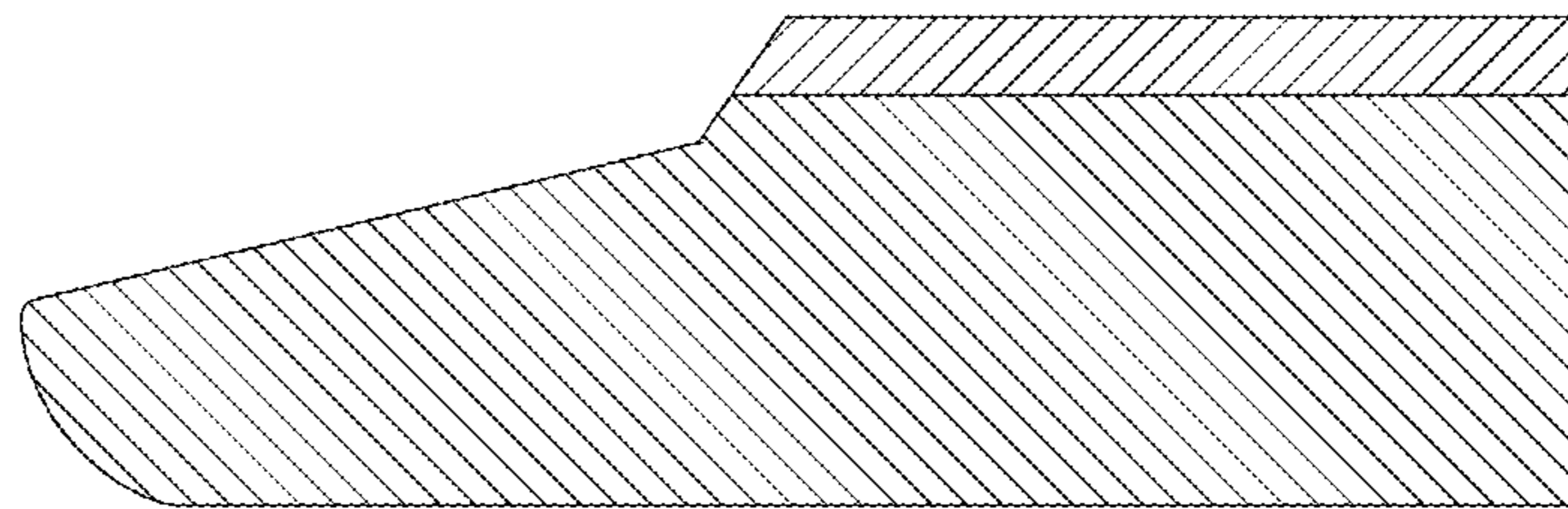


FIG. 13

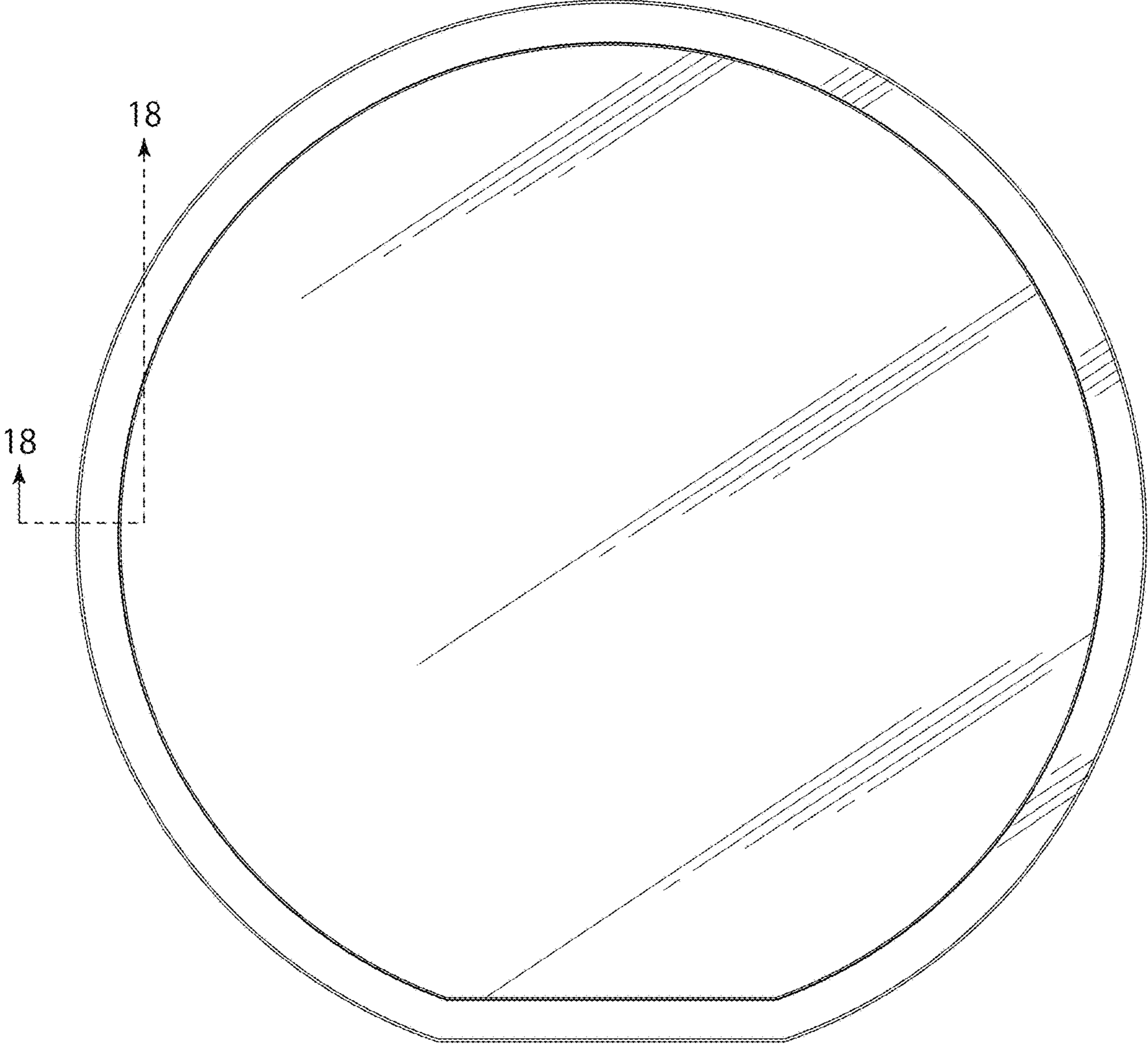




FIG. 14




FIG. 15



FIG. 16




FIG. 17



FIG. 18

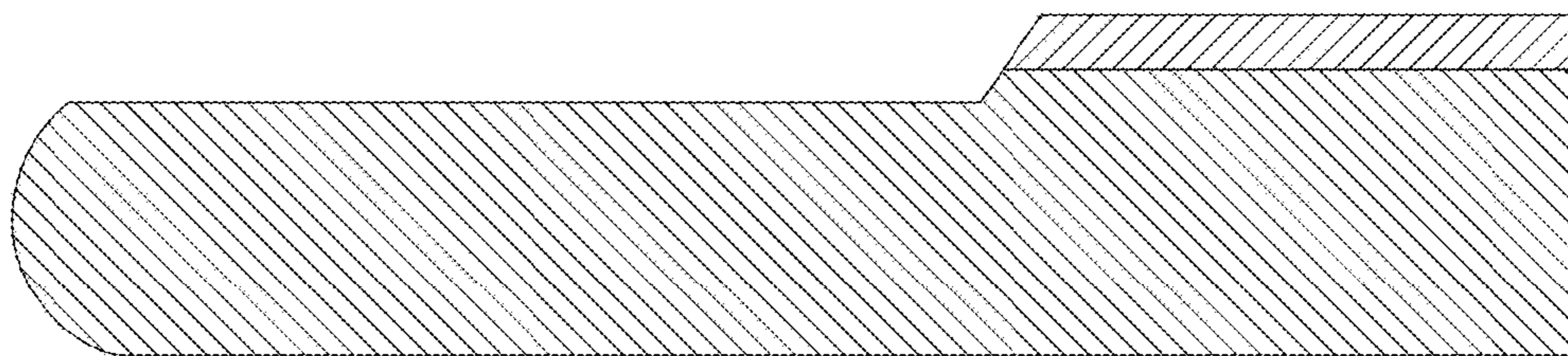


FIG. 19

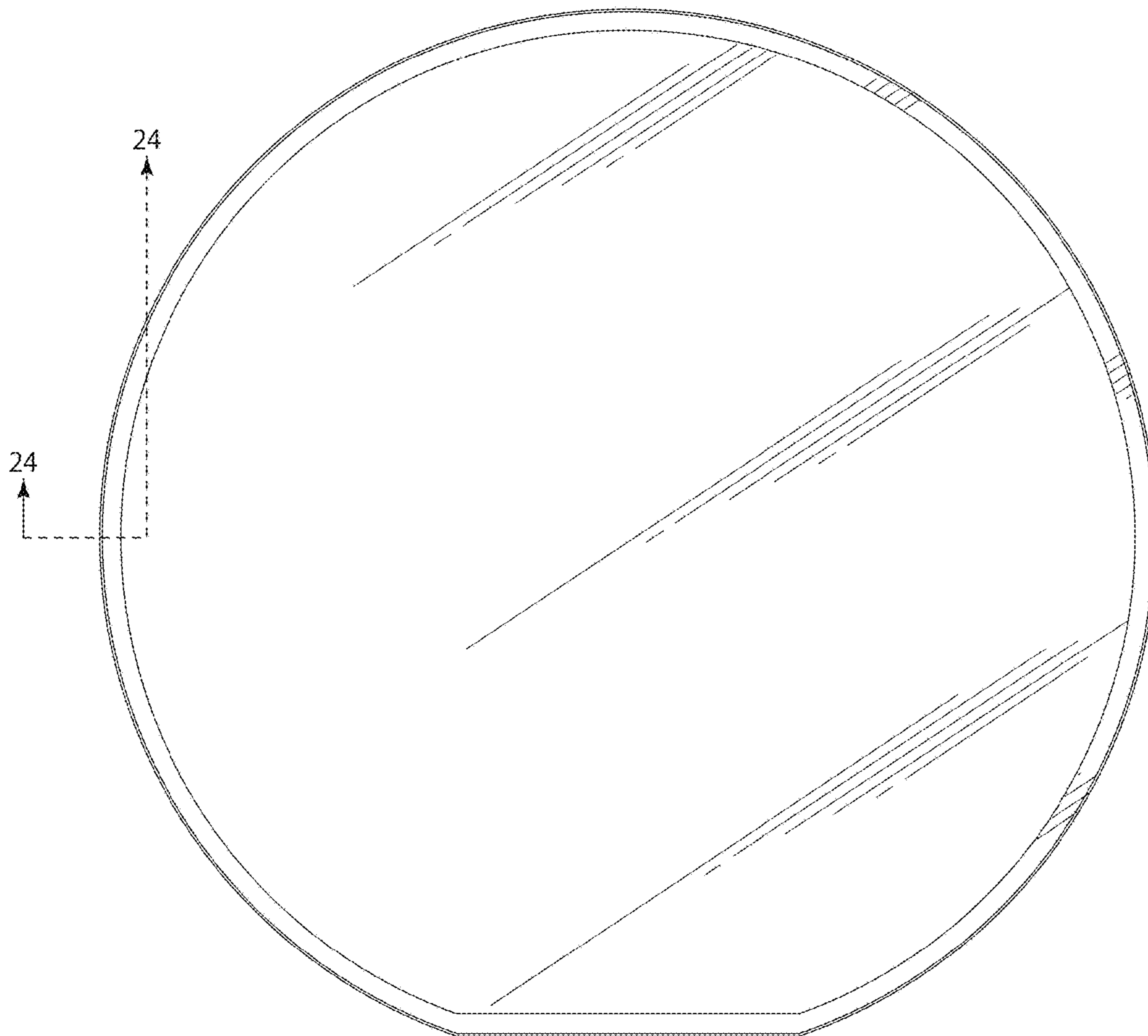


FIG. 20




FIG. 21






FIG. 22




FIG. 23



FIG. 24

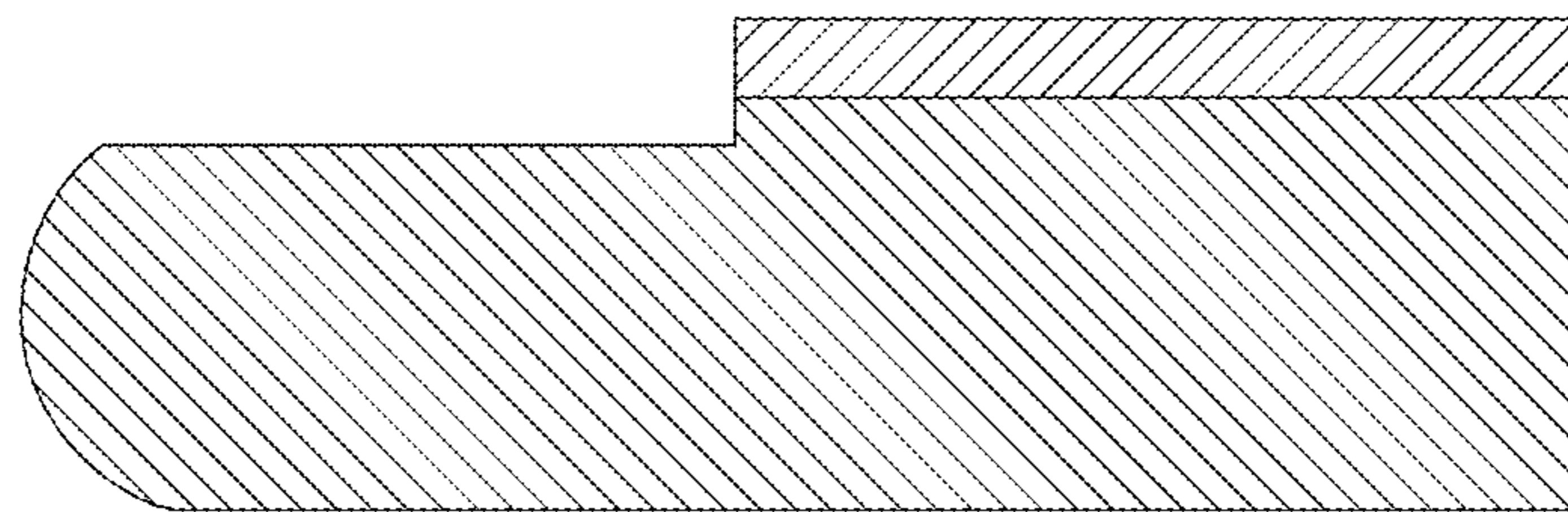


FIG. 25

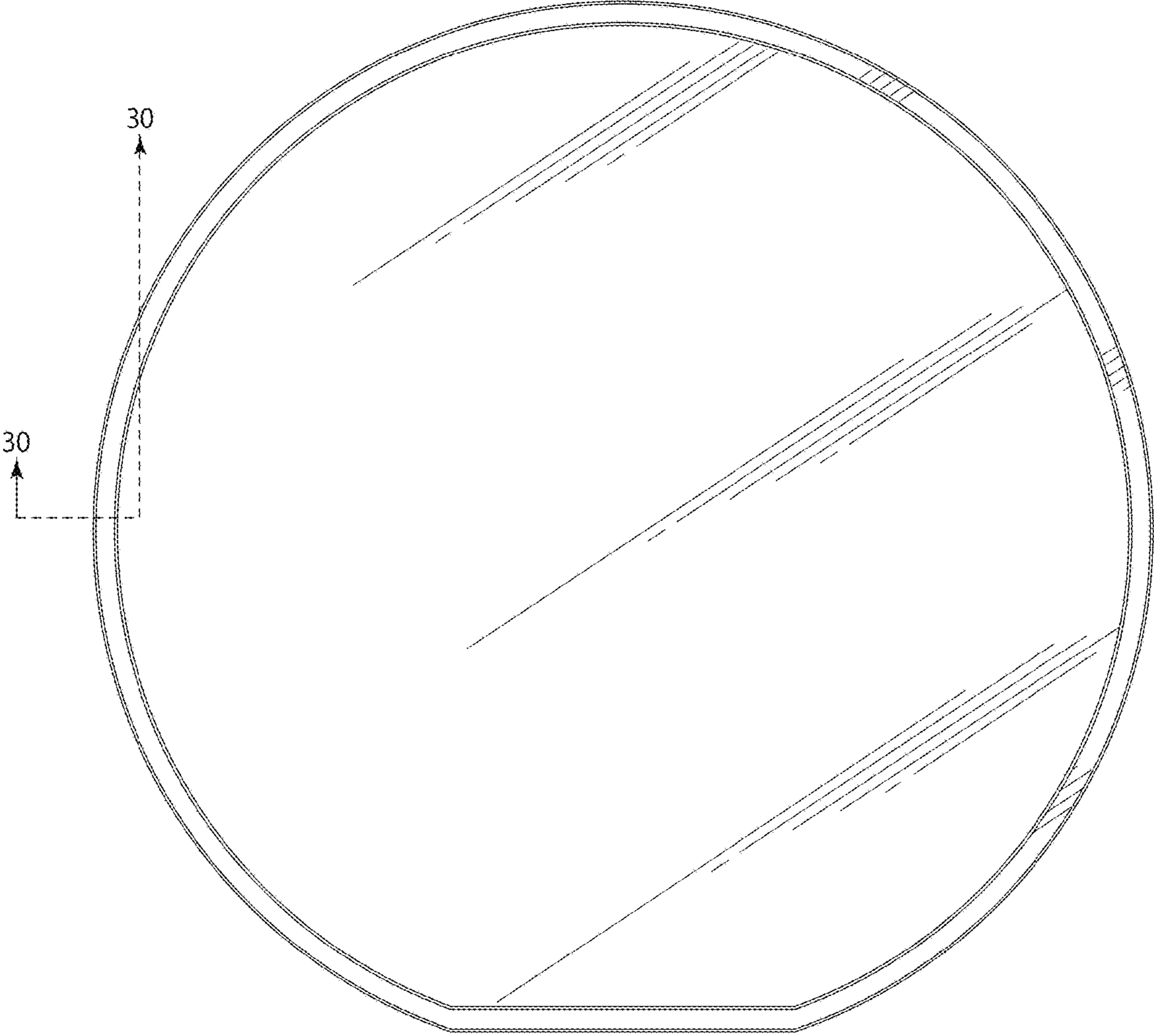


FIG. 26




FIG. 27


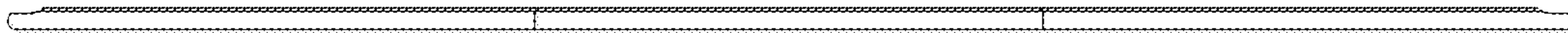


FIG.28



# FIG. 29

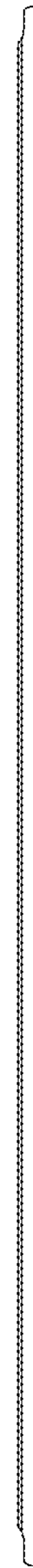




FIG. 30

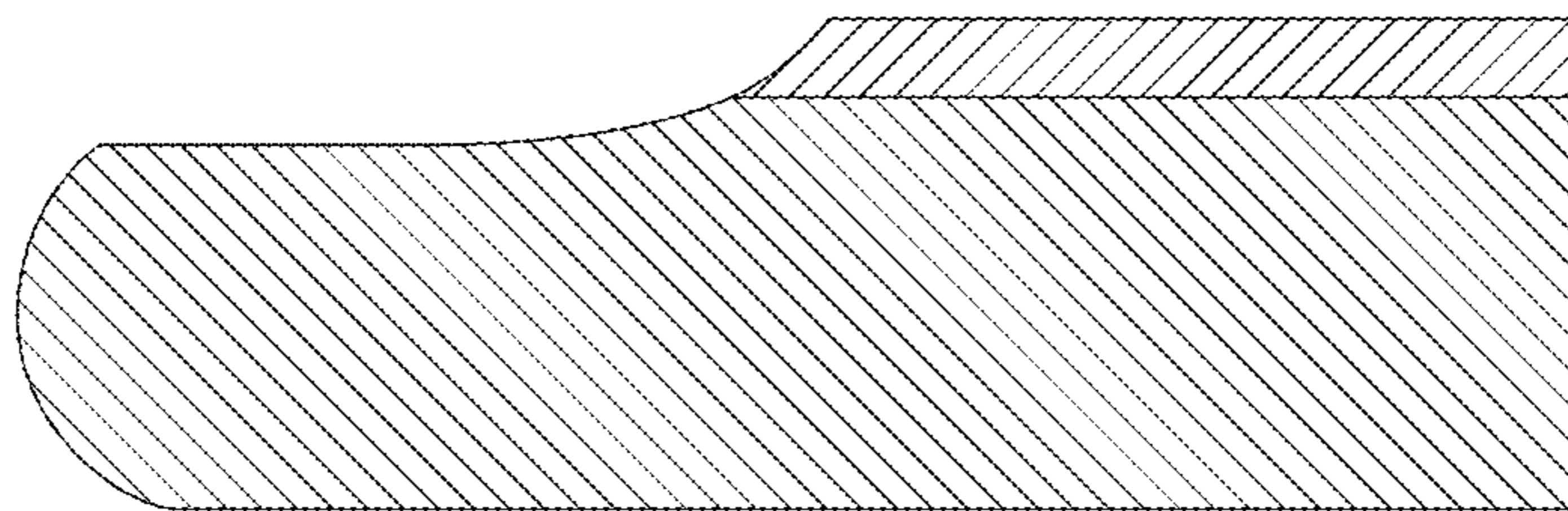


FIG.31

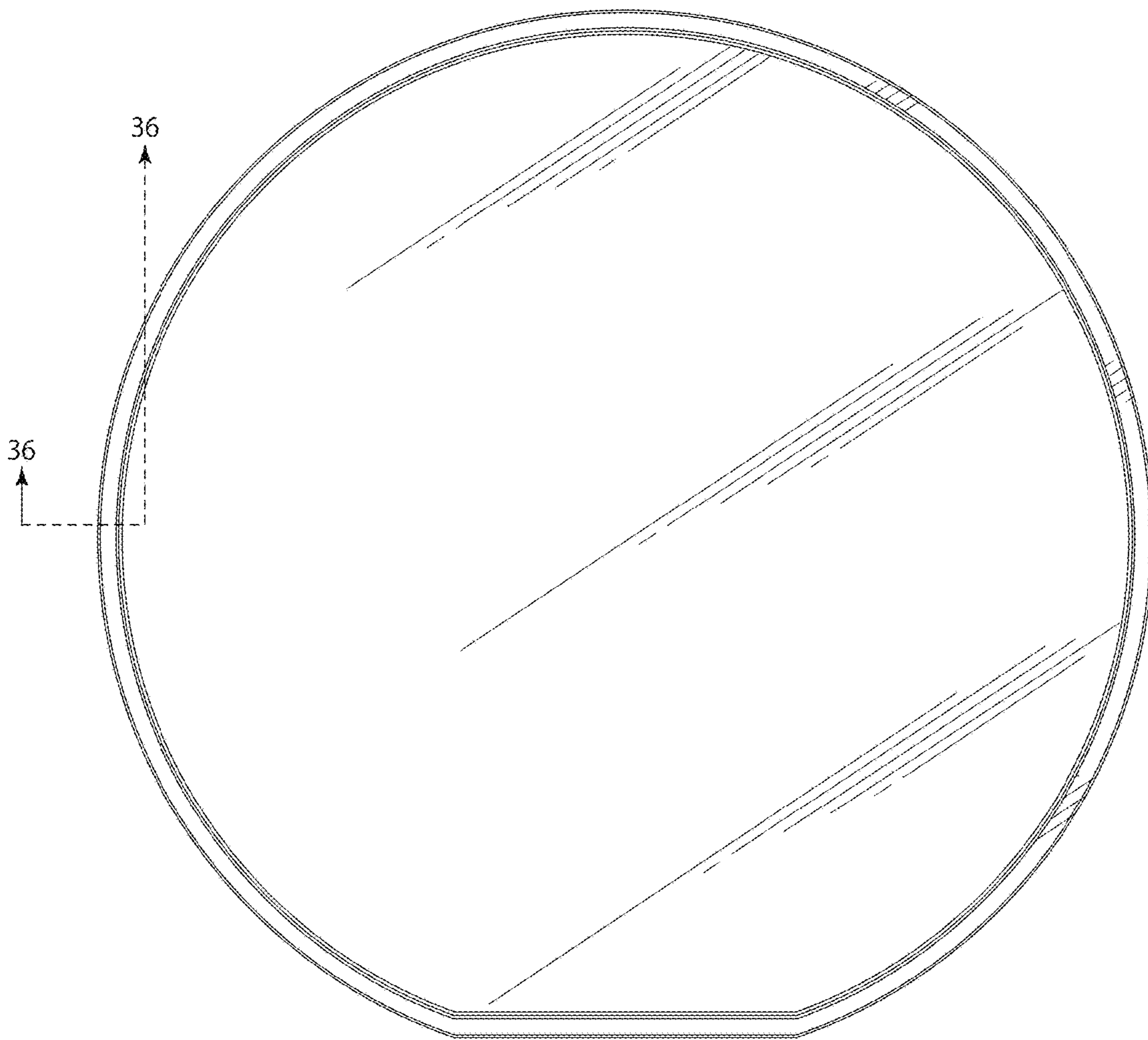


FIG. 32




FIG. 33





FIG.34



# FIG. 35




FIG. 36

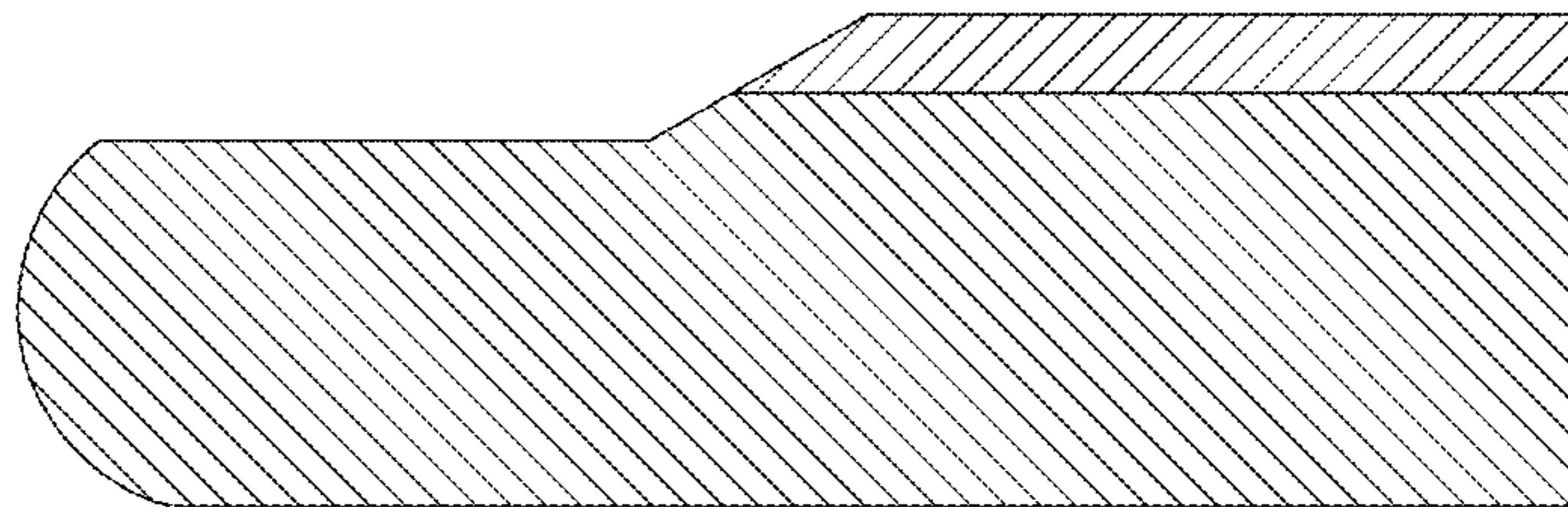


FIG. 37

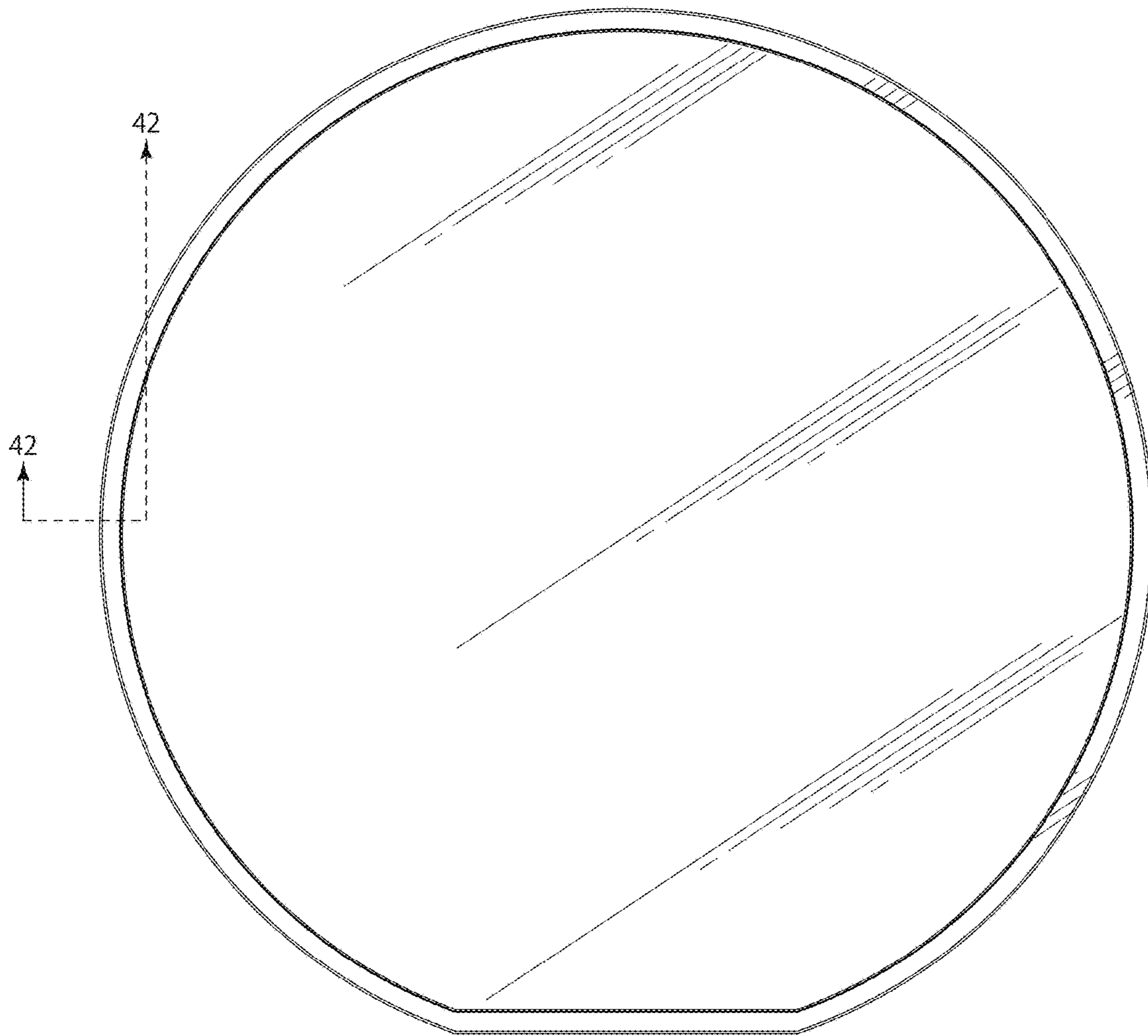




FIG. 38




FIG. 39




FIG. 40




FIG. 41



FIG. 42

