



US00D809803S

(12) **United States Design Patent**
Mao

(10) **Patent No.:** **US D809,803 S**
(45) **Date of Patent:** **** Feb. 13, 2018**

- (54) **HAIR BRUSH HANDLE**
- (71) Applicant: **J & D Brush Co., LLC**, Hauppauge, NY (US)
- (72) Inventor: **Junting Mao**, Ningbo (CN)
- (73) Assignee: **J & D BRUSH CO., LLC**, Hauppauge, NY (US)
- (**) Term: **15 Years**
- (21) Appl. No.: **29/555,012**
- (22) Filed: **Feb. 17, 2016**
- (51) **LOC (11) Cl.** **04-02**
- (52) **U.S. Cl.**
USPC **D4/138**
- (58) **Field of Classification Search**
USPC D4/100, 120, 127, 130, 132, 133, 134, D4/136, 137, 138; D7/395; D8/22, 25, D8/80, 83; D28/21, 28, 30, 64.4, 64.7, D28/73; D32/49; 15/106, 143.1, 159.1, 15/186, 187
CPC A45B 9/02; A45D 24/00; A45D 24/10; A45D 24/14; A46B 9/00; A46B 9/023; A46B 15/0085; A46B 15/0087; A46B 15/0095; A46B 2200/104; A46B 2200/205; A47J 45/00; A47J 45/06; A47J 45/061; B25G 1/102; B25G 3/10; B25B 15/00; B25B 15/02; B25B 23/16
See application file for complete search history.

7,494,081	B2 *	2/2009	Savakis	A01K 89/006	16/421
D613,568	S *	4/2010	Yu	D8/25	
D693,201	S *	11/2013	Sramek	D8/83	
D701,663	S *	3/2014	Michels	D32/52	
8,826,918	B2 *	9/2014	Hornbach	A45D 44/02	132/200
D724,849	S *	3/2015	Schuler	D4/133	
D729,024	S *	5/2015	Lin	D8/25	
D783,293	S *	4/2017	Rosenzweig	D4/136	
D784,705	S *	4/2017	York	D4/128	
2005/0097693	A1 *	5/2005	Bransky	A46B 9/005	15/188
2007/0180638	A1 *	8/2007	McKay	A01K 13/002	15/22.1
2015/0047575	A1 *	2/2015	Jui-Tsang	A01K 13/002	119/628

* cited by examiner

Primary Examiner — Karen E Eldridge Powers
Assistant Examiner — Jasmine Mlinarcik
(74) *Attorney, Agent, or Firm* — Misikin & Tsui-Yip LLP; Gloria Tsui-Yip

(57) **CLAIM**

The ornamental design for a hair brush handle, as shown and described.

DESCRIPTION


FIG. 1 is a perspective view of my new design; FIG. 2 is a front elevational view thereof; FIG. 3 is a rear elevational view thereof; FIG. 4 is a left side view thereof; FIG. 5 is a right side view thereof; FIG. 6 is a top plan view thereof; and, FIG. 7 is a bottom plan view thereof. The broken line showing of a brush head in the figures illustrate environmental structure which form no part of the claimed design. The broken line adjacent to the claimed design defines the bounds of the claimed design and form no part thereof.

1 Claim, 6 Drawing Sheets

(56) **References Cited**

U.S. PATENT DOCUMENTS

D306,097	S *	2/1990	Gingras	D4/138
D324,473	S *	3/1992	Chen	D8/80
D495,198	S *	8/2004	Gonzalez	D7/395
D505,265	S *	5/2005	Lee	D4/114
D509,032	S *	8/2005	Dunn	D30/158
D553,907	S *	10/2007	Catalano	D7/401.2



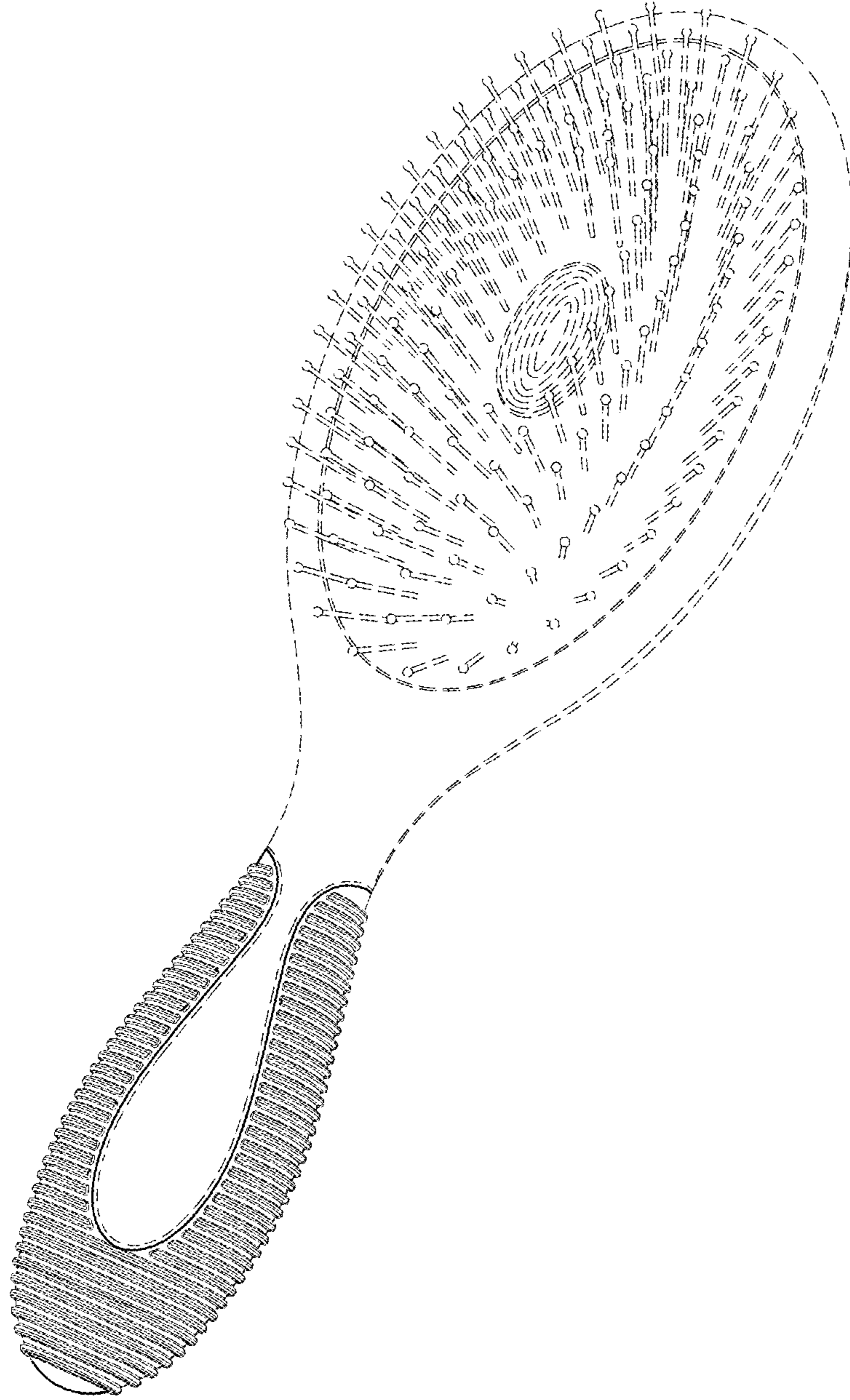


FIG. 1

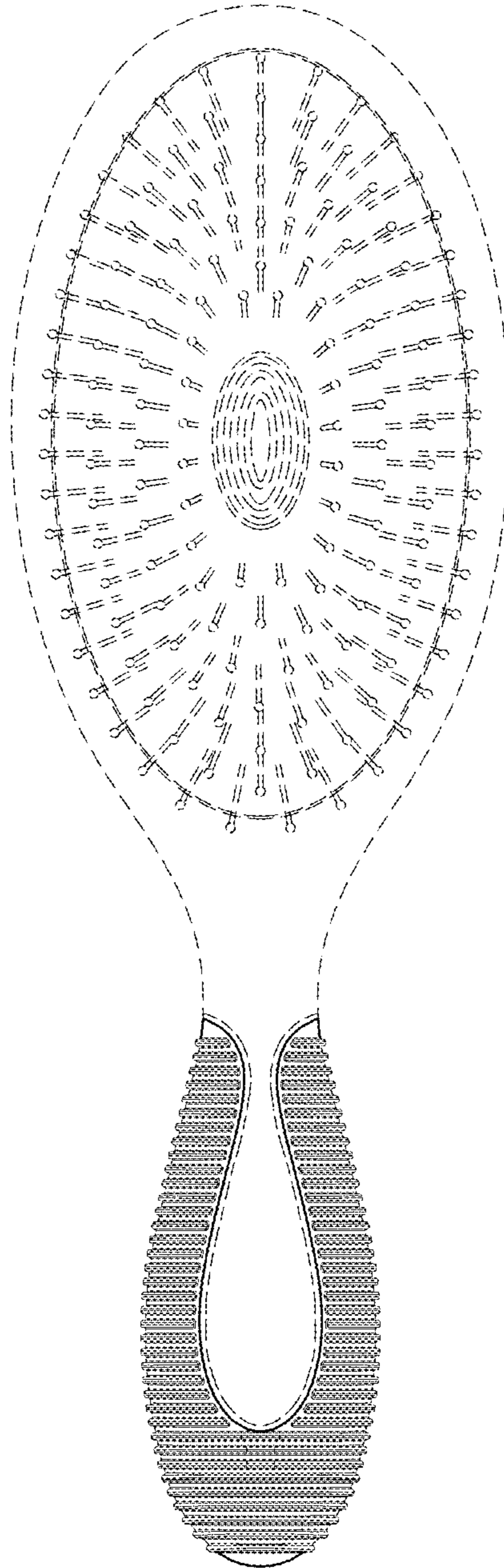


FIG. 2

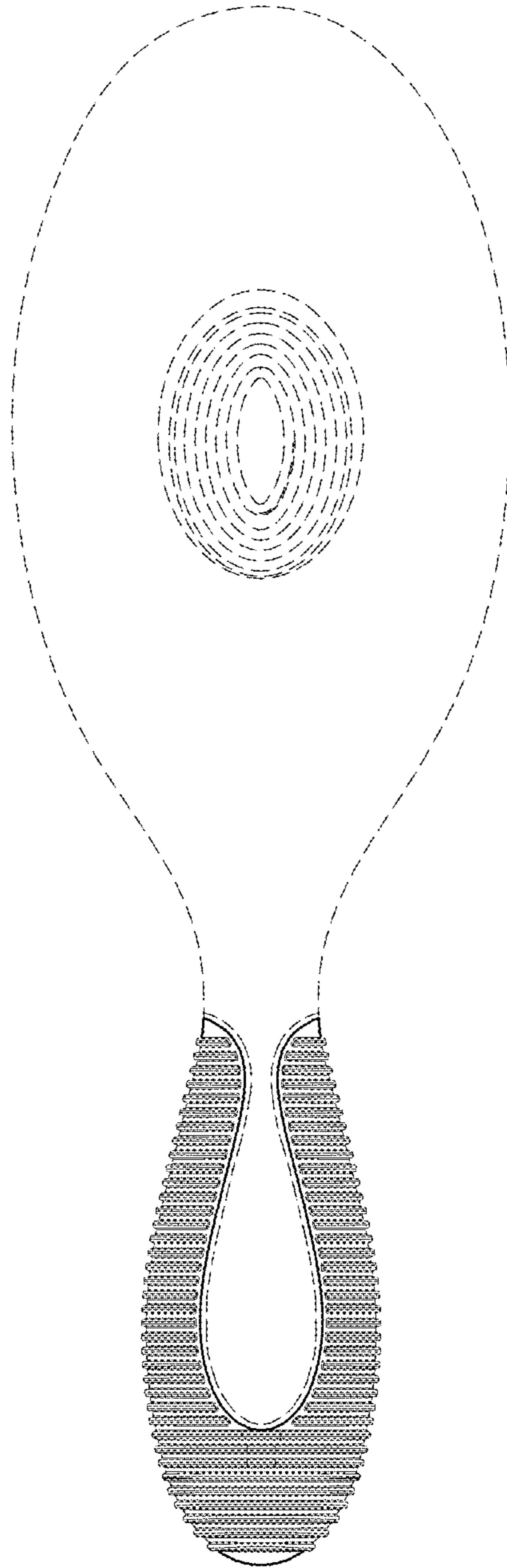


FIG. 3

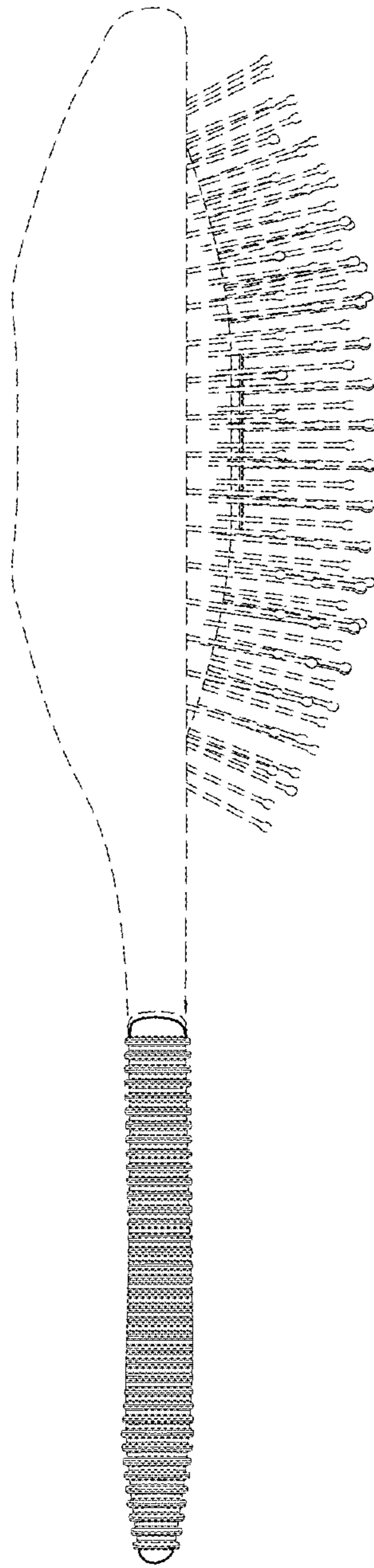


FIG. 4

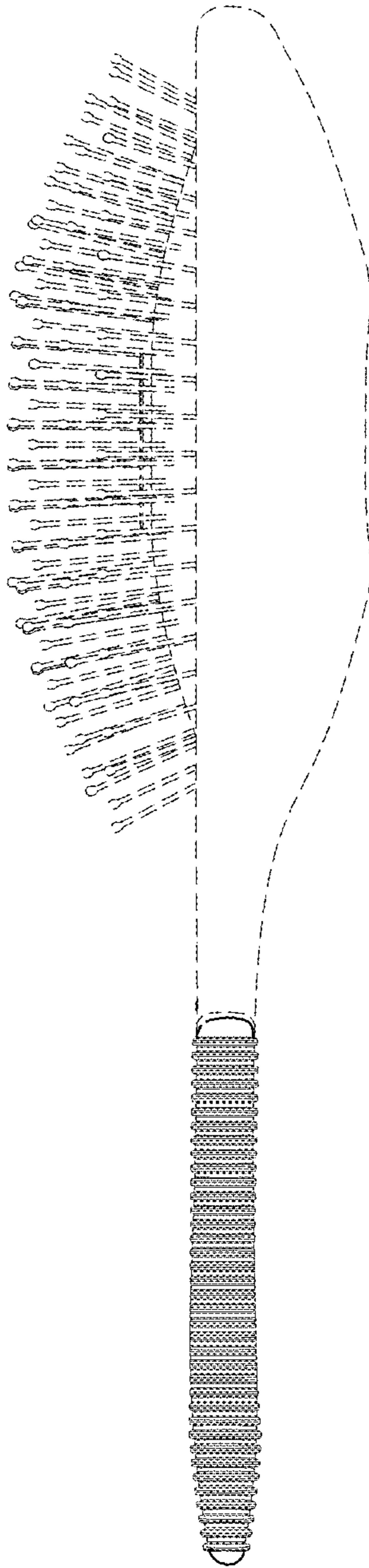


FIG. 5

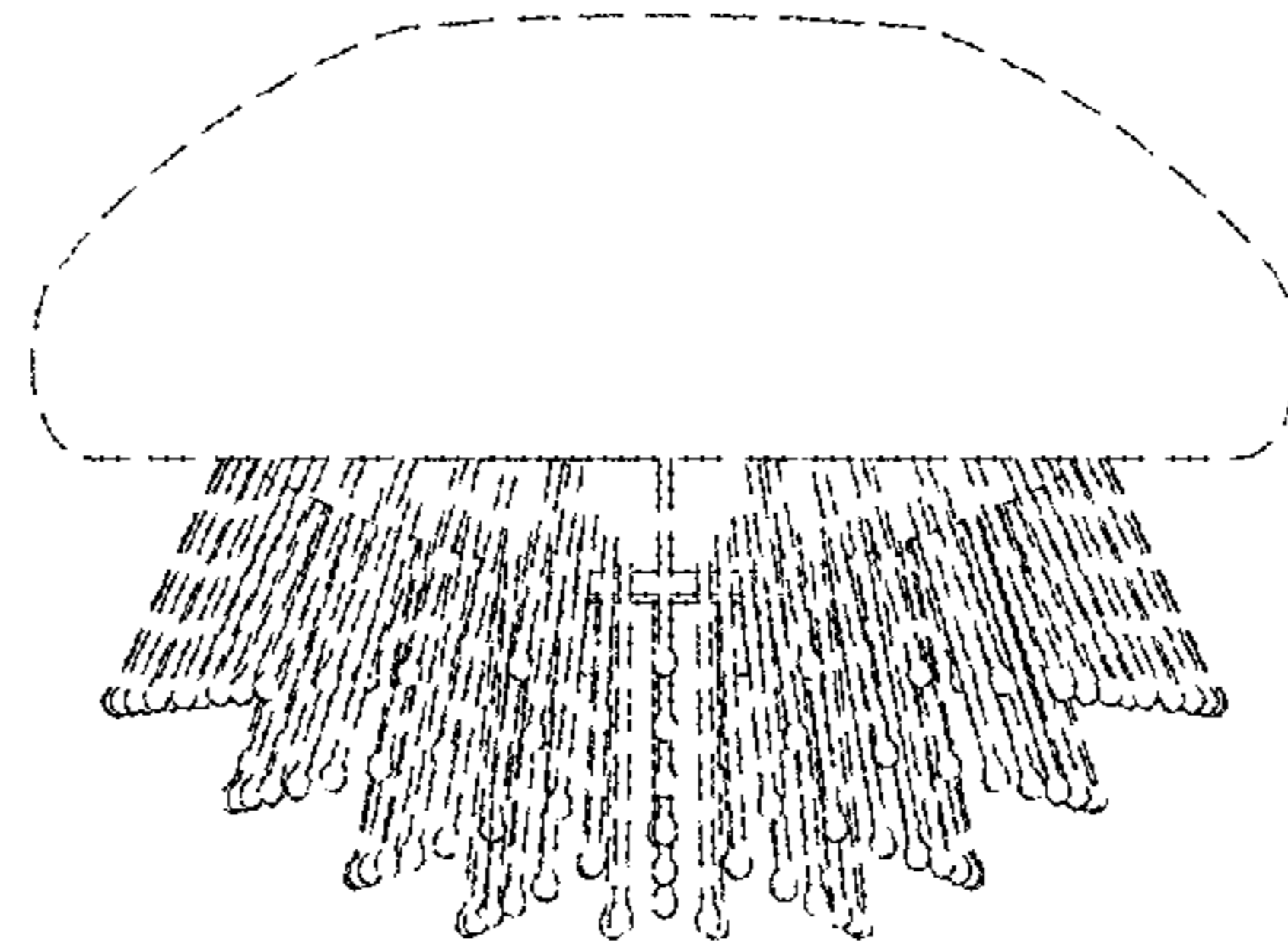


FIG. 6

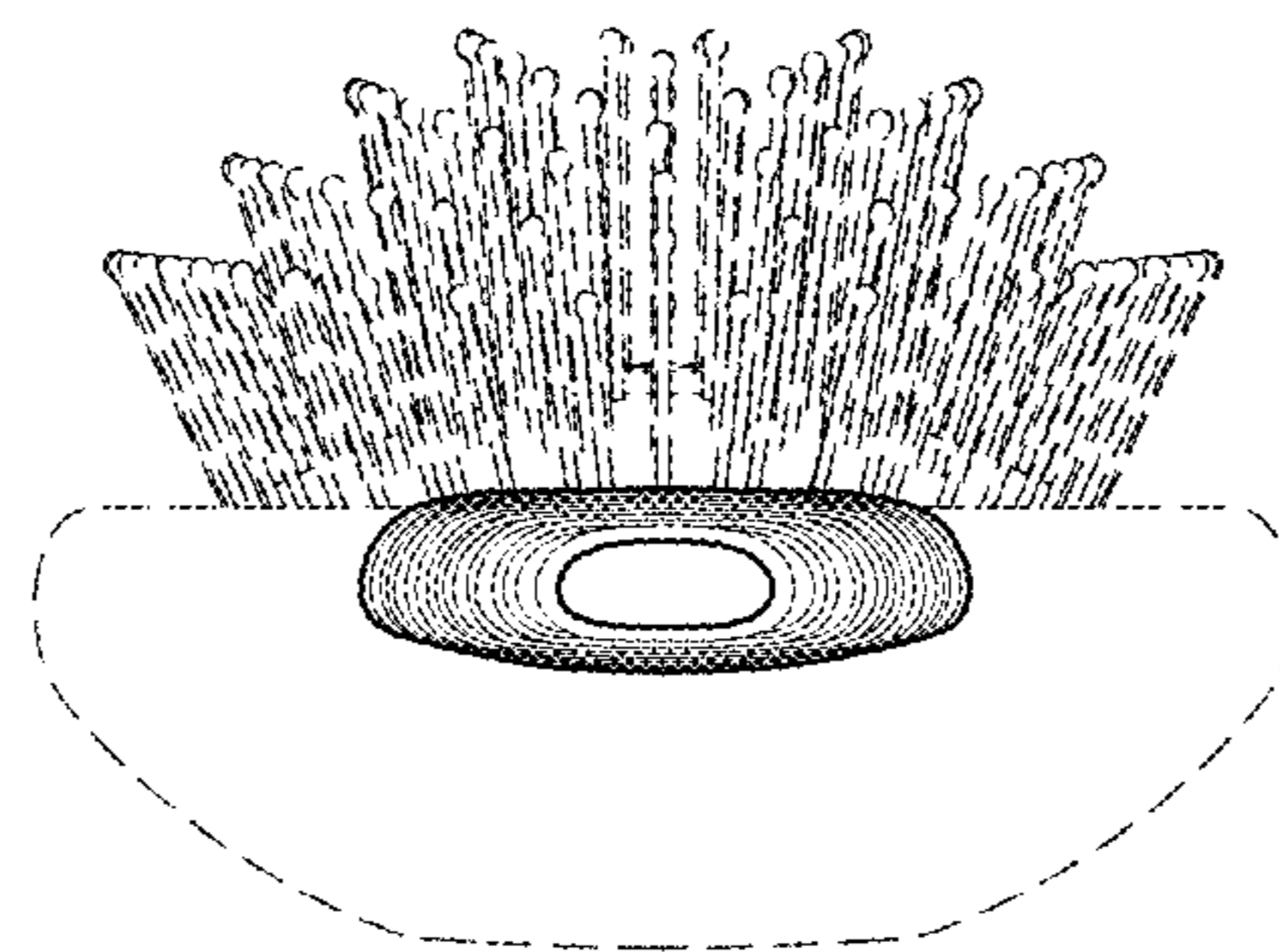


FIG. 7