



US00D809802S

(12) **United States Design Patent**  
**Gunjian**

(10) **Patent No.:** **US D809,802 S**

(45) **Date of Patent:** **\*\* Feb. 13, 2018**

(54) **CLEANING BRUSH**

(71) Applicant: **Brushtech, Inc.**, Plattsburgh, NY (US)

(72) Inventor: **Zaven Gunjian**, Plattsburgh, NY (US)

(73) Assignee: **Brushtech, Inc.**, Plattsburgh, NY (US)

(\*\*) Term: **14 Years**

(21) Appl. No.: **29/522,101**

(22) Filed: **Mar. 27, 2015**

(51) **LOC (11) Cl.** ..... **04-01**

(52) **U.S. Cl.**  
USPC ..... **D4/119**

(58) **Field of Classification Search**  
USPC ..... D4/119, 115, 122, 130, 31, 124, 118,  
D4/131, 128, 120; D32/20; D21/526;  
15/111

CPC ..... A47L 21/00; A61B 19/36  
See application file for complete search history.

D663,531 S *	7/2012	Zemel .....	D4/131
D664,771 S *	8/2012	Gunjian .....	D4/131
D665,178 S *	8/2012	Zemel .....	D4/131
D679,909 S *	4/2013	Wales .....	D4/124
D680,335 S *	4/2013	Wales .....	D4/131
D694,016 S *	11/2013	Zmrhal .....	D4/120
D699,444 S *	2/2014	Yu .....	D4/119
D700,438 S *	3/2014	Borovicka .....	D4/131
9,095,373 B2 *	8/2015	Guynn .....	A61B 19/36
D742,121 S *	11/2015	Borovicka .....	D4/119
D751,297 S *	3/2016	Borovicka .....	D4/119
D753,355 S *	4/2016	Woods .....	D32/20
D756,660 S *	5/2016	Zemel .....	D4/120
D766,585 S *	9/2016	Cornett .....	D4/119
D784,025 S *	4/2017	Jun .....	D4/128
D789,095 S *	6/2017	Wales .....	D4/131

\* cited by examiner

*Primary Examiner* — Rhea Shields

(74) *Attorney, Agent, or Firm* — Burr & Brown, PLLC

(57) **CLAIM**

The ornamental design for a cleaning brush, as shown and described.

(56) **References Cited**

**U.S. PATENT DOCUMENTS**

3,629,895 A *	12/1971	Colgan .....	A47L 21/00 15/111
D311,553 S *	10/1990	Dideriksen .....	D21/526
D380,090 S *	6/1997	Zemel .....	D4/115
D601,345 S *	10/2009	Wales .....	D4/118
D601,347 S *	10/2009	Wales .....	D4/122
D601,351 S *	10/2009	Wales .....	D4/130
D601,808 S *	10/2009	Wales .....	D4/119
D663,125 S *	7/2012	Zemel .....	D4/131

**DESCRIPTION**

FIG. 1 is a top view of a cleaning brush illustrating my new design;  
FIG. 2 is a bottom view thereof;  
FIG. 3 is a left side view thereof;  
FIG. 4 is a right side view thereof;  
FIG. 5 is a front view thereof; and,  
FIG. 6 is a rear view thereof.

**1 Claim, 4 Drawing Sheets**

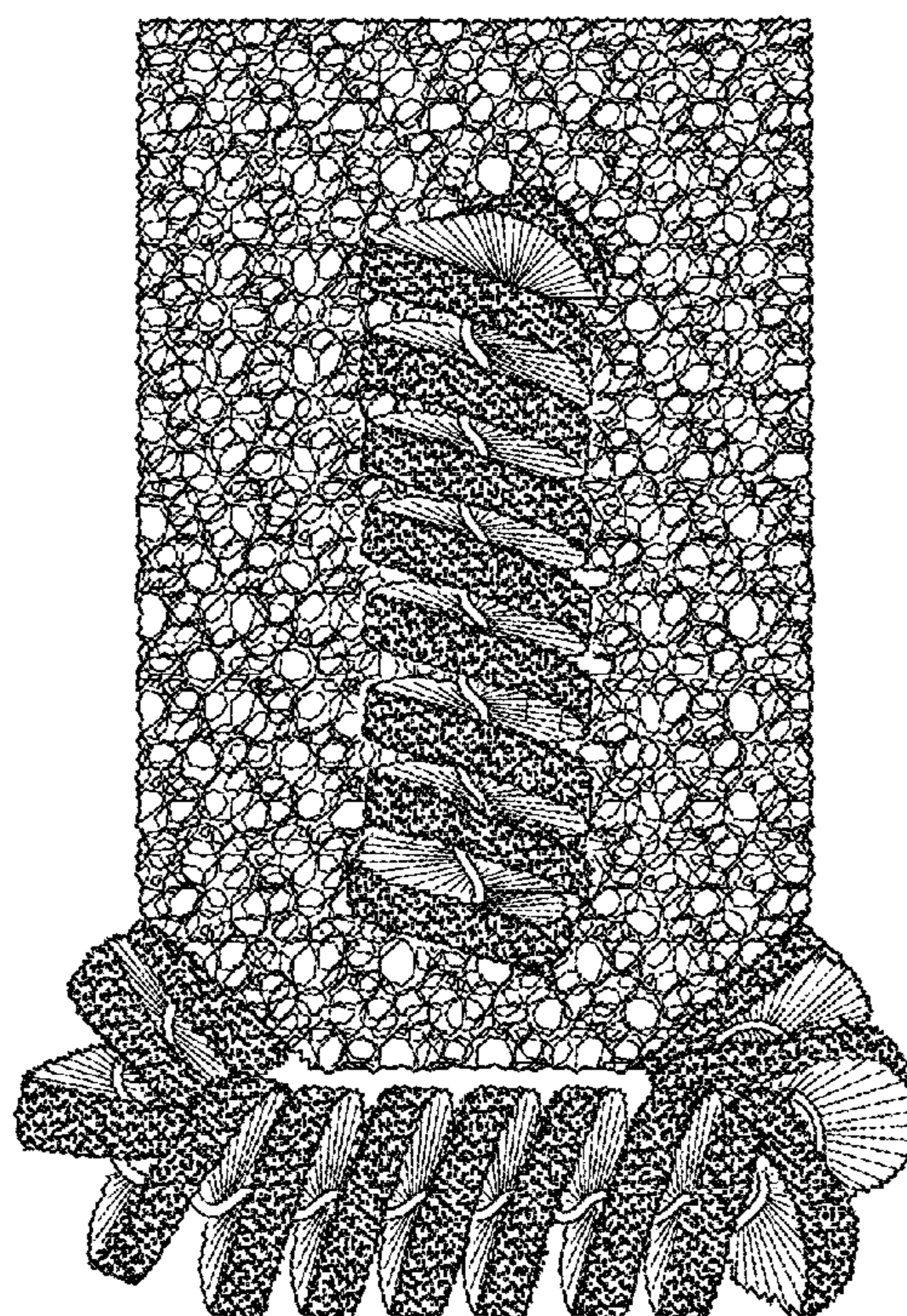


FIG. 1

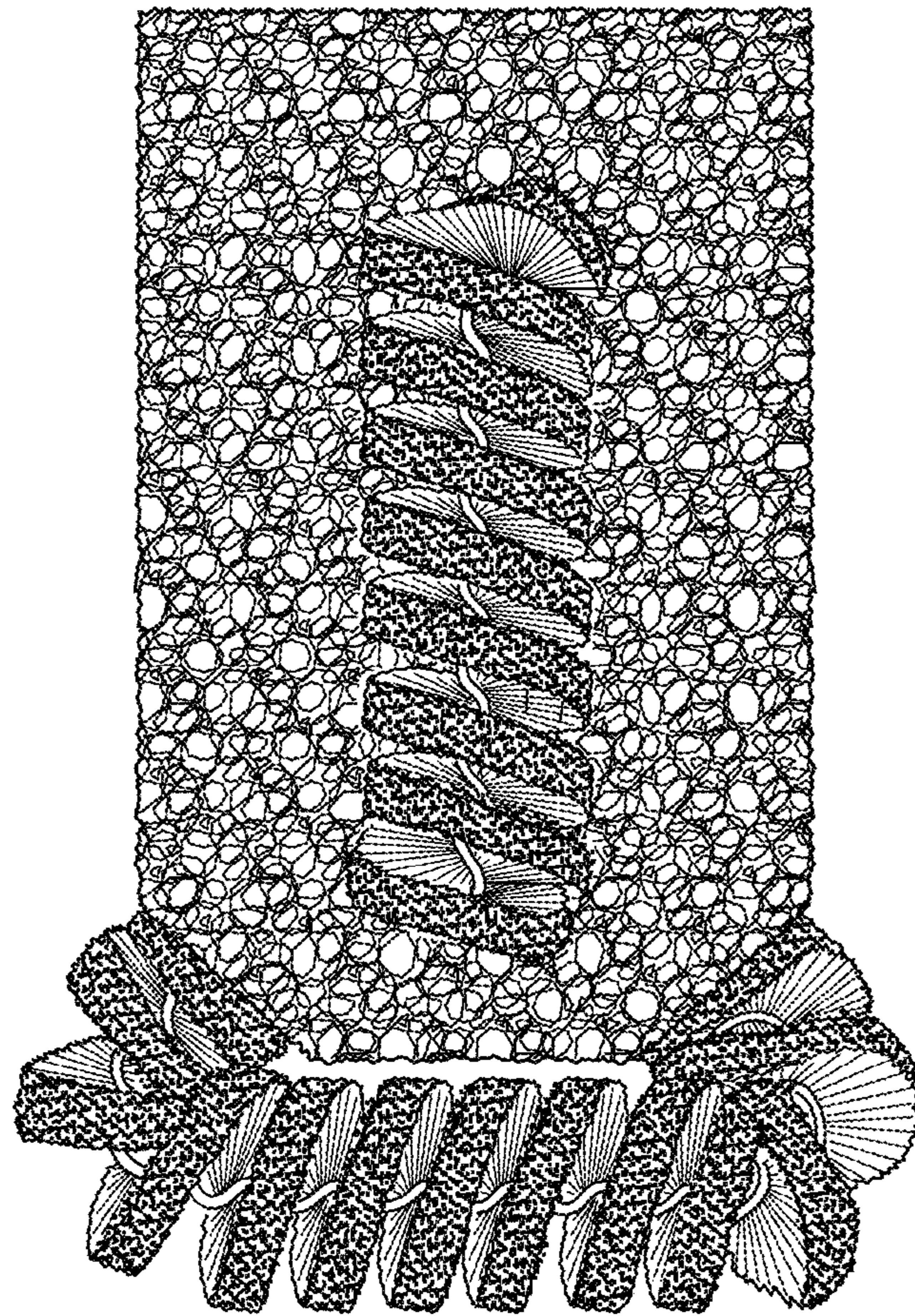


FIG. 2

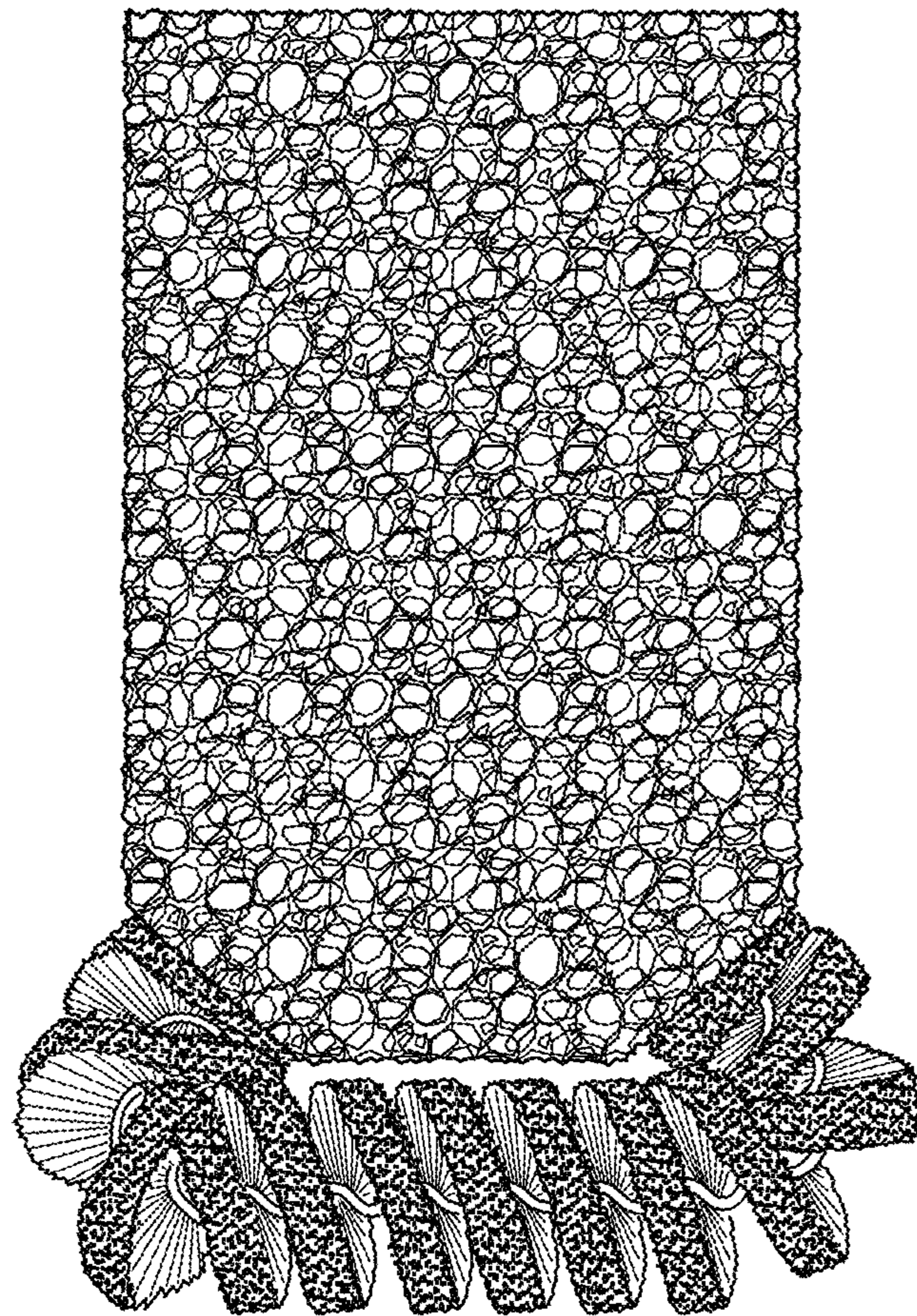


FIG. 3

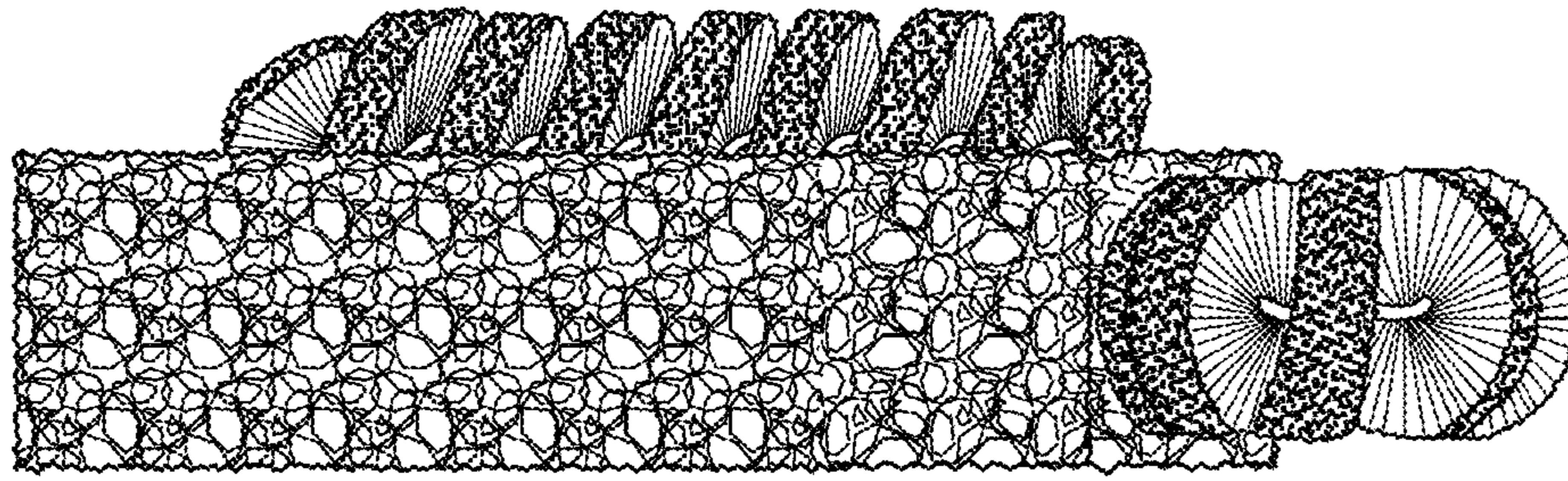


FIG. 4

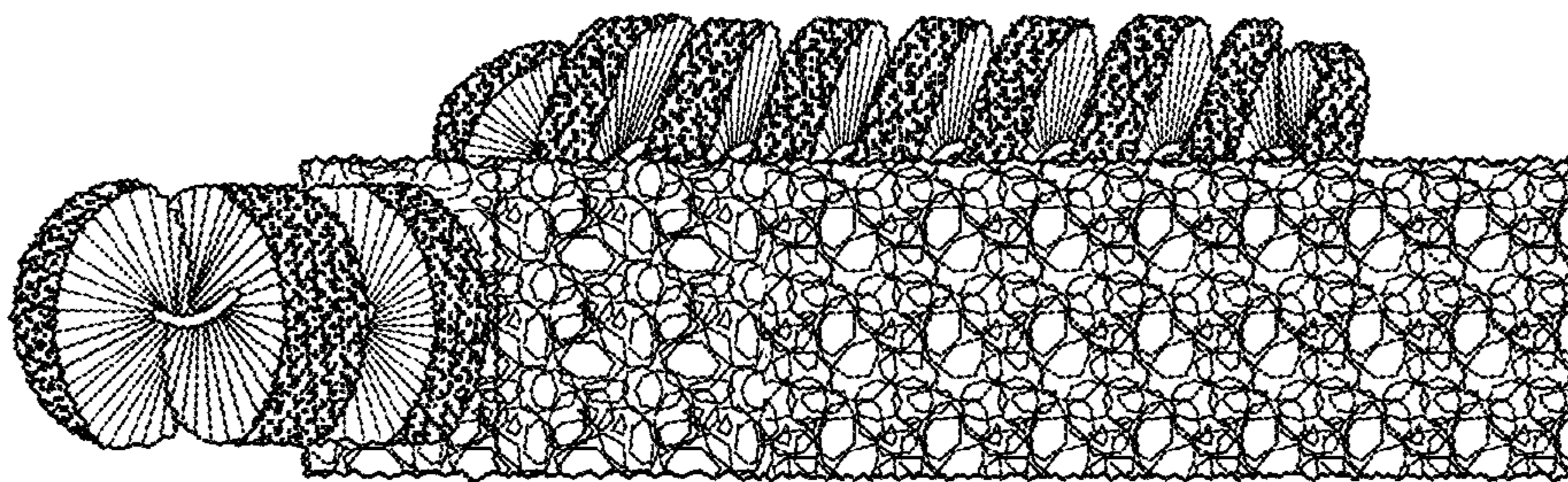


FIG. 5




FIG. 6

