



US00D809801S

(12) **United States Design Patent**  
**Bishop**

(10) **Patent No.:** **US D809,801 S**

(45) **Date of Patent:** **\*\* Feb. 13, 2018**

- (54) **ADHESIVE SUITCASE SKIN**
- (71) Applicant: **Kathy Bishop**, Riverview, FL (US)
- (72) Inventor: **Kathy Bishop**, Riverview, FL (US)
- (\*\*) Term: **15 Years**
- (21) Appl. No.: **29/577,061**
- (22) Filed: **Sep. 9, 2016**
- (51) **LOC (11) Cl.** ..... **03-01**
- (52) **U.S. Cl.**  
USPC ..... **D3/321**
- (58) **Field of Classification Search**  
USPC ..... D2/869-874; D3/201, 203.5-203.8, 204,  
D3/216, 270, 271.1, 271.2, 272-27, 279,  
D3/280, 282, 283, 284, 288, 289, 294,  
D3/309, 315, 318, 321, 322, 323, 902;  
D9/601, 607, 609, 611, 612; D21/584,  
D21/610, 611, 617, 620, 661; D30/108,  
D30/112  
CPC ..... A45C 5/00; A45C 5/03; A45C 2005/032;  
A45C 2005/035; A45C 2005/037  
See application file for complete search history.

- D424,108 S \* 5/2000 Mitcham ..... D19/34
- 6,189,968 B1 \* 2/2001 Emanuel ..... A47C 1/13  
297/188.01
- D510,806 S \* 10/2005 Bourne ..... D3/321
- D534,584 S \* 1/2007 Goldberg ..... D19/34
- D566,967 S \* 4/2008 Hill ..... D3/327
- D604,764 S \* 11/2009 Velonis ..... D19/34
- D641,167 S \* 7/2011 Sanchez ..... D3/318
- D655,537 S \* 3/2012 Ruitter ..... D6/709
- D667,635 S \* 9/2012 Sanchez ..... D3/318
- D699,014 S \* 2/2014 Lohrke ..... D34/5
- D718,939 S \* 12/2014 Sheikh ..... D3/321
- D721,498 S \* 1/2015 Holt ..... D3/318
- D732,295 S \* 6/2015 Aafjes ..... D3/318

(Continued)

*Primary Examiner* — Susan E Krakower  
*Assistant Examiner* — Lisa A Grabenstetter  
 (74) *Attorney, Agent, or Firm* — Larson & Larson, P.A.;  
 Frank Liebenow

(57) **CLAIM**

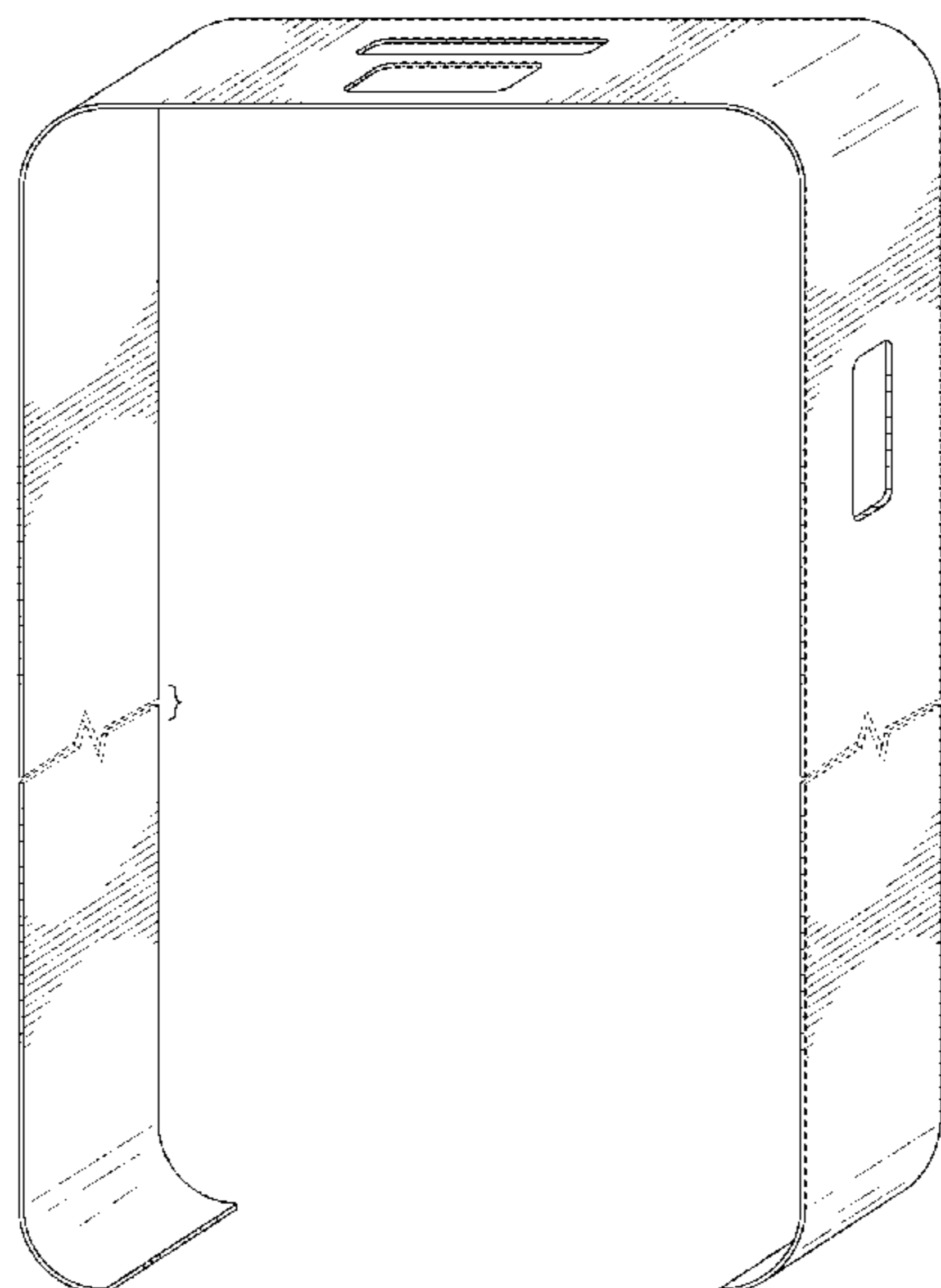
The ornamental design for an adhesive suitcase skin, as shown and described.

**DESCRIPTION**

FIG. 1 is a perspective view of an adhesive suitcase skin showing my new design;  
 FIG. 2 is a front elevation view thereof;  
 FIG. 3 is a rear side elevation view thereof;  
 FIG. 4 is a right side elevation view thereof;  
 FIG. 5 is a left side elevation view thereof;  
 FIG. 6 is a top plan view thereof; and,  
 FIG. 7 is a bottom plan view thereof.  
 The broken lines depict unclaimed boundaries to the adhesive suitcase skin which form no part of the claimed design. The adhesive suitcase skin is shown with symbolic breaks in length. The appearance of any portion of the article between the break lines forms no part of the claimed design.

**1 Claim, 7 Drawing Sheets**

- (56) **References Cited**  
U.S. PATENT DOCUMENTS
- 308,942 A \* 12/1884 Yewell ..... B42F 13/002  
116/234
- 3,020,333 A \* 2/1962 Bangert ..... H01R 4/16  
174/84 R
- 3,076,953 A \* 2/1963 Sloop ..... H01R 13/113  
439/839
- 4,431,226 A \* 2/1984 Weilert ..... A45F 3/14  
294/150
- 4,703,991 A \* 11/1987 Philippon ..... H01R 12/716  
439/676
- D347,533 S \* 6/1994 Lambert ..... D24/190
- 5,599,208 A \* 2/1997 Ward ..... H01R 13/719  
333/185



(56)

**References Cited**

U.S. PATENT DOCUMENTS

D740,155 S	*	10/2015	Vang .....	D11/78.1
D755,521 S	*	5/2016	Wei .....	D3/318
D765,979 S	*	9/2016	Ascolese .....	D3/318
D768,992 S	*	10/2016	Garyga .....	D3/327
D776,934 S	*	1/2017	Braendle .....	D3/327
D789,084 S	*	6/2017	Perry .....	D3/254

\* cited by examiner

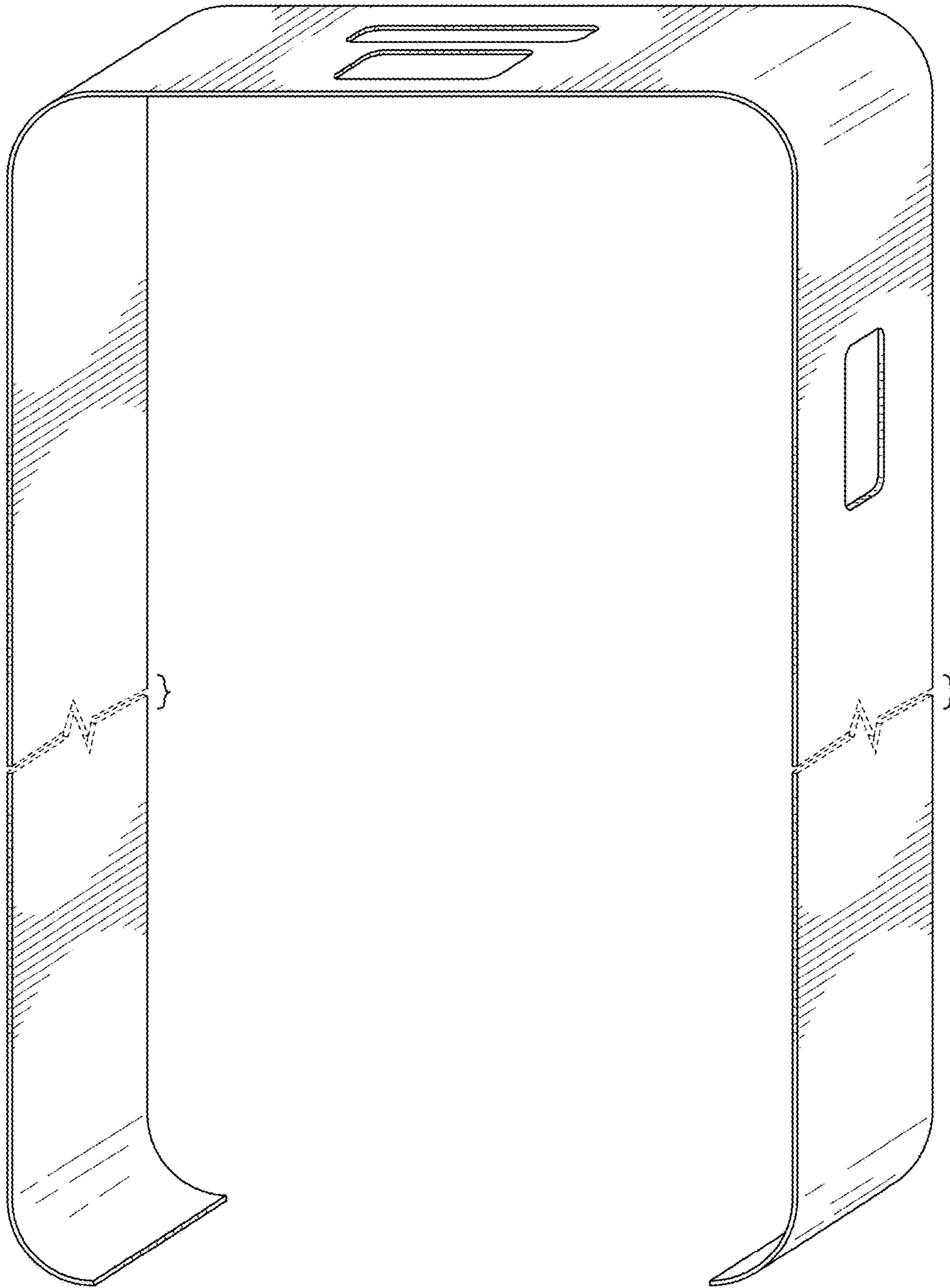




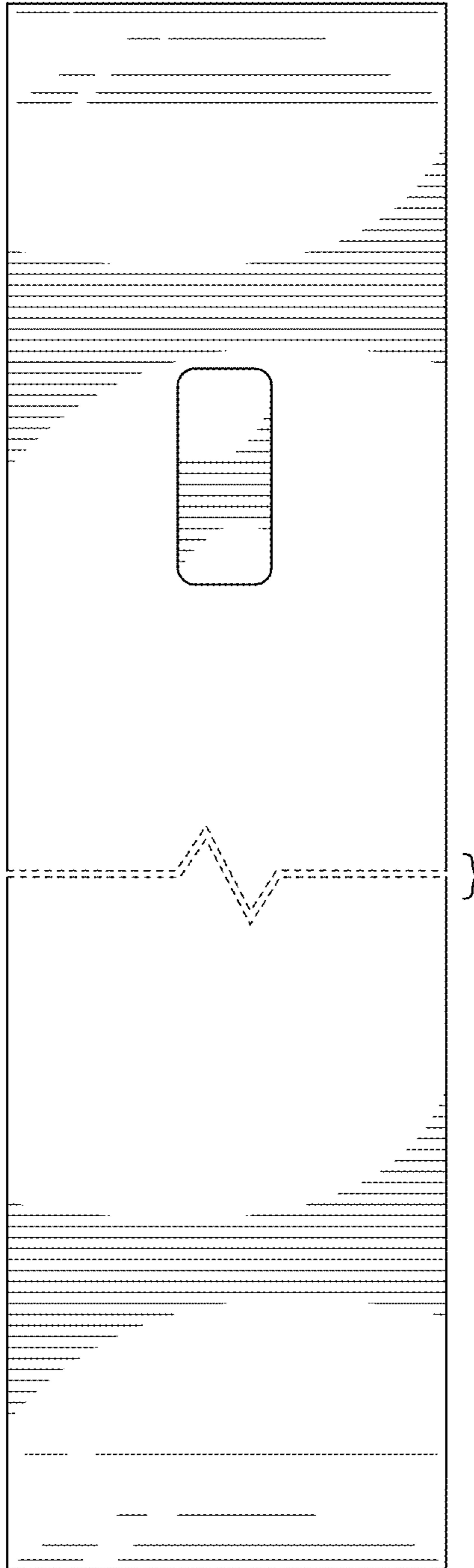
FIG. 1



**FIG. 2**



**FIG. 3**



**FIG. 4**

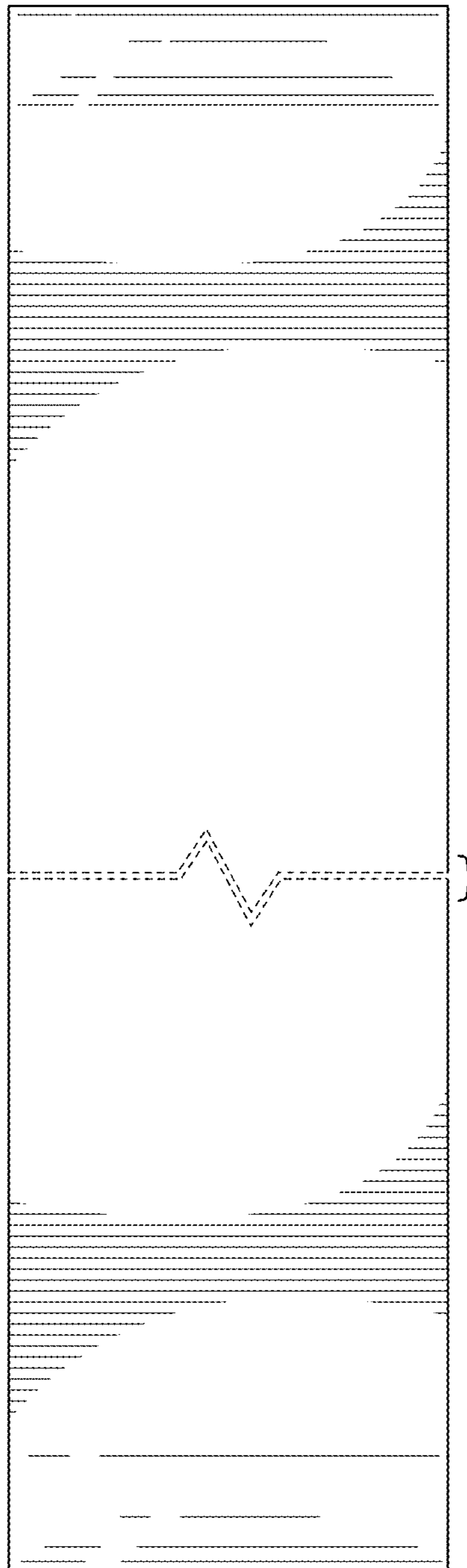
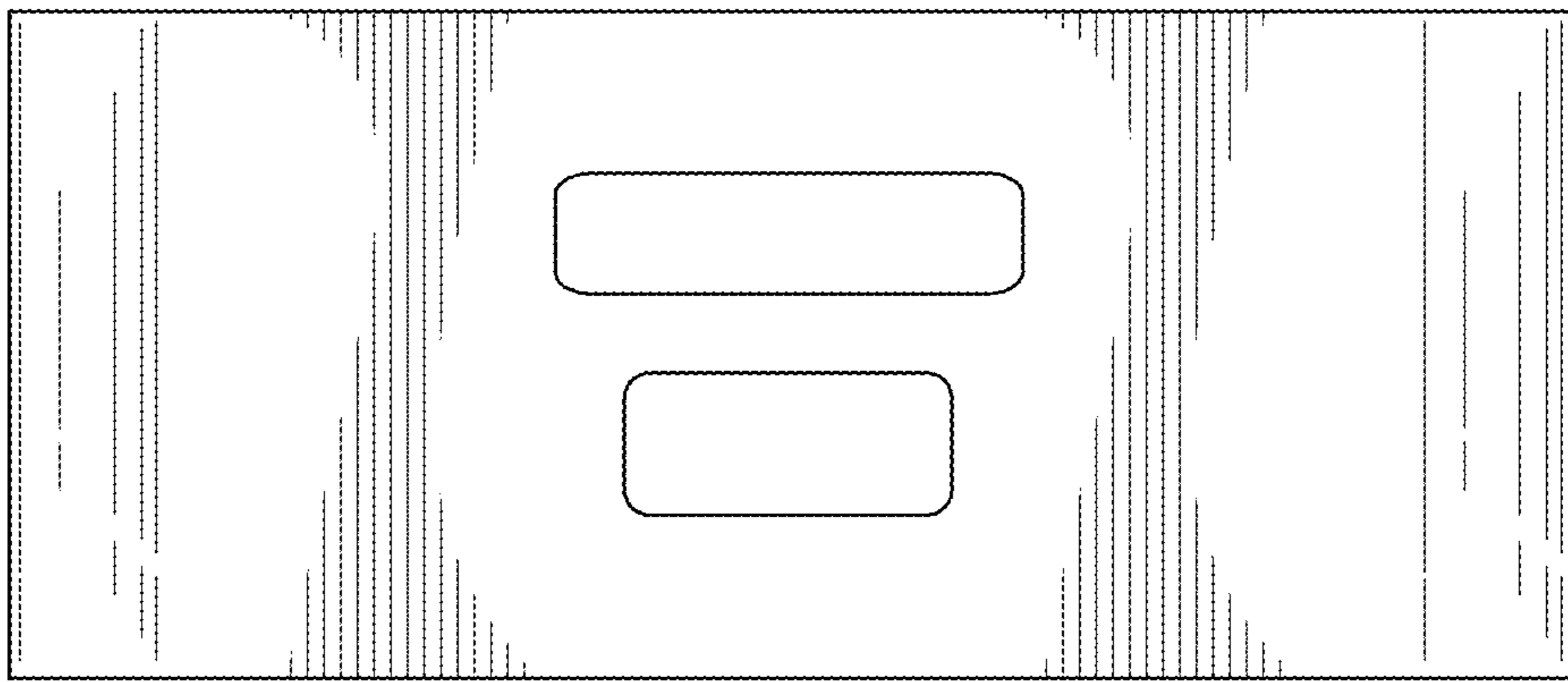
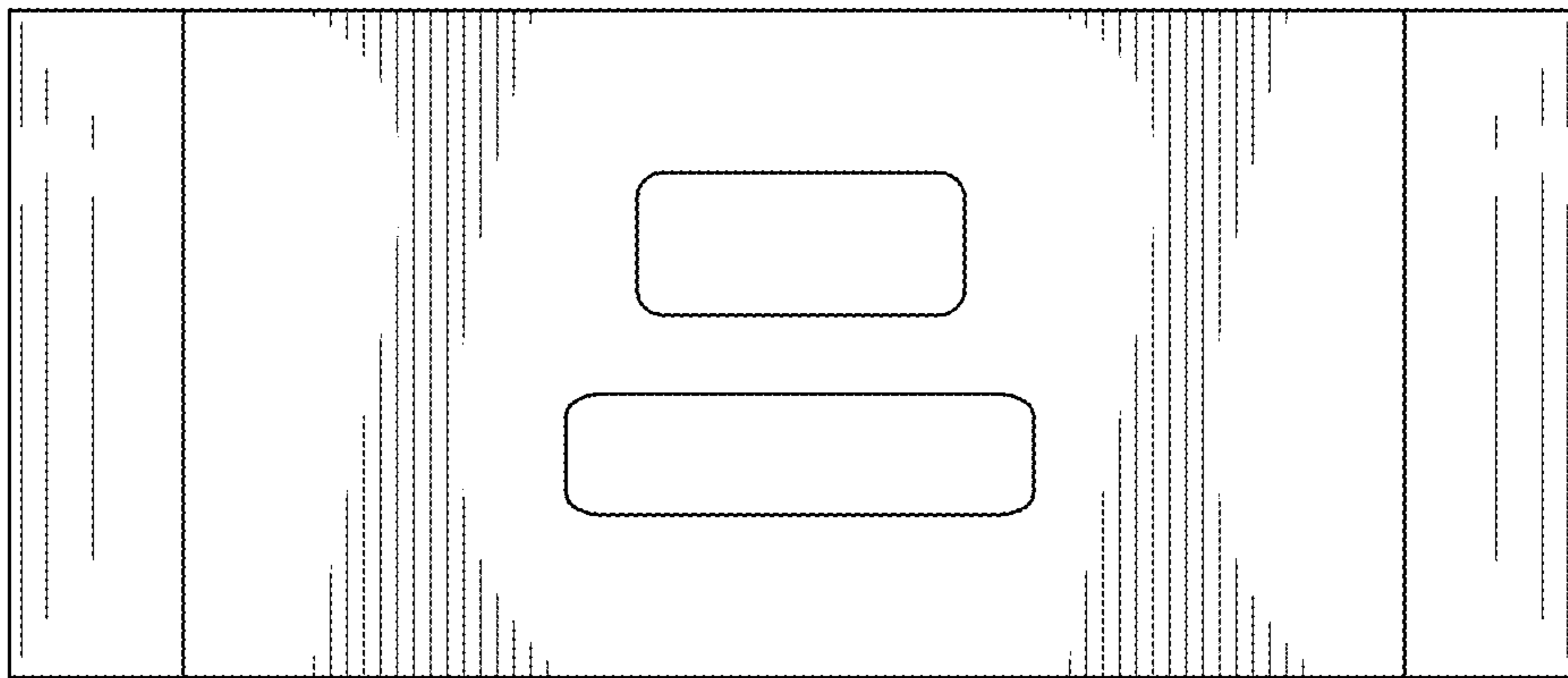


FIG. 5



**FIG. 6**





**FIG. 7**